

**AGENDA**  
**VANCE COUNTY BOARD OF COMMISSIONERS**  
**November 5, 2018**

**Invocation** **Pastor Bobby Fletcher, First United Methodist Church**

1. **Public Comments** (for those registered to speak by 5:45 p.m. - each speaker is limited to five minutes)
2. **Appointment** **6:00 p.m.** **Chris Wright, Fire Chief**  
**2017 Life Safety Achievement Award**
3. **Committee Reports and Recommendations**
  - a. **Properties Committee**
    - Property Listing Review
    - REO Property Offer
    - Former People's Country Store
    - Engineering Agreement – HVIP Phase III
    - Animal Shelter – Onsite Spay and Neuter Services
  - b. **Public Safety Committee**
    - Open Burning Regulations
    - Rapid Entry Systems
    - Fire Commission Presentation – Proposal for Reorganizing Fire Services
4. **Finance Director's Report**
  - a. **Surplus Property**
  - b. **Lottery Fund Applications**
5. **County Manager's Report**
  - a. **Grant Agreement – Rural Ready Sites**
  - b. **Resolution – Acquisition & Assignment of Kittrell Water Association System**
6. **Water District Board**
  - a. **Staff Report**
    - Kittrell Water System Consolidation
  - b. **Monthly Operations Report**
7. **Consent Agenda Items**
  - a. **Budget Amendment**
  - b. **Tax Refunds and Releases**
  - c. **Ambulance Charge-Offs**
  - d. **Monthly Reports**
  - e. **Minutes**

8.    **Miscellaneous**
  - a.     **Appointments**
  - b.     **Voting Delegate – Legislative Goals Conference**
  
9.    **Closed Session**
  - a.     **Legal Matters**
  - b.     **Property Transaction**

# ***AGENDA APPOINTMENT FORM***

*November 5, 2018*

***Name:*** Chris Wright, Fire Chief

***Purpose of appearance:*** Inform Board of Life Safety Achievement Award



September 7, 2018

Christopher Wright  
Vance County Fire Department  
188 Bickett St  
Henderson, NC 27536

Dear Chief:

Congratulations! Your fire department has been awarded the 2017 Life Safety Achievement (LSA) Award, presented jointly by the National Association of State Fire Marshals Fire Research & Education Foundation and Grinnell Mutual.

Since 1994, LSA Award has recognized fire departments for having outstanding fire safety statistics and prevention programs during the preceding calendar year. In recognition of the proactive fire prevention efforts that your organization has made toward improving your community's safety behaviors, we are pleased to present you with the 2017 LSA Award.

Enclosed you will find a certificate suitable for framing that recognizes your department's accomplishments, signed by the president of the National Association of State Fire Marshals (NASFM) Fire Research & Education Foundation and the president of Grinnell Mutual, the award's sponsor. In addition, we are providing you with a news release template that you can customize and use to inform your community of your significant fire prevention efforts in time for Fire Prevention Week, Oct. 7-13.

We congratulate you for the substantial commitment that you have made to make your community safer, and we thank you for participating in the LSA award program.

If you have any questions about the award, please submit your inquiry to the NASFM Fire Research & Education Foundation general help line at [admin@firemarshals.org](mailto:admin@firemarshals.org).

Sincerely,

A handwritten signature in black ink, appearing to read "Jim Narva".

Jim Narva  
Executive Director  
NASFM Fire Research & Education Foundation



# 2017 LIFE SAFETY ACHIEVEMENT AWARD

This certificate is awarded to

## Vance County Fire Department

For your outstanding efforts on behalf of fire and life safety

*September 2018*

*Julius Halas*

JULIUS HALAS, President  
NASFM Fire Research & Education



*Jeff R. Menary*

JEFF MENARY, President &  
CEO Grinnell Mutual



## **PRESS RELEASE**

### **Vance County Fire Department Earns 2017 Life Safety Achievement Award**

Henderson, NC – The Vance County Fire Department was recently presented with a Life Safety Achievement Award for its fire prevention accomplishments in 2017 by the National Association of State Fire Marshals (NASFM) Research and Education Foundation. Award recipients were announced by Julius Halas, president of the NASFM Fire Research and Education Foundation. The award is sponsored by a grant from Grinnell Mutual.

“When we hear the fire truck coming down the street and see its lights, we know firefighters are responding to someone in trouble,” said David Miller, assistant vice president of Special Investigations at Grinnell Mutual. “What we want to recognize is that these heroes are doing a lot of things behind the scenes to save lives. The Life Safety Achievement Award recognizes fire departments for their fire prevention programs that have been proven to save lives year after year.”

Since 1994, the Life Safety Achievement Award has recognized local fire prevention efforts that have contributed to reducing the number of lives lost in residential fires. The Vance County Fire Department is one of the fire departments across the United States to receive that award this year for recording zero fire deaths in 2017 or deducing fire deaths by at least 10 percent during the year. In addition, award recipients documented active and effective fire prevention programs as well as a clear commitment to reducing the number of house fires in their community.

Although residential fires in the U.S. account for on 20 percent of all fires, they result in 80 percent of all fire deaths. The NASFM Fire Research and Education Foundation is committed to reducing that number.

“Experience tells us that fire prevention activity and public education can significantly reduce life and property loss from residential fires,” Halas said. “Prevention and education are very cost effective compared to the traditional approach of relying on fire suppression.”



# ***Committee Reports and Recommendations***

**Vance County**  
**Committee Reports and Recommendations**  
**November 5, 2018**

**Properties Committee**

**Property Listing Review.** The committee (Brummitt [C], Taylor, & Wilder) met with staff on Tuesday, October 30<sup>th</sup> and reviewed an updated listing of county owned and jointly owned (city and county) properties. The committee was informed that the list includes a total of 49 county owned properties with three structures and 162 jointly owned properties with 10 structures. The county and city together has successfully removed nearly 40 abandoned structures over the past two years and has sold a total of 22 properties over the past two years. This has contributed to confidence in the community with several private property owners cleaning up and removing abandoned properties as well. All properties are listed on the county website and are available to the public. *For your information.*

**REO Property Offer.** The committee reviewed one property offer totaling \$750 for a county owned property identified as Big Ruin Creek Lane (tax parcel 0404 03029). The committee recommended proceeding with the upset bid process for the property. *Recommendation: Approve the offer to purchase and the resolution authorizing the upset bid process for the sale of Big Ruin Creek Lane (tax parcel 0404 03029).*

**Former People's Country Store.** The committee was informed that the state recently completed the removal of the underground storage tanks located on this county owned property at no county cost. The state determined that asbestos was present within the window caulking of the structure. County staff is working to have the additional structures on the property surveyed for asbestos and will follow up with the committee regarding asbestos abatement and potential demolition of all structures on the property. *For your information.*

**Engineering Agreement – HVIP Phase III.** The committee met with Tim Carpenter with LKC Engineering to review the engineering agreement and to discuss the timeframe for design, permitting and construction. The engineer felt design and permitting would take 6-7 months with a target bidding date in the May-June 2019 timeframe. The committee questioned if the timing would allow for the property to be planted and harvested by a farmer currently utilizing the land. The engineer advised that a cover crop such as grass would be advantageous for appearance and for erosion control. The committee requested that staff and the attorney discuss and offer an arrangement to the farmer that allows for the planting of crops but does not hold the county up if any portion of the land is developed, sold or disturbed relative to the pending infrastructure project. The committee recommended approval of the engineering agreement with LKC Engineering. *Recommendation: Approve Engineering Services Agreement with LKC Engineering for services related to Phase III of the Henderson-Vance Industrial Park.*

**Animal Shelter – Onsite Spay and Neuter Services.** The committee was informed that a local veterinarian has expressed an interest in partnering with the county on our Spay and Neuter Program. The veterinarian has proposed providing all equipment and staff to offer on-site spay and neuter services at the shelter one day a week for the public. The program would be similar to the current program, but would eliminate the need for transporting the animals with the work being done on-site. The committee was agreeable to the concept and commended the animal services director for the positive impact the shelter and staff have had on the community since moving into the new shelter. The committee requested that staff prepare data showing the positive impact of the Spay and Neuter program and requested that staff ensure to offer this arrangement to other local veterinarians prior to formalizing any contracts. *For your information.*



## **Public Safety Committee**

***Open Burning Regulations.*** The committee (Wilder [C], Brummitt & Faines) met with Fire Marshal Keith Duncan and other staff on Wednesday, October 31, 2018 to discuss the need for a local ordinance to allow local enforcement of existing state open burning laws. Duncan addressed the committee, the problems arising from open burning, the reoccurrences of violations associated with open burning, and requested an ordinance with enforcement penalties for violations. The committee discussed the idea of including a warning as a first enforcement step and one committee member requested staff to research whether penalty amounts can be used to allow responding agencies to recoup their costs. The committee was in favor and recommended that staff work to develop an ordinance for future review. *For your information.*

***Rapid Entry Systems.*** The committee met with Fire Chief Chris Wright to discuss the use of rapid entry systems by businesses and commercial structures throughout the county. Chief Wright explained that rapid entry systems give emergency personnel access to structures without having to wait for a key holder or causing substantial damage to the structure for entry. The committee was informed that rapid entry systems are already required through the state fire code for new commercial buildings and a local ordinance would be necessary if they preferred to require it for existing buildings. The purchase and installation of the systems can vary with costs being in the several hundred dollar range. The committee discussed the substantial cost imposed if the systems are required and felt the better approach was to encourage their use by resolution as opposed to requiring by ordinance for existing buildings. Staff will develop a resolution and bring it back for future consideration which will include language encouraging all fire departments to educate the public on the use of rapid entry systems. *For your information.*

***Fire Commission Presentation – Proposal for Reorganizing County Fire Services.*** The committee revisited the restructuring of fire services. At the July 25, 2018 public safety committee meeting, the committee felt it important for the fire commission to weigh in and referred the matter to them for a recommended proposal. Commissioner Faines presented the Fire Commission's full proposal and recommendations for reorganizing County Fire Services (see enclosed report). The recommendations were as follows:

- Recommendation #1: Convert Vance County Fire Department into a volunteer department.
- Recommendation #2: Reposition paid personnel into volunteer departments.
- Recommendation #3: Convert savings from the operational expense of Vance County Fire Department to furnish day time personnel to every department.
- Recommendation #4: Create a Vance County Fire Services Division under the Fire Marshal's office for oversight of paid personnel.

The committee members acknowledged the proposal was consistent with what was previously discussed and mentioned the need to study it further to include having staff prepare a chart of personnel locations along with numbers and costs to implement the proposal. The committee requested that staff meet with the fire commission to discuss costs relative to the fire commission proposal. The committee also requested staff to provide call cluster data maps since moving to the new CAD software.

During the presentation, Fire Association President Doyle Carpunky requested that the county provide funding to cover the cost for data service to the 27 mobile CAD units for the volunteer departments and rescue squad. He estimated the cost to be \$39.99 per unit per month or \$12,956.76 on an annual basis. The committee recommended funding this additional cost. *Recommendation: Approve additional funding from fund balance to cover data charges related to the mobile CAD units for the volunteer fire departments (fire fund) and rescue squad (general fund).*

**FORECLOSURES AS OF September 6, 2018**  
**OWNED BY VANCE COUNTY**

Parcel #	Address	Street#	Street	Structure/Vacant	Notes
0482 04006	Oak Ridge Church Road		Oak Ridge Church Road	Cinderblock walls	
0325 03021	Tungsten Mine Rd.		Tungsten Mine Rd.	House	overgrown
0402 01009	1939 Kelly Road	1939	Kelly Rd	House	House in poor cond, needs repairs & new roof
0526 02008	Warrenton Road		Warrenton Road	Townhouse Apt.; Ho	overgrown; dilapidated
0025 12022	309 S. College St.	309	S. College St.	vacant lot	NSP - Demolished 6/2018
0055 01035	Ranes Dr.		Ranes Dr.	vacant lot	
0060 04002A	403 Bobbitt St.	403	Bobbitt St.	vacant lot	Removed house; Fall 2016
0066 02006	First St		First St	vacant lot	
0066 05003	St. Matthews St.		St. Matthews St.	vacant lot	
0066 05004	St. Matthews St.		St. Matthews St.	vacant lot	
0067 01003	2229 St. Matthews St.	2229	St. Matthews St.	vacant lot	Removed collapsed structure; Fall 2016
0067 01008	2257 St. Matthews St.	2257	St. Matthews St.	vacant lot	Removed collapsed roof; Fall 2016
0067 02007	Raleigh Rd.		Raleigh Rd.	vacant lot	
0067 04027 /1	Raleigh Rd (3/4 interest)		Raleigh Rd (3/4 interest)	vacant lot	
0068 02015	813 Roberson St.	813	Roberson St.	vacant lot	NSP - Former Candidate Property
0087 03011	Elm St.		Elm St.	vacant lot	
0091 07007A	1010 Standish St.	1010	Standish St.	vacant lot	NSP - Former Candidate Property
0093 03002	Health Center Rd.		Health Center Rd.	vacant lot	Future Recombination
0103 06003	Walnut/Pettigrew St.		Walnut/Pettigrew St.	vacant lot	NSP - Former Candidate Property
0111 01018	Chavassee Land		Chavassee Land	vacant lot	
0111 03003	211 Hawkins Dr.	211	Hawkins Dr.	vacant lot	NSP - Former Candidate Property
0111 03022	Nicholas St.		Nicholas St.	vacant lot	
0111 03023	Nicholas St. (off)		Nicholas St. (off)	vacant lot	
0111 04006	202 Hawkins Dr.	202	Hawkins Dr.	vacant lot	removed SWMH; Fall 2016
0111 04009	Tanner St.		Tanner St.	vacant lot	removed SWMH; Fall 2016
0201 01001	Spring Valley Road		Spring Valley Road	vacant lot	
0206 02016A	2817 Hwy 39	2817	Hwy 39	vacant lot	Removed house; Fall 2016
0215 01014B	Oxford Rd.		Oxford Rd.	vacant lot	N-road access?
0216 04002	1335 Epsom Rd.	1335	Epsom Rd.	vacant lot	Removed house; Fall 2016
0303 02005	Home Land		Home Land	vacant lot	
0325 02002	H.G. Taylor Land		H.G. Taylor Land	vacant lot	
0325 03039	311 Tungsten Mine Rd		Hwy 39 (.28 ac & store)	vacant lot	Removed house; Fall 2016;
0325 04005	Hwy 39 North (1 ac off )		Hwy 39 North (1 ac off )	vacant lot	
0325A02011	14 Colenda Ln.	14	Colenda Ln.	vacant lot	
0325C04001	Townsville		Townsville	vacant lot	Survey necessary to determine if home is on lot
0352A03002	Island Creek Estates		Island Creek Estates	vacant lot	
0401 02005	J.J. Edwards Land		J.J. Edwards Land	vacant lot	removed SWMH; Fall 2016
0404 03008	Billie Rodwell Land		Billie Rodwell Land	vacant lot	N-road access
0404 03029	Big Ruin Creek Ln.		Big Ruin Creek Ln.	vacant lot	
0411A03003	West Hills Dr.		West Hills Dr.	vacant lot	Good neighborhood
0452 03024	Roberts Ave.		Roberts Ave.	vacant lot	
0460 01026	Floyd Land		Floyd Land	vacant lot	
0477 02006	V.V. Hester Land		V.V. Hester Land	vacant lot	undersized lot; undevelopable;
0479 01018	Kittrell		Kittrell	vacant lot	
0480 01003A	Kittrell Land		Kittrell Land	vacant lot	
0541D01033	175 Freedom Ln	175	Freedom Ln	vacant lot	
0541D01034	Freedom Ln.		Freedom Ln.	vacant lot	
0581 01003	Burwell Land		Burwell Land	vacant lot	undersized lot
0593 01031	Cedar Cove Rd.		Cedar Cove Rd.	vacant lot	

Note: Total of 49 properties, 3 have structures

**FORECLOSURES AS OF OCTOBER 2, 2018**  
**OWNED BY CITY OF HENDERSON & VANCE COUNTY**  
**\*PROPERTY LOCATED WITHIN CITY LIMITS OF HENDERSON**

Parcel ID	Property Address	Street #	Street	Structure/Vacant	Notes
0002 05002	405 S Garnett St	405	Garnett St. S.	business	
0002 05008	427 Garnett St	427	Garnett St	business	
0002 05008A	425 Garnett St	425	Garnett St	business	
0069 04020	815 Water St.	815	Water St.	house	Overgrown; Homestead Program
0071 04005	Washington St.		Washington St.	house	COH-Urban Homesteading Program
0079 05008	695 Adams St.	695	Adams St.	house	COH-Urban Homesteading Program
0091 01002	709 Arch St.	709	Arch St.	house	COH-Urban Homesteading Program
0098 07015	210 N Chestnut Aly	210	Chestnut Aly	house	Dilapidated; Burnt inside
0098 07016	435 Chestnut	435	Chestnut St	house	Boarded up; Hole in roof
0091 04024	416 Harriett St.	416	Harriett St.	house	secured and boarded; COH-Urban Homesteading Pro
0006 06003	1324 Hargrove St.	1324	Hargrove St.	vacant lot	Demolished 6/2018
0008 01026B	High St.		High St.	vacant lot	
0020 01011 /1	Young Ave. (3/4 interest)		Young Ave. (3/4 interest)	vacant lot	Retain for future redevelopment
0021 01011	552 Thomas St.	552	Thomas St.	vacant lot	Retain for future redevelopment
0021 01016	Thomas St. (50ft.)		Thomas St. (50ft.)	vacant lot	Retain for future redevelopment
0021 02007	1109 Washington St.	1109	Washington St.	vacant lot	Demolished 5/2017; Retain for redevelopment
0021 03007	572 McBorn St.	572	McBorn St.	vacant lot	Retain for future redevelopment
0021 03014	McBorn St. (290ft.)		McBorn St. (290ft.)	vacant lot	Retain for future redevelopment
0021 03017	1129 Booker St.	1129	Booker St.	vacant lot	Retain for future redevelopment
0021 07003	476 Cross St.	476	Cross St.	vacant lot	Retain for future redevelopment
0021 07004	472 Cross St.	472	Cross St.	vacant lot	Retain for future redevelopment
0021 07005	Cross St.		Cross St.	vacant lot	Retain for future redevelopment
0021 07026	McBorn St.(50 Ft.)		McBorn St.(50 Ft.)	vacant lot	Retain for future redevelopment
0022 02008	Horner St.(64 Ft.)		Horner St.(64 Ft.)	vacant lot	Retain for future redevelopment
0022 02014	537 Horner St.	537	Horner St.	vacant lot	Retain for future redevelopment
0022 03008	533 Spring St. W.	533	Spring St. W.	vacant lot	Retain for future redevelopment
0022 03010	539 Spring St.	539	Spring St.	vacant lot	Retain for future redevelopment
0022 03011	541 Spring St.	541	Spring St.	vacant lot	Retain for future redevelopment
0022 04001	Young Ave. (94ft.)		Young Ave. (94ft.)	vacant lot	Retain for future redevelopment
0022 04002	546 Young Ave.	546	Young Ave.	vacant lot	Demolished 6/2016
0025 08005	329 Arch Street	329	Arch Street	vacant lot	
0025 08006	428 College St.	428	College St.	vacant lot	
0025 12009	135 Carolina Ave	135	Carolina Ave.	vacant lot	
0025 14001	College St. (70ft.)		College St. (70ft.)	vacant lot	Retain for future redevelopment
0027 02013	800 Arch St.	800	Arch St.	vacant lot	Leased to Green Rural Development - 2016
0027 02014	Arch St. (80 Ft.)		Arch St. (80 Ft.)	vacant lot	Leased to Green Rural Development - 2016
0027 04012A	Nicholas St.(53 Ft.)		Nicholas St.(53 Ft.)	vacant lot	
0027 07015	340 Davis St.	340	Davis St.	vacant lot	
0028 05007	421 Alexander Ave.	421	Alexander Ave.	vacant lot	
0042 03005	Cameron Dr.		Cameron Dr.	vacant lot	Located in Flood Zone
0051 12003	1262 Walters St.	1262	Walters St.	vacant lot	NSP
0055 01036	Ranes Dr. (40ft.)		Ranes Dr. (40ft.)	vacant lot	Recombine w/ 0055 01037
0055 01037	92 Ranee Dr.	92	Ranes Dr.	vacant lot	Demolished 11/2016; Recombine w/ 0055 01036
0055 01052	Raleigh St. (40 ft. N. Henderson)		Raleigh St. (40 ft. N. Henderson)	vacant lot	
0055 01057	Ranes Dr. (40ft.)		Ranes Dr. (40ft.)	vacant lot	
0058 03002	Dorsey Ave.		Dorsey Ave.	vacant lot	
0058 03007	Hall Street		Hall St.	vacant lot	
0058 04002	248 Denver St.	248	Denver St.	vacant lot	Demolished 5/2017
0061 01010	247 Lowry St.	247	Lowry St.	vacant lot	
0061 01012	913 Lamb St	913	Lamb St	vacant lot	
0061 01013	228 Main St.	228	Main St.	vacant lot	
0061 02013	Crozier St.		Crozier St.	vacant lot	
0061 03019	849 Lamb St.	849	Lamb St.	vacant lot	
0061 03020	857 Lamb St.	857	Lamb St.	vacant lot	Demolished 5/2017
0061 03025	250 Lowry St.	250	Lowry St.	vacant lot	
0061 05001	302 Main St.	302	Main St.	vacant lot	
0061 05002	912 Lamb St	912	Lamb St	vacant lot	
0061 05003	904 Lamb St	904	Lamb St	vacant lot	
0061 05005	884 Lamb St	884	Lamb St	vacant lot	
0068 01014	725 Roberson St.	725	Roberson St.	vacant lot	Leased to Green Rural Development - 2016
0068 01021	809 David St.	809	David St.	vacant lot	
0068 02006	940 David St.	940	David St.	vacant lot	
0069 04002	744 Rockspring St.	744	Rockspring St.	vacant lot	
0069 04010	Vacant lot Rockspring St.		Vacant lot Rockspring St.	vacant lot	
0069 05001	Water St.		Water St.	vacant lot	
0069 05009	853 Water St.	853	Water St.	vacant lot	
0070 01004A	Williams St. N. (4 ac)		Williams St. N. (4 ac)	vacant lot	
0070 01033	717 Highland Ave.	717	Highland Ave.	vacant lot	
0070 01039	706 Highland Ave.	706	Highland Ave.	vacant lot	Demolished 11/2016
0071 01009	High St.(100 Ft.)		High St.(100 Ft.)	vacant lot	
0071 04015	Johnston St.		Johnston St.	vacant lot	
0073 01053	514 Andrews Ave.	514	Andrews Ave.	vacant lot	Retain for future redevelopment
0073 04002	318 Rowland St.	318	Rowland St.	vacant lot	

**FORECLOSURES AS OF OCTOBER 2, 2018**  
**OWNED BY CITY OF HENDERSON & VANCE COUNTY**  
**\*PROPERTY LOCATED WITHIN CITY LIMITS OF HENDERSON**

Parcel ID	Property Address	Street #	Street	Structure/Vacant	Notes
0073 04004	301 Charles St.	301	Charles St.	vacant lot	Demolished 3/2016
0073 04005	309 Charles St.	309	Charles St.	vacant lot	
0073 04006	315 Charles St.	315	Charles St.	vacant lot	
0074 03002	2434 Old Norlina Rd	2434	Old Norlina Rd	vacant lot	
0075 01010	715 Chestnut St.	715	Chestnut St.	vacant lot	Retain for future redevelopment;
0075 02004	715 Vaughan St.	715	Vaughan St.	vacant lot	
0075 03005	719 Garnett St. N.	719	Garnett St. N.	vacant lot	Demolished 03/2016
0075 03031	803-809 Garnett St.	803-809	Garnett St.	vacant lot	Demolished 2 houses; 11/2016
0076 03003	320 Charles St.	320	Charles St.	vacant lot	Demolished 3/2016
0076 06002	505 Winder St.	505	Winder St.	vacant lot	
0076 06004	517 Winder St.	517	Winder St.	vacant lot	Recombine into single lot
0076 06005	523 Winder St.	523	Winder St.	vacant lot	Recombine into single lot
0076 06005A	Winder St. (48ft.)		Winder St. (48ft.)	vacant lot	Recombine into single lot
0077 01003	910 Andrews Ave.	910	Andrews Ave.	vacant lot	Retain for future redevelopment; Demolished 3/14/16
0077 03003	Eastside Dr.		Eastside Dr.	vacant lot	
0078 02018	531 Highland Ave.	531	Highland Ave.	vacant lot	
0078 06001	Rockspring St. (89 ft.)		Rockspring St. (89 ft.)	vacant lot	Retain for future redevelopment
0078 06005	619 Water St.	619	Water St.	vacant lot	
0079 03034	Andrews Ave.(54 Ft.)		Andrews Ave.(54 Ft.)	vacant lot	Recombine to single lot and close alleyway
0079 03035	Andrews Ave.		Andrews Ave.	vacant lot	Recombine to single lot and close alleyway
0079 03036	Andrews Ave.		Andrews Ave.	vacant lot	Recombine to single lot and close alleyway
0079 03038	East Ave.		East Ave.	vacant lot	Recombine to single lot and close alleyway
0079 04002	601 East Ave.	601	East Ave.	vacant lot	Demolished 3/2016
0084 01005E	243 Swain St.	243	Swain St.	vacant lot	Demolished 5/2017
0084 02003	Swain St.		Swain St.	vacant lot	
0084 02017	Booth Ave.(50 Ft.)		Booth Ave.(50 Ft.)	vacant lot	
0084 03007	Booth Ave.(50 Ft.)		Booth Ave.(50 Ft.)	vacant lot	
0085 01014	Lawrence St.		Lawrence St.	vacant lot	
0086 02004	962 Harriett St.	962	Harriett St.	vacant lot	Retain for future redevelopment
0087 02002	815 Harriett St.	815	Harriett St.	vacant lot	Retain for future redevelopment
0091 01006	609 Marshall St.	609	Marshall St.	vacant lot	
0091 03008	710 Marshall St	710	Marshall St.	vacant lot	
0091 04012	311 Booth St.	311	Booth St.	vacant lot	Burnt by fire Dept. 6/2016
0091 05006	515 Hilliard St.	515	Hilliard St.	vacant lot	Demolished 6/2018
0091 05011	Southerland St.		Southerland St.	vacant lot	Demolished 6/2018; Offer property to neighboring chu
0091 07001	1002 Standish St.	1002	Standish St.	vacant lot	Demolished 5/2017
0091 07005	1022 Standish St.	1022	Standish St.	vacant lot	Burnt by fire Dept. 6/2016
0092 01010	617 Hillside Ave	617	Hillside St.	vacant lot	Demolished
0092 01019	727 Hillside Ave.	727	Hillside Ave.	vacant lot	Recombine into 2 lots
0092 01020	735 Hillside Ave.	735	Hillside Ave.	vacant lot	Recombine into 2 lots
0092 01021	741 Hillside Ave.	741	Hillside Ave.	vacant lot	Recombine into 2 lots
0092 01023	747 Hillside Ave.	747	Hillside Ave.	vacant lot	Burnt by fire Dept. 6/2016
0092 01024	753 Hillside Ave.	753	Hillside Ave.	vacant lot	
0092 01025 /1	Hillside (3/4 interest)		Hillside (3/4 interest)	vacant lot	
0092 01028	602 Winder St.	602	Winder St.	vacant lot	Demolished 5/2017
0092 01031	Winder St. (40ft.)		Winder St. (40ft.)	vacant lot	
0092 01032	Winder St. (47ft.)		Winder St. (47ft.)	vacant lot	
0092 01032A	508 Winder St.	508	Winder St.	vacant lot	Demolished 5/2017
0092 02004	Arch St. (50ft.)		Arch St. (50ft.)	vacant lot	
0092 02012	742 Hillside Ave.	742	Hillside Ave.	vacant lot	Burnt by fire Dept. 9/2016
0092 02012A	731 Flint St.	731	Flint St.	vacant lot	
0092 02014	756 Hillside Ave.	756	Hillside Ave.	vacant lot	Retain for future redevelopment
0092 02015	754 Hillside Ave.	754	Hillside Ave.	vacant lot	Retain for future redevelopment
0092 02016	750 Hillside Ave.	750	Hillside Ave.	vacant lot	Retain for future redevelopment
0092 02017	744 Hillside Ave.	744	Hillside Ave.	vacant lot	Demolished 6/2016
0092 02018	651 Hillside Ave.	651	Hillside Ave.	vacant lot	
0092 02030	314 Hillside Alley	314	Hillside Alley	vacant lot	Demolished 6/2018
0093 03012	521 Nethery St.	521	Nethery St.	vacant lot	Demolished 6/2017
0096 04016	509 Grant St.	509	Grant St.	vacant lot	Demolished 11/2016
0096 04017	513 Grant St.	513	Grant St.	vacant lot	Demolished 11/2016
0096 06001	672 Rockspring St.	672	Rockspring St.	vacant lot	Demolished old store 11/2016
0096 06004	650 Rockspring St.	650	Rockspring St.	vacant lot	
0096 06010	Ranes Dr.		Ranes Dr.	vacant lot	
0097 01001	705 Jefferson St.	705	Jefferson St.	vacant lot	
0097 01005	741 Jefferson St.	741	Jefferson St.	vacant lot	Demolished 11/2016
0098 01003	322 Pearl St.	322	Pearl St.	vacant lot	
0098 01004	318 Pearl St.	318	Pearl St.	vacant lot	
0098 02021	335 Pearl St.	335	Pearl St.	vacant lot	
0098 03012	225 Pearl St.	225	Pearl St.	vacant lot	
0098 04006	404 Whitten Ave.	404	Whitten Ave.	vacant lot	Demolished 6/2016
0098 06010	Hamilton St.		Hamilton St.	vacant lot	
0098 07009	Ford St.		Ford St.	vacant lot	
0103 04005	1010 Orange St.	1010	Orange St.	vacant lot	Retain for future redevelopment

**FORECLOSURES AS OF OCTOBER 2, 2018**  
**OWNED BY CITY OF HENDERSON & VANCE COUNTY**  
**\*PROPERTY LOCATED WITHIN CITY LIMITS OF HENDERSON**

Parcel ID	Property Address	Street #	Street	Structure/Vacant	Notes
0103 05010	513 Pettigrew St.	513	Pettigrew St.	vacant lot	Retain for future redevelopment
0103 06004	407 Pettigrew St.	407	Pettigrew St.	vacant lot	Retain for future redevelopment
0103 09003	630 Breckenridge St.	630	Breckenridge St.	vacant lot	Retain for future redevelopment
0103 09008	35 Gorman Street	35	Gorman Street	vacant lot	Retain for future redevelopment
0104 01018	Poplar St		Poplar St	vacant lot	
0104 02006	Parkway Dr.(50ft.)		Parkway Dr.(50ft.)	vacant lot	Retain for future redevelopment
0104 06003	804 Parkway Dr.	804	Parkway Dr.	vacant lot	Retain for future redevelopment
0104 06005	Wall St. (50 ft.)		Wall St. (50 ft.)	vacant lot	Retain for future redevelopment
0104 06009	Wall St.(50 Ft.)		Wall St.(50 Ft.)	vacant lot	Retain for future redevelopment; No Road Access
0104 07002	Cleveland St.(112 Ft. )		Cleveland St.(112 Ft. )	vacant lot	Demolished 3/2016
0104 07004	115 Cleveland St.	115	Cleveland St.	vacant lot	Retain for future redevelopment
0104 07005	Cleveland St.		Wall St.(50ft.)	vacant lot	Retain for future redevelopment
0104 08009	Cleveland St.		Cleveland St.	vacant lot	Retain for future redevelopment
0104 08010	Cleveland St.		Cleveland St.	vacant lot	Retain for future redevelopment
0107 01002	Lincoln St.		Lincoln St.	vacant lot	
0214C02025	107 Briarcliff St		Sunnyview Terrace	vacant lot	Demolished 5/2017

Note: Total of 162 properties, 10 have structures



**RESOLUTION AUTHORIZING UPSET BID PROCESS  
FOR SALE OF REAL PROPERTY  
Lot 6 Big Ruin Creek Lane, Henderson, NC 27537**

**WHEREAS**, Vance County owns certain real property with an address of **Lot 6 Big Ruin Creek Lane, Henderson, North Carolina**, and more particularly described by the Vance County Tax Department as Parcel Number **0404 03029**; and,

**WHEREAS**, North Carolina General Statute §160A-269 permits the county to sell real property by upset bid, after receipt of an offer for the property; and,

**WHEREAS**, the County has received an offer to purchase the real property described herein above in the amount of **\$750.00** subject to the terms and conditions as included in the submitted offer to purchase bid, submitted by ***Katherine Koji***; and,

**WHEREAS**, ***Katherine Koji*** has paid the required deposit in the amount of **\$750.00** with their initial offer.

**THEREFORE, THE VANCE COUNTY BOARD OF COMMISSIONERS RESOLVES THAT:**

1. The Board of County Commissioners declares the real property described above surplus and authorizes its sale through the upset bid procedure of North Carolina General Statute §160A-269.

2. Notice of the proposed sale shall be published which shall describe the property and the amount of the offer and shall require any upset offer be subject to the same terms and conditions as contained therein except for the purchase price.

3. Any person may submit an upset bid to the Clerk to the Board of County Commissioners within 10 days after the notice of sale is published. Once a qualifying higher bid has been received, that bid will become the new offer.

4. If a qualifying upset bid is received, a new notice of upset bid shall be published, and shall continue to do so until a 10-day period has passed without any qualifying upset bid having been received. At that time, the amount of the final high bid shall be reported to the Board of County Commissioners.

5. A qualifying higher bid is one that raises the existing offer by the greater of \$750 or ten percent (10%) of the first \$1,000.00 of that offer and five percent (5%) of the remainder of the offer and is subject to the same terms and conditions of the previous bid.

6. A qualifying higher bid must also be accompanied by a deposit in the amount of the greater of \$750 or five percent (5%) of the bid, which may be made by cash, cashier's check

or certified funds. The County will return the deposit of any bid not accepted and will return the bid of an offer subject to upset if a qualifying higher bid is received.

7. The terms of the final sale are that the Board of County Commissioners must approve the final high offer before the sale is closed and the buyer must pay with certified funds or wire transfer the bid amount and any other amounts as required pursuant to the terms and conditions of the bid at the time of closing, which shall be no later than 30 days following the approval by this Board of the final bid. The real property is sold in its current condition, as is, and the County gives no warranty with respect to the usability of the real property or title. Title will be delivered at closing by a **Non Warranty Deed**, subject to exceptions for ad valorem taxes, assessments, zoning regulations, restrictive covenants, street easements, rights of others in possession and any other encumbrances of record. Buyer shall pay for preparation and recording of the Deed and revenue stamps.

8. The County reserves the right to withdraw the property from sale at any time before the final high bid is accepted **and the right to reject all bids at any time.**

9. If no qualifying upset bid is received, the Board of County Commissioners will accept or reject the bid submitted within 60 days after the close of the 10-day upset period.

This the 5<sup>th</sup> day of November, 2018.

---

Thomas S. Hester, Jr., Chairman  
Vance County Board of Commissioners

ATTEST:

---

Kelly H. Grissom, Clerk to the Board

**Big Ruin Creek Lane (0404 03029)**



<b>Offer to Purchase</b>	\$ 750
<b>Condition</b>	Foreclosed in October 2015; vacant lot; consisting of 3.22 acres; Property is owned by County; located in the county, and zoned R30 (Residential Low Density)
<b>Property Value</b>	\$3,415 (\$839 tax/ \$171 interest); \$2,215 (Attorney Fees)
<b>Buyer</b>	Katherine Koji



Vance County Big Ruin Creek Ln - Tax Parcel 0404 03029 (Tax Values \$)





**Warrenton Road – Tax Parcel 0526-02008 (Former People's Country Store)**







Vance  
Printed October 29, 2018  
See Below for Disclaimer



**AGREEMENT ENGINEERING SERVICES**

**VANCE COUNTY, NORTH CAROLINA**

**PHASE 3 HENDERSON-VANCE INDUSTRIAL PARK EXPANSION**

This AGREEMENT made this \_\_\_\_\_ day of \_\_\_\_\_, 2018, by and between the VANCE COUNTY, NORTH CAROLINA, hereinafter called the COUNTY, and LKC ENGINEERING, PLLC, hereinafter called LKC.

WHEREAS, the COUNTY intends to construct Phase 3 of the Henderson Vance Industrial Park, hereinafter call the PROJECT.

The PROJECT will include the expansion of the Henderson Vance Industrial Park including approximately 2,700lf of roadway, 3,100 lf of 12-inch water main, 4,500lf of sewer mains and one sewer pump station and associated force main. It is the intent that utilities are to be constructed to the City of Henderson standards and that the roadway to me NCDOT's standards for transfer of ownership. The project will also include associated stormwater management facilities for the purpose of detaining and treating stormwater from the roadway drainage system.

NOW, THEREFORE, the COUNTY and LKC, for the consideration hereinafter named, agree as follows: LKC agrees to perform the following tasks obligated under this Agreement:

**I. PRELIMINARY ENGINEERING SERVICES**

1. Provide a preliminary development plan of the PROJECT for the COUNTY's review and as support material for site zoning changes.

**2. ENGINEERING SERVICES – DESIGN SURVEYING**

1. Perform all necessary site surveying to develop detailed drawings for permitting and construction, to meet the COUNTY's expectations. Design survey will include topographic survey of the site, location of all physical features adjacent to and associated with the site design, location of existing utilities (water & sewer) and all of natural features (ponds, creeks, streams A boundary survey was previously contracted

by the COUNTY, a digital copy of which shall be provided to LKC for base map reference of the design survey.

### **3. ENGINEERING SERVICES – GEOTECHNICAL INVESTIGATIONS**

1. Contract with a licensed geotechnical engineer to perform additional soil borings along the utility corridors, sewer pump station site, stormwater management facilities and additional borings along the roadway corridor.

### **4. ENGINEERING SERVICES – DESIGN AND PERMITTING**

1. Site Grading Plans consistent with the intended use and approved “Preliminary Site Plan” as approved by the OWNER and vetted and approved by the Local Jurisdiction(s).
2. Site grading design for the roadway system, drainage features and stormwater management facilities.
3. Design of on-site Storm Water Management Facilities.
4. Design of Site Utilities, water and sewer utilities and storm drainage for the entire project site.
5. Design of roadways and connections to existing roads in accordance with NCDOT requirements and specifications.
6. Design Coordination review with the City of Henderson for location and connections to existing City infrastructure and compliance with City Design and Construction Standards.
7. Permitting Coordination with applicable Regulatory Agencies
  - a. NCDOT – Permitting with the local District Office for connections to existing roads and NCDOT Design Standards, including encroachment agreements and driveway permits.
  - b. NC DEQ-DWR - Permitting of any on-site design features relating to Sewer extensions.
  - c. Permitting of all Storm Water Management Facilities at required by NC DEQ-DWR.
  - d. NC DEQ - LQS – Permitting of Sedimentation and Erosion Control.
  - e. NC DEQ-DWR – Permitting of water system improvements to serve the site.
  - f. Coordination with the City of Henderson for permitting with the applicable regulatory Agencies.

### **5. ENGINEERING SERVICES – BIDDING AND AWARD**

1. Advertise and distribute construction documents to contractors, plan rooms and suppliers.
2. Respond to questions during the advertising period and issue clarifications and addenda as required.
3. Attend and Conduct the bid opening.

4. Tabulate all bids received and review for conformance with the requirements of the construction documents.
2. Negotiate with the low bidder, if necessary.
3. Make a recommendation of award for the COUNTY's consideration.
4. Assist the COUNTY with the execution of construction contract(s).

#### **6. ENGINEERING SERVICES – CONSTRUCTION ADMINISTRATION**

1. Facilitate the pre-construction meeting.
2. Review construction submittals to ensure equipment, materials, and workmanship meet the expectations of the contract documents.
3. Facilitate regularly-scheduled, not more frequent than monthly, construction progress meetings with the Contractor, COUNTY, City of Henderson, and Engineer.
4. Review and provide the Engineer's approval of applications for partial payment periodically submitted by the Contractor.
5. Review change order requests submitted by the Contractor for general conformance with the contract documents and verify the COUNTY is receiving a fair market value for change order items.
6. Assist and coordinate with NCDOT and COUNTY for the dedication of the roadway system.
7. Provide periodic updates to the COUNTY's elected officials as requested.

#### **7. ENGINEERING SERVICES - ON-SITE INSPECTION**

1. Provide onsite construction inspection to make sure the work is performed in conformance with the contract documents.
2. Provide daily inspection reports tracking the construction progress and documenting on-site activity.
3. Witness all construction testing.

#### **8. ENGINEERING SERVICES – CERTIFICATIONS, RECORD DRAWINGS AND PLATTING**

1. Provide the final certification of the construction to applicable regulatory agencies once complete.
2. Provide as-built drawings to the COUNTY and City of Henderson reflecting any modifications made to the project scope during construction.
3. Provide Survey Plat of the new Road Right of Way to be dedicated to NCDOT and all applicable easements for water, sewer and storm drainage.

### **SUMMARY OF FEES**

Payment for the services described above shall be provided as follows:

1. PRELIMINARY ENGINEERING SERVICES – Lump Sum	\$7,500
2. DESIGN SURVEYING – Lump Sum	\$15,000
3. GEOTECHNICAL INVESTIGATIONS – Estimated	\$6,000
4. DESIGN AND PERMITTING – Lump Sum	\$145,000
5. BIDDING AND AWARD – Lump Sum	\$15,000
6. CONSTRUCTION ADMINISTRATION – Lump Sum	\$30,000
7. ON-SITE INSPECTION – Hourly Not to Exceed	\$80,000
8. CERTIFICATIONS, RECORD DRAWINGS AND PLATTING	\$10,000
<b>TOTAL FEES</b>	<b>\$308,500</b>

LKC's services under this AGREEMENT shall not include (1) preparation of detailed wetlands or biological surveys or assessments, (2) preparation of an environmental assessment or environmental impact statement, (3) negotiations with property owners for real property or easement acquisition that would require a real estate license, (4) payment of permit fees. These services, if required, may be arranged for and furnished by LKC and separately paid for by the COUNTY for a fee to be subsequently agreed upon if the need for these services arises.

### **9. PAYMENT TERMS**

Partial payment of the above amounts shall be made to the Engineer on a monthly basis for a percentage of completion agreed upon by both the COUNTY and the Engineer. The Engineer shall submit invoices in said amount to the COUNTY on a monthly basis and payment shall be made within 30 days of the COUNTY's receipt of the invoice.

It is agreed by the parties hereto that the appropriate adjustments in any fixed and/or lump sum payments shall be made in the event that the physical scope of the project, time for completion, or services required are materially increased or decreased beyond that considered at the time of execution of this Agreement.

Should LKC be required to render additional services in connection with related work upon which the work scope does not apply, or if the scope of the project is modified by the COUNTY, LKC shall receive additional compensation for such additional services at the hourly rates as



specified on the fee schedule attached hereto as Exhibit A for the hours actually worked by the appropriate classification of employee or for a lump sum fee agreed upon by the COUNTY and LKC.

10. TERM OF SERVICE

The Term of Service shall be defined as the length of time elapsed between the execution of this Agreement by all parties and the final certification of the construction. LKC anticipates that the term of service for the Consulting Services shall be 365 days from the date of this Agreement.


11. TERMINATION

This Agreement may be terminated by either party on the basis of performance or for convenience. The terminating party shall notify the terminated party in writing a minimum of 30 days before the date of termination. Upon being fairly compensated for services provided prior to termination, LKC shall turn over all records, files, and other pertinent information to the COUNTY.


The COUNTY and LKC hereby agree to the full performance of the covenants contained within pages 1 through 5 of this Agreement with Exhibits A herein.

IN WITNESS HEREOF, they have executed this Agreement, the day and the year first above written, which is the effective date of this Agreement.

LKC ENGINEERING, PLLC

By:   
Tim Carpenter, Member/Manager

Date: 9/21/18

Attest:   
Adam Kiker, PE Member/Manager

VANCE COUNTY

By: \_\_\_\_\_

Date: \_\_\_\_\_

Attest: \_\_\_\_\_

This instrument has been pre-audited in the manner required by the Local Government Budget and Fiscal Control Act.

---

Finance Officer

**EXHIBIT A**

**HOURLY RATE STRUCTURE**

**LKC ENGINEERING** offers a competitive rate structure to provide the highest quality of services with controlled overhead. The rates below cover all expenses including travel time.

MANAGING PARTNER	\$120.00/HOUR
PROJECT MANAGER	\$ 90.00/HOUR
LANDSCAPE ARCHITECT	\$ 90.00/HOUR
PROJECT ENGINEER	\$ 80.00/HOUR
SENIOR DESIGNER	\$ 80.00/HOUR
DESIGNER	\$ 70.00/HOUR
SENIOR CONSTRUCTION MANAGER	\$ 80.00/HOUR
CONSTRUCTION MANAGER	\$ 70.00/HOUR
FUNDING ADMINISTRATOR	\$ 70.00/HOUR
ADMINISTRATOR	\$ 50.00/HOUR

**HENDERSON - VANCE PHASE 3 INDUSTRIAL PARK EXPANSION**  
**Preliminary Construction Cost Estimate**

ITEM NO.	ITEM DESCRIPTION	EST. QTY.	UNIT	UNIT PRICE	TOTAL AMOUNT
INDUSTRIAL PARK ROAD					
1	MOBILIZATION	1	LS	\$5,000	\$5,000
2	GRADING (Cut and Fill)	12,000	CY	\$8	\$96,000
3	INCIDENTAL STONE BASE (10"THICK)	4,050	TON	\$40	\$162,000
4	ASPHALT BASE (I119.0C - 4" THICK)	1,690	TONS	\$130	\$219,700
5	ASPHALT SURFACE (\$9.5C - 3" THICK)	1,099	TONS	\$135	\$148,298
6	PAINT PAVEMENT MARKING	2,700	LF	\$1	\$2,700
7	TEMPORARY EROSION CONTROL MEASURES	1	LS	\$60,000	\$60,000
8	PERMANENT/TEMPORARY STORM WATER MEASURES	1	LS	\$75,000	\$75,000
9	SIGNAGE	1	LS	\$5,000	\$5,000
Sub-Total Construction Roadway				\$773,698	
WATER SYSTEM EXPANSION					
1	12" DIP CLASS 350 WATER MAIN	3,100	LF	\$62	\$192,200
2	12" MJ GATE VALVES	6	EA	\$2,500	\$15,000
3	6" MJ GATE VALVES	6	EA	\$1,500	\$9,000
4	FIRE HYDRANT ASSMEBLIES	6	EA	\$4,200	\$25,200
5	12" X 12" TAPPING SLEEVE AND VALVE	2	EA	\$7,000	\$14,000
6	20" STL. CASING INSTALLED BY BORE & JACK	64	LF	\$350	\$22,400
7	MJ FITTINGS	15	EA	\$900	\$13,500
Sub-Total Construction Water Mains				\$291,300	
SANITARY SEWER EXPANSION					
1	8" PVC SDR 35 Gravity Sewer (0'-6')	1,000	LF	\$50	\$50,000
2	8" PVC SDR 35 Gravity Sewer (6'-8')	1,000	LF	\$60	\$60,000
3	8" PVC SDR 35 Gravity Sewer (8'-10')	1,000	LF	\$70	\$70,000
4	8" PVC SDR 35 Gravity Sewer (10'-12')	250	LF	\$80	\$20,000
5	8" PVC SDR 35 Gravity Sewer (12'-14')	250	LF	\$90	\$22,500
6	8" PVC SDR 35 Gravity Sewer (14'-16')	150	LF	\$95	\$14,250
7	8" PVC SDR 35 Gravity Sewer (16'-18')	300	LF	\$100	\$30,000
8	8" PVC SDR 35 Gravity Sewer (18'-20')	250	LF	\$110	\$27,500
9	8" PVC SDR 35 Gravity Sewer (20'-22')	100	LF	\$120	\$12,000
10	8" DIP (Class 50) Gravity Sewer (0'-6')	90	LF	\$70	\$6,300
11	8" DIP (Class 50) Gravity Sewer (8'-10')	10	LF	\$90	\$900
12	8" DIP (Class 50) Gravity Sewer (in casing)	120	LF	\$50	\$6,000
13	4'0" Diameter Manhole (0'-6')	4	EA	\$2,500	\$10,000
14	4'0" Diameter Manhole (6'-8')	4	EA	\$2,750	\$11,000
15	4'0" Diameter Manhole (8'-10')	2	EA	\$3,000	\$6,000
16	4'0" Diameter Manhole (10'-12')	2	EA	\$3,250	\$6,500

17	4'0" Diameter Manhole (12'-14')	2	EA	\$3,500	\$7,000
18	4'0" Diameter Manhole (12'-14') (w/Outside Drop)	1	EA	\$5,000	\$5,000
19	4'0" Diameter Manhole (16'-18')	1	EA	\$6,000	\$6,000
20	4'0" Diameter Manhole (18'-20')	1	EA	\$6,500	\$6,500
21	Epoxy Coating for Manholes (MH #25 and one existing)	140	VF	\$275	\$38,500
22	Pump Station, Electrical, Site Work, Access Road w/RCP's and all Associated Appurtenances	1	LS	\$350,000	\$350,000
23	Emergency Generator, ATS, & all associated appurtenances	1	LS	\$45,000	\$45,000
24	6" PVC Force Main	750	LF	\$30	\$22,500
25	6" DIP (Class 50) Force Main (Line FM-1)	100	LF	\$45	\$4,500
26	6" 90 Degree Bend	4	EA	\$450	\$1,800
27	6" 45 Degree Bend	1	EA	\$450	\$450
28	6" Plug Valve and Box	2	EA	\$1,000	\$2,000
29	16" Steel Casing (Bored & Jacked) (Guaranteed)	65	LF	\$325	\$21,125
<b>Sub-Total Construction Sanitary Sewer</b>				<b>\$863,325</b>	

<b>Total of Construction Costs</b>			<b>\$1,928,323</b>
<b>Construction Contingencies</b>			<b>\$192,832</b>
<b>Preliminary Costs (Paid by County)</b>			<b>\$16,850</b>
	Appraisal	\$1,800	
	Survey (Boundary)	\$6,500	
	Phase 1	\$2,300	
	Geotechnical	\$6,250	
<b>Legal and Land/Easements</b>			<b>\$10,000</b>
<b>Engineering</b>			<b>\$308,500</b>
	Preliminary Layout and Entitlements	\$7,500	
	Design Survey	\$15,000	
	Geotechnical Borings (pump station and off-sites)	\$6,000	
	Engineering Design and Permitting	\$145,000	
	Bidding and Award	\$15,000	
	Construction Administration	\$30,000	
	Construction Inspection	\$80,000	
	Certifications, Record Drawings and Platting	\$10,000	
<b>TOTAL ESTIMATED COSTS</b>			<b>\$2,456,505</b>

# Breathe ...

# Don't Burn!

*Smoke from Outdoor Fires is Unhealthy to Breathe and Pollutes the Air*



There are a lot of misunderstandings about outdoor or open burning in North Carolina. Some people think it's OK to burn trash in barrels because they've always done it that way. It's not. Others think it's always OK to burn leaves and branches in the fall. But that's not so in cities and counties that pick up yard waste.

The N.C. Division of Air Quality enforces the state open burning rules and many local governments have additional restrictions on outdoor fires. Violating these rules can be expensive -- with fines as high as \$25,000 or more for serious cases or repeat violations.



## If It Doesn't Grow, Don't Burn It

The basic message of the state open burning rule is simple: Only leaves, branches and other plant growth can be burned – nothing else. That means no trash, lumber, tires or old newspapers. If local pickup is available, you can't burn even leaves and branches. Do not burn:

- Garbage, paper and cardboard
- Tires and other rubber products
- Building materials, including lumber and wood scraps
- Wire, plastics and synthetic materials
- Asphalt shingles and heavy oils
- Paints, household and agricultural chemicals
- Buildings, mobile homes and other structures
- Anything when the air quality forecast is Code Orange, Red or Purple

What is allowed under the law? Homeowners can burn leaves, branches and other vegetative waste if allowed under local ordinances and no public pickup is available. Other allowable burning includes campfires, outdoor barbecues and bonfires for festive occasions. Landowners or contractors also can burn vegetation to clear land or rights-of-way, provided that:

- Prevailing winds are away from built-up areas and roads. If winds are blowing towards public roads, fires must be at least 250 feet away.
- Fires are at least 500 feet away from occupied buildings.
- Burning is done between 8 a.m. and 6 p.m., and nothing is added outside of these hours.

Other occasions where open burning is allowed – with DAQ approval – include fires for: training fire-fighting personnel; managing forest lands or wildlife habitats; controlling agricultural diseases and pests; and disposing of materials generated by hurricanes, tornadoes and other natural disasters. You may need a permit from the N.C. Forest Service or local governments before you burn, even for allowable purposes. However, such permits do not excuse a person from following the DAQ's open-burning rules.



## Smoke Can Hurt You and Others

Why does the state have such strict rules about open burning? Because smoke and soot from outdoor fires can cause serious health problems and pollute the air. Fires also can burn out of control, destroying forests and burning down homes. Smoke from a burning trash pile contains many pollutants that can cause serious health problems and damage the environment.

Although smoke from a fire may not bother you, it could be a nuisance and serious health threat for your neighbors, particularly if they have respiratory conditions such as asthma or emphysema. Potential health effects include: lung and eye irritation, headaches, dizziness, asthma attacks, coughing and even death. For more information on the health effects of pollution from open burning, see the U.S. Environmental Protection Agency's Web site, [www.epa.gov/](http://www.epa.gov/), and do a word search for "open burning."

Do not burn on "Air Quality Action Days," when forecasts are Code Orange, Red or Purple. For air quality forecasts, go to [www.ncair.org](http://www.ncair.org) or call 1(888)784-6224.

## Reduce, Reuse, Recycle

A lot of open burning isn't necessary. Brush can be composted, ground up for mulch, piled up for wildlife, or just left to rot. Newspapers can be recycled. Old attic junk can be given away for someone else to reuse. By making a few sensible choices, you can reduce the amount of throw-away material you create in the first place. The possibilities are endless.

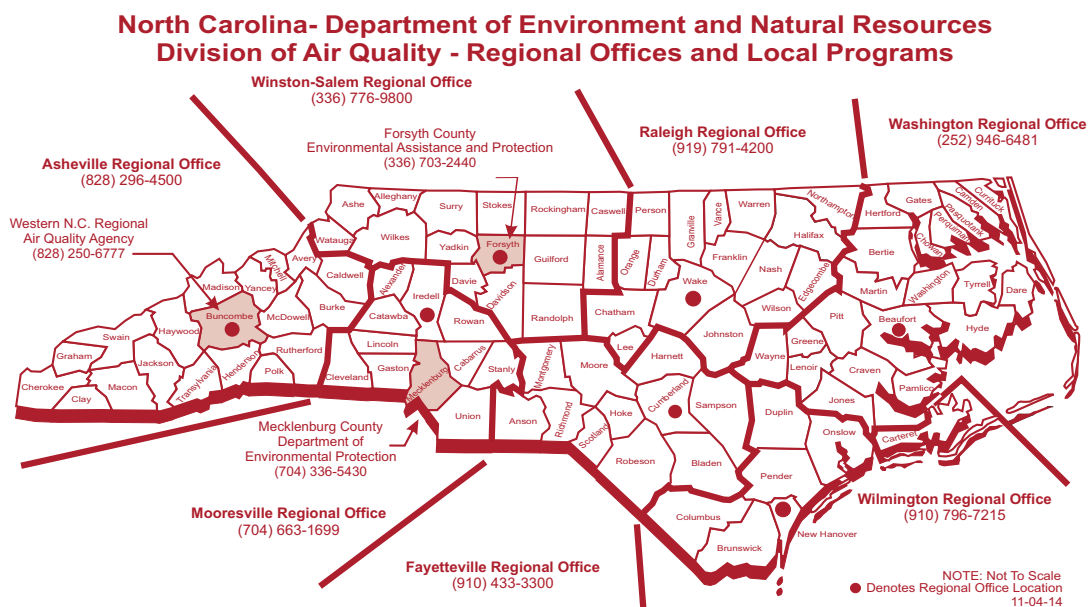
Take a look at what you've decided to burn. Isn't there something else you can do with it? For more information about reducing, reusing or recycling waste, contact the Division of Environmental Assistance and Outreach at 1(877)623-6748 or [www.ncenvironmentalassistance.org](http://www.ncenvironmentalassistance.org)

## Plan Ahead

You don't need a special permit from the Division of Air Quality for allowable fires. However, you may need a permit from your town or local forest ranger. Open burning can be a nuisance, and local officials may establish rules to reduce that nuisance. Check with local officials before you burn.

Open burning more than 100 feet from your home and within 500 feet of a woodland normally requires a permit from the N.C. Forest Service. The service does not charge for permits. If you want to start an outdoor fire, contact a local forest ranger to find out if and how you can get a permit. You also may contact the Forest Service headquarters at (919) 857-4801 or visit its website, [www.ncforestservice.gov/](http://www.ncforestservice.gov/) The service is primarily concerned with fire danger, while the DAQ deals with air pollution. Following one agency's regulations does not guarantee compliance with other agencies.

The N.C. Division of Air Quality is part of the N.C. Department of Environment and Natural Resources. The DAQ is responsible for maintaining and improving the quality of North Carolina's air. For more information about the division and laws for protecting air quality, visit the DAQ's website [www.ncair.org](http://www.ncair.org) or call one of our regional offices shown below.





# Vance County Fire Commission

## Proposal for Fire/Rescue Service Restructure

### Overview

The sole purpose of this proposal is to offer a solution to better serve the citizens and visitors of Vance County. Some of our goals are listed below and we seek your guidance in our ultimate mission to better serve and protect our citizens and communities.

1. Insure that the citizens of Vance County are receiving the best emergency response that we can provide.
2. To decrease the property and life loss in every community throughout Vance County.
3. To provide an adequate level of service to each citizen in Vance County.
4. To lower each citizens fire insurance rating.
5. To improve community relations through community outreach and risk reduction activities in each fire district.

### The Objective

- Need # 1: Improve emergency response times to every citizen.
- Need # 2: Improve cost effectiveness of current emergency services provided.
- Need # 3: Establish emergency services that are adequate, flexible, expandable, and provide every citizen the same level of service.
- Need # 4: Accountability to every citizen in Vance County.

### The Opportunity

- Integrate current full-time paid staff for deployment in volunteer departments.
- Fill all stations with a minimum of day time personnel.
- Evaluate department response to ensure adequate personnel are on scene.
- Create county wide guidelines with input from every department so we can have accountability.

## The Solution

- Recommendation #1: Convert Vance County Fire Department into a volunteer department.
- Recommendation #2: Reposition paid personnel into volunteer departments.
- Recommendation # 3: Convert savings from the operational expense of Vance County Fire Department to furnish day time personnel to every department.
- Recommendation # 4: Create a Vance County Fire Services Division under the Fire Marshal's office for oversight of paid personnel.

## Our Proposal

One example to achieve our common goals would be to eliminate the Vance County Fire Department as a wholly paid fire service and establish their district as volunteer. This would put every department on the same playing field. The newly established volunteer district would receive the same funding as every other district. **All current paid staff from the Vance County Fire Department will remain at their present salary and benefits and may only be repositioned throughout the volunteer departments.** This will create equality among all departments. The cost savings in operational expenses would go towards the hiring of part time personnel to fill the rest of the volunteer stations during at least the day time hours **(Without Any Fire Tax Increase).**

The most cost-effective way to accomplish this goal would be to allow Vance County Rescue Squad to absorb the current Vance County Fire Department and Golden Belt District. Incorporating the Fire Department under the Rescue Squad would allow equipment to be centrally repositioned where it would benefit every department. The same goes for Rescue equipment. It also would be repositioned to better serve the citizens more effectively. This will dramatically decrease the current response times to every citizen regardless of what community they live in. This alone will give every citizen more adequate service.

Change the current structure related response from 3-alarm to 4-alarm. This change will increase the total number of personnel on an emergency call during day time hours. A 4-alarm dispatch to a structure related call would place 10 personnel and 5 apparatus on scene in a timely manner not including the responding volunteers.

Another example to achieve our common goals is cost effectiveness to the citizens of our county. Currently in the Vance County Capital Improvement Plan for the Vance County Fire Department is over **4 Million** county tax dollars to be spent on capital improvements. Effectively saving the tax paying citizens **4 Million** dollars over the next several years.

## Our Proposal Continued

Volunteer Departments do their own capital improvements within the current budget they have. These departments are more flexible and use outside resources to maximize their revenue (such as, grant opportunities, fundraising, and donations). Volunteer Departments are more suitable at expanding their services because of community support, less bureaucracy, and the ability to fund new programs. They also maintain the highest level of professional service on their own.

Creating a fire services division under the County Fire Marshal's Office gives oversight for the paid personnel throughout the county. This insures accountability, program coordination, and unity of departments. The Fire Services Division would also assist the volunteer departments with their insurance rating.

Under this restructure there would be minimum requirements for every volunteer department. We as a county can not expect the citizens to pay fire tax and not give them something in return. Lowering your current insurance rating is achievable with the help of part-time personnel, departmental oversight, and stated minimum requirements.

## Rational

There has been tremendous research performed on this topic. The proposal that we have submitted is designed to meet the current needs of our county. Our proposal aligns with our common goal to improve the level of service that we are currently providing to our citizens county wide. **If implemented, we will to continue to monitor and survey the effectiveness that this strategy has on our entire county and report them back to the full Board of Commissioners for evaluation and continued guidance.**

## Conclusion

We look forward to working with The Board of Commissioners and supporting your efforts in meeting the necessities of emergency services. We are confident that "Working Together Works" and can meet your expectations to supply professional and cost effective emergency service to our citizens.

Respectfully submitted by: Vance County Fire Commission

Carolyn Faines, Chairperson

Daren Small, Commissioner

Doyle Carpunky, Commissioner

Keith Duncan, Secretary/Ex-Officio Member

## Notes



Vance County Rescue Squad  
1735 Maynard St.  
PO Box 402  
Henderson, North Carolina 27536

Vance County Manager  
Jerry Ayscue,  
122 Young St.  
Henderson N.C. 27536

The Vance County Lifesaving and Rescue Inc.  
Malcolm J. Bobbitt Jr. Chief  
1735 Maynard St  
Henderson N.C. 27536

RE: Vance County Fire Dept.

Mr. Jerry Ayscue,  
I bring to you a proposal that will help all the people of Vance County and especially the Golden Belt Fire district with fire protection. This proposal will also help the county commissioners with the county budget. My proposal is to merge the Vance County Fire Dept personnel and equipment with the Vance County Rescue Squad and turn it into a **Paid/Volunteer** department. (Vance County Fire and Rescue) The County would continue to fund the departments as it is doing now. Less the administrative cost. This would be a saving of about One Hundred Ten Thousand Dollars (\$110000.00) Per Year to the county budget. The Rescue Squad would over see the operations, training and business of the department. We already have Thirty (30) personnel trained in rescue and a lot of them crossed trained as Firefighters/First Responders. I would immediately implement a first responder program to be run in the Golden Belt District. I would like to cross train with all the Fire departments in the county and work on lowering the ISO ratings.

If you add to a paid professional department the enthusiasm, willingness and pride of the volunteer you end up with a better department. The possibilities are endless. More personnel responding to fire calls, more personnel to respond to first responder calls. Lower ISO rating equals lower fire insurance premiums for everybody in the district. This can work and will be a win- win for the entire county.

I look forward to working with you toward this goal of a better Fire Department for the citizens of Vance County.

Sincerely I Remain.

Malcolm J. Bobbitt Jr.  
Chief Vance County Rescue Squad

cc: Dan Brummitt  
Chairman Vance County Board of Commissioners

**Attached you will find supporting documentation**

**According to County Documents**

**Total Fire Tax Revenue = \$ 1,146,894.00**

**Total General Fund Allocated for Paid Fire and Volunteer Rescue Services Total  
\$1,223,302.00**

**TOTAL = \$ 2,370,196.00**

**Actual Cost for The 13 Full Time Employees of The Vance County Fire Department**

**TOTAL = \$ 793,846.66**

**Total Operating Fund = \$ 2,370,196.00 – Personnel Cost = \$ 793,846.66**

**Difference \$ 1,576,349.34**

**By Funding All Departments, The Same as The Current Volunteer Departments**

**Cost = \$ 1,000,000.00**

**Difference Left = \$ 576,349.34**

**According to County Documents**

The Volunteer Services Allocated for the current part-time personnel totals

**\$ 174,651.00 Annually**

Currently we employ 4 personnel a day at 2 Volunteer Departments 12 hours.

So that equals **\$ 43,662.75 Per Employee**

**Below is the last 4 years of Funding for the part time personnel.**

**Fiscal Year 2014-2015 = \$139,049.35 - \$ 174,651.00 = \$ 35,601.65**

**Fiscal Year 2015-2016 = \$ 141,166.00 - \$ 174,651.00 = \$ 33,485.00**

**Fiscal Year 2016-2017 = \$ 105,695.00 - \$ 174,651.00 = \$ 68,956.00**

**Fiscal Year 2017-2018 = \$ 99,590.29 - \$ 174,651.00 = \$75,060.71**

**Total Allocated for Part-Time for 4 years = 698,604.00**

**Total Spent = \$ 485,500.64**

**Total Amount of Fire Tax NOT Spent For Employees = \$ 213,103.36**

**Current Operating Cost**

Vance County Fire Department Budget = **\$ 1,257,202.00**

Vance County Fire Department Personnel Cost = **\$ 793,846.66**

Difference = **\$ 463,355.35 to operate**

Volunteer Fire and Rescue Departments Funding = **\$ 100,000.00**

Paid Fire Department Receives **\$ 363,355.35** more funding for operating cost.

Vance County has 9 Volunteer Fire and Rescue Departments

**9 Departments x 363,355.35 = \$ 3,270,198.15 Savings Annually**

**Currently 9 Volunteer Departments total cost = \$ 878,900.00 Annually**

If the 9 Volunteer Departments were funded the same as the Paid County Fire Department at \$ 1,257,202.00 Annually that would cost our County

**\$ 11,314,818.00**

**Volunteers Save Vance County \$ 10,435,918.00 Annually for their services**

### Financial Savings

**Currently In The Capital Improvement Plan There are Several Big Items For The County Fire Department In The Near Future.**

**The First Item In The Capital Improvement Plan Is The New Fire Truck That Has Already Been Ordered For Budget Year 2017 – 2018**

**Cost To Vance County = \$ 450,000.00**

**The Second Item In The Capital Improvement Plan Is For a 14,195 Square Foot Fire Station For Planning Budget Year 2018 – 2019**

**Cost To Vance County = \$ 3,000,000.00**

**The Third Item In The Capital Improvement Plan Is Another New Fire Truck For Planning Year 2020 – 2021**

**Cost To Vance County = \$ 450,000.00**

**The Fourth Item In The Capital Improvement Plan Is 16 New Self-Contained Breathing Apparatus For Planning Year 2020 – 2021**

**Cost To Vance County = \$ 120,000.00**

**The Four-Year Total Cost To Vance County = 4,020,000.00**

**The Volunteer Fire And Rescue Departments Have To Do The Things Listed Above Out Of Their \$ 100,000.00 and Grants**



**Fire**

## Fire Engine Replacement

Department: Fire

Project Number & Priority: 1 - 1

**Project Description:**

- approximately a 12 month building process for a new fire truck (fire truck will include: 1500gpm pumps; hold a 1000 gallons of water; equipped with rescue equipment, an aerial ladder (1500gpm pump & hold 300-500 gallons of water), and platform used for rescue operations; provide adequate compartment space for fire, rescue, and medical equipment)
- replace Engine 1 - 1994 Conventional Cab Reserve Engine with over 50,000 miles
- current engines do not provide adequate compartment space; do not meet certain safety requirements (NFPA 1901 & 1911); recommended to remove fire trucks within 15-20 years of service; pump sizes do not meet ISO recommendations; engines have high mileage; continuous mechanical and maintenance issues

	Budget Year 2017 - 18	Planning Year 2018 - 19	Planning Year 2019 - 20	Planning Year 2020 - 21	Planning Year 2021 - 22	TOTAL
--	-----------------------------	-------------------------------	-------------------------------	-------------------------------	-------------------------------	-------

**FUNDING SOURCES:**

General Fund - PAY GO	\$ 450,000.00					\$ 450,000.00
<b>TOTAL</b>	\$ 450,000.00	\$ -	\$ -	\$ -	\$ -	\$ 450,000.00

**EXPENDITURES:**

Planning/Design						\$ -
Land/R.O.W.						\$ -
Construction/Building Improvements						\$ -
Special Projects						\$ -
Equipment/Furnishings	\$ 450,000.00					\$ 450,000.00
Contingency						\$ -
<b>TOTAL</b>	\$ 450,000.00	\$ -	\$ -	\$ -	\$ -	\$ 450,000.00

**OPERATING COST:**

Personnel						\$ -
Operating						\$ -
Capital Outlay						\$ -
Revenues						\$ -
<b>NET OPERATING EFFECT</b>	\$ -	\$ -	\$ -	\$ -	\$ -	\$ -

## New Fire Station

Department: Fire

Project Number & Priority: 2 - 2

***Project Description:***

- construction of a new fire station - approximately \$2,950,000
- land acquisition - approximately \$50,000
- building would be approximately 14,195 square feet (\$165 per square foot)
- currently exceeding capacity - in need of space to house equipment, fire trucks, physical training exercises, and personnel

	Budget Year 2017 - 18	Planning Year 2018 - 19	Planning Year 2019 - 20	Planning Year 2020 - 21	Planning Year 2021 - 22	TOTAL
--	-----------------------------	-------------------------------	-------------------------------	-------------------------------	-------------------------------	-------

**FUNDING SOURCES:**

General Fund - DEBT		\$ 3,000,000.00				\$ 3,000,000.00
<b>TOTAL</b>	\$ -	\$ 3,000,000.00	\$ -	\$ -	\$ -	\$ 3,000,000.00

**EXPENDITURES:**

Planning/Design						\$ -
Land/R.O.W.						\$ -
Construction/Building Improvements		\$ 3,000,000.00				\$ 3,000,000.00
Special Projects						\$ -
Equipment/Furnishings						\$ -
Contingency						\$ -
<b>TOTAL</b>	\$ -	\$ 3,000,000.00	\$ -	\$ -	\$ -	\$ 3,000,000.00

**OPERATING COST:**

Personnel						\$ -
Operating						\$ -
Capital Outlay						\$ -
Revenues						\$ -
<b>NET OPERATING EFFECT</b>	\$ -	\$ -	\$ -	\$ -	\$ -	\$ -

## Fire Engine Replacement

Department: Fire

Project Number & Priority: 3 - 3

***Project Description:***

- approximately a 12 month building process for a new fire truck (fire truck will include: 1500gpm pumps; hold a 1000 gallons of water; equipped with rescue equipment, an aerial ladder (1500gpm pump & hold 300-500 gallons of water), and platform used for rescue operations; provide adequate compartment space for fire, rescue, and medical equipment)
- current engines do not provide adequate compartment space; do not meet certain safety requirements (NFPA 1901 & 1911); recommended to remove fire trucks within 15-20 years of service; pump sizes do not meet ISO recommendations; engines have high mileage; continuous mechanical and maintenance issues

	Budget Year 2017 - 18	Planning Year 2018 - 19	Planning Year 2019 - 20	Planning Year 2020 - 21	Planning Year 2021 - 22	TOTAL
--	-----------------------------	-------------------------------	-------------------------------	-------------------------------	-------------------------------	-------

**FUNDING SOURCES:**

General Fund - DEBT				\$ 450,000.00		\$ 450,000.00
<b>TOTAL</b>	\$ -	\$ -	\$ -	\$ 450,000.00	\$ -	\$ 450,000.00

**EXPENDITURES:**

Planning/Design						\$ -
Land/R.O.W.						\$ -
Construction/Building Improvements						\$ -
Special Projects						\$ -
Equipment/Furnishings				\$ 450,000.00		\$ 450,000.00
Contingency						\$ -
<b>TOTAL</b>	\$ -	\$ -	\$ -	\$ 450,000.00	\$ -	\$ 450,000.00

**OPERATING COST:**

Personnel						\$ -
Operating						\$ -
Capital Outlay						\$ -
Revenues						\$ -
<b>NET OPERATING EFFECT</b>	\$ -	\$ -	\$ -	\$ -	\$ -	\$ -

## 16 New Self-Contained Breathing Apparatus

Department: Fire

Project Number & Priority: 4 - 3

***Project Description:***

- purchase and replace 16 SCBA's in order to meet safety requirements (NFPA 1981 and 1982 2013 Edition)
- provide safer warning regulations by alerting firefighters when low air is present visually and audibly
- current SCBAs are over 15 years old

	Budget Year 2017 - 18	Planning Year 2018 - 19	Planning Year 2019 - 20	Planning Year 2020 - 21	Planning Year 2021 - 22	TOTAL
<b><u>FUNDING SOURCES:</u></b>						
General Fund - DEBT				\$ 120,000.00		\$ 120,000.00
<b>TOTAL</b>	\$ -	\$ -	\$ -	\$ 120,000.00	\$ -	\$ 120,000.00

**EXPENDITURES:**

Planning/Design						\$ -
Land/R.O.W.						\$ -
Construction/Building Improvements						\$ -
Special Projects						\$ -
Equipment/Furnishings				\$ 120,000.00		\$ 120,000.00
Contingency						\$ -
<b>TOTAL</b>	\$ -	\$ -	\$ -	\$ 120,000.00	\$ -	\$ 120,000.00

**OPERATING COST:**

Personnel						\$ -
Operating						\$ -
Capital Outlay						\$ -
Revenues						\$ -
<b>NET OPERATING EFFECT</b>	\$ -	\$ -	\$ -	\$ -	\$ -	\$ -

**Current Vance County Fire Department Debit Services**

**Kerr Lake Station Approximately = \$ 140,000.00**

**Vance County Tanker 5 Approximately = \$ 81,000.00**



It is estimated that the following revenues will be available in the Reappraisal Reserve Fund for the fiscal year beginning July 1, 2018 and ending June 30, 2019:

**B. Revenues Anticipated:**

Account	Amount
Investment Earnings	1,500
Contributions from General Fund	40,600
Fund Balance Appropriated	280,188
<b>Total Revenues - Reappraisal Reserve</b>	<b>\$ 322,288</b>

**SECTION 7. RETIREMENT/PENSION RESERVE (41)**

The following is hereby appropriated in the Retirement/Pension Reserve Fund for the fiscal year beginning July 1, 2018 and ending June 30, 2019:

**A. Expenditures Authorized:**

Account	Amount
Separation Allowance - Certified Law Enforcement Officer	299,350
Fringe Benefits - Retiree Insurance	0
<b>Total Expenditures - Retirement/Pension Reserve</b>	<b>\$ 299,350</b>

It is estimated that the following revenues will be available in the Retirement/Pension Reserve Fund for the fiscal year beginning July 1, 2018 and ending June 30, 2019:

**B. Revenues Anticipated:**

Account	Amount
Investment Earnings	2,500
Fund Balance Appropriated	296,850
<b>Total Revenues - Retirement/Pension Reserve</b>	<b>\$ 299,350</b>

**SECTION 8. SPECIAL FIRE TAX FUND (43)**

The following is hereby appropriated in the Special Fire Tax Fund for the fiscal year beginning July 1, 2018 and ending June 30, 2019:

**A. Expenditures Authorized:**

Account	Amount
Contracted Services - Financial Reviews/Audits	11,000
Tax Refunds	500
Capital Outlay	105,000

Administrative Fees	2,000
Kerr Lake/Golden Belt Merger - Substation Debt	33,900
Volunteer Assistance	174,651
Contributions to Fire Departments (\$100,000/\$67,500/\$10,000)	845,000
Rotating Capital Proceeds (Cokesbury)	30,000
<b>Total Expenditures - Special Fire Tax</b>	<b>\$ 1,202,051</b>

It is estimated that the following revenues will be available in the Special Fire Tax Fund for the fiscal year beginning July 1, 2018 and ending June 30, 2019:

**B. Revenues Anticipated:**

Account	Amount
Fire Tax	1,146,894
Fund Balance Appropriated	55,157
<b>Total Revenues - Special Fire Tax</b>	<b>\$ 1,202,051</b>

**SECTION 9. ROOM OCCUPANCY TAX (45)**

The following is hereby appropriated in the Room Occupancy Tax Fund for the fiscal year beginning July 1, 2018 and ending June 30, 2019:

**A. Expenditures Authorized:**

Account	Amount
Operating Expenses - Tourism Development	381,436
<b>Total Expenditures - Room Occupancy Tax</b>	<b>\$ 381,436</b>

It is estimated that the following revenues will be available in the Room Occupancy Tax Fund for the fiscal year beginning July 1, 2018 and ending June 30, 2019:

**B. Revenues Anticipated:**

Account	Amount
Room Occupancy Tax Proceeds	365,161
Investment Earnings	775
Miscellaneous Revenues	15,500
<b>Total Revenues - Room Occupancy Tax</b>	<b>\$ 381,436</b>

**SECTION 10. ECONOMIC DEVELOPMENT PROJECT FUND (47)**

The following is hereby appropriated in the Economic Development Project Fund for the fiscal year beginning July 1, 2018 and ending June 30, 2019:

## 2018-2019 BUDGET PROFILE

### FIRE - 531

The Vance County Fire Department exist to protect and preserve the lives and property of residents and visitors of Vance County from damage or loss due to fire, medical emergencies, environmental hazards and traumatic accidents and to provide incident stabilization. As members of the Vance County Fire Department, we share vision of providing well trained, well equipped and dedicated professionals, to Vance County, residents and visitors while providing the best customer service and satisfaction to the taxpayers.

#### FY2017-2018 ACCOMPLISHMENTS

- Maintain 0% Fire Casualty Rate
- Secured the purchase of new Fire Engine to replace 1994 KME
- Providing mentoring to Dabney, Aycock and Carver Elementary Schools on a weekly basis
- Increased part-time roster size from 25 to 30
- Providing specialized training to officers and firefighters (Technical Rescuer, Water Rescuer, Agricultural and Machinery Rescuer, ICS 300 and 400, Confined Space Rescuer, Fire and Life Safety Educator I, II, III)
- Medal of Valor Award given
- Maintaining requirements for our ISO Class 6 rating
- Providing no cost services for smoke alarm and carbon monoxide alarm installations and home fire safety inspections

#### FY18-19 BUDGET OBJECTIVES/GOALS

- SEE NEXT PAGE

#### STAFFING LEVELS

Position	FY13-14	FY14-15	FY15-16	FY16-17	FY17-18	REQUEST FY18-19
Full-Time	13.00	13.00	13.00	13.00	13.00	16.00
Part-Time	25.00	25.00	25.00	25.00	30.00	30.00
Seas/Temp	0.00	0.00	0.00	0.00	0.00	0.00
Total	38.00	38.00	38.00	38.00	43.00	46.00

#### FY2018-2019 DEPARTMENT'S BUDGET SUMMARY

Expenditure (Summary)	FY17 Actual	FY18 Actual 12/31/17	FY18 Budget	FY19 Requested	Inc./Dec. from FY18 Budget	Percent Change
Personnel	971,250	512,797	1,032,603	1,190,768	158,165	15.32%
Operating	305,249	152,552	269,173	285,308	16,135	5.99%
Capital	83,054	496,105	22,500	57,500	35,000	155.56%
<b>TOTAL</b>	<b>1,359,553</b>	<b>1,161,454</b>	<b>1,324,276</b>	<b>1,533,576</b>	<b>209,300</b>	<b>15.80%</b>

#### FY2018-2019 MANAGER'S BUDGET SUMMARY

Expenditure (Summary)	FY17 Actual	FY18 Actual 3/31/18	FY18 Budget	FY19 Recommended	Inc./Dec. from FY18 Budget	Percent Change
Personnel	971,250	772,289	1,032,603	956,681	(75,922)	-7.35%
Operating	305,249	199,825	269,173	270,521	1,348	0.50%
Capital	83,054	496,105	22,500	30,000	7,500	33.33%
<b>TOTAL</b>	<b>1,359,553</b>	<b>1,468,219</b>	<b>1,324,276</b>	<b>1,257,202</b>	<b>(67,074)</b>	<b>-5.06%</b>

## YEARLY BUDGET COMPARISONS FIRE



■ ACTUAL FY16-17	\$1,359,553
■ BUDGET FY17-18	\$1,324,276
■ RECOMMENDED FY18-19	\$1,257,202

■ ACTUAL FY16-17	■ BUDGET FY17-18	■ RECOMMENDED FY18-19
------------------	------------------	-----------------------

ANNUAL BUDGET ESTIMATE - EXPENDITURE  
Original - 2018-2019

VANCE COUNTY  
FY 2017-2018

Account	2016 - 2017	2017 - 2018	3/31/2018	2017 - 2018		2018 - 2019		Approved
	Actual \$	Budget \$	Actual \$	Estimate	%Remaining	Requested	Recommended	
10-531-500054	24,363.00	26,800.00	21,631.00		19	28,000.00	22,713.00	
10-531-500057	180.00	1,000.00	125.00		88	750.00	750.00	
10-531-500074	55,534.00		475,000.00			33,500.00		
10-531-500085	27,520.00	22,500.00	21,105.00		9	24,000.00	30,000.00	
10-531-500153	38,364.00	39,629.00	35,812.00		10	81,896.00	81,896.00	
10-531-500154	9,946.00	8,582.00	7,279.00		15	22,812.00	22,812.00	
10-531-500186	14,575.00	14,500.00	11,499.00		21	17,000.00	17,000.00	
10-531-500187	-412.00	1,000.00			100	4,000.00	2,000.00	
10-531-500188	6,244.00	8,500.00	4,902.00		42	15,000.00	8,500.00	
10-531-500291	62,313.00	60,712.00	32,807.00		45			
10-531-500715	2,816.00	3,500.00	1,130.00		68	3,500.00	3,000.00	
<b>Total</b>	<b>\$1,359,553.00</b>	<b>\$1,324,276.00</b>	<b>\$1,468,219.00</b>			<b>\$1,533,576.00</b>	<b>\$1,257,202.00</b>	

**How improving your insurance rating will affect your  
citizens**

**See next page**



## How does improving your grade affect your citizens?

This chart compares annual insurance premiums for a new wood frame home valued at \$100,000.00 with smoke detectors. This report was provided by an actual agent in Wake County.

<b>ISO CLASS</b>	<b>AGENT 1</b>	<b>AGENT 2</b>	<b>AGENT 3</b>
10	\$470.00	\$514.00	\$585.00
9S	\$376.00	\$411.00	\$469.00
8	\$353.00	\$384.00	\$438.00
7	\$318.00	\$347.00	\$394.00
6	\$259.00	\$283.00	\$320.00
5	\$259.00	\$283.00	\$320.00
4	\$259.00	\$283.00	\$320.00
3	\$259.00	\$283.00	\$320.00
2	\$259.00	\$283.00	\$320.00
1	\$259.00	\$283.00	\$320.00

## **Example of Equal Funding**


**See Next Page**

**Funding for Volunteer Departments.** During the current budget year, \$10,000 was added to departments that have a substation in the county. The greatest needs for the departments appear to be (1) increased funding (recurring and capital) and (2) paid part-time assistance to help with response. The fire fund currently pays for two part time positions in the North (Townsville or Hicksboro) and two positions in the south (Bearpond) during the daytime hours.

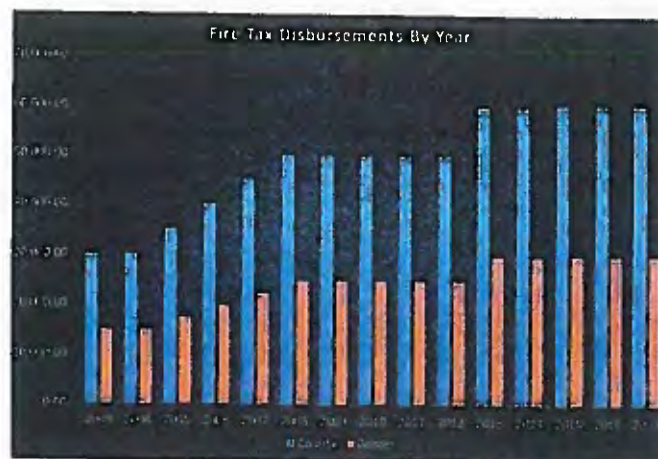


Overall recurring funding to the nine departments has remained level for the past five years while the fire tax rate has remained level as well (4.4 cents in FY2017 is revenue neutral rate). Departments receive \$60,600 while border departments receive \$30,300 and \$30,000 is rotated on an annual basis for capital items. Other proceeds from the tax are used to reimburse volunteer departments for financial reviews completed each year and pay for part-time positions.

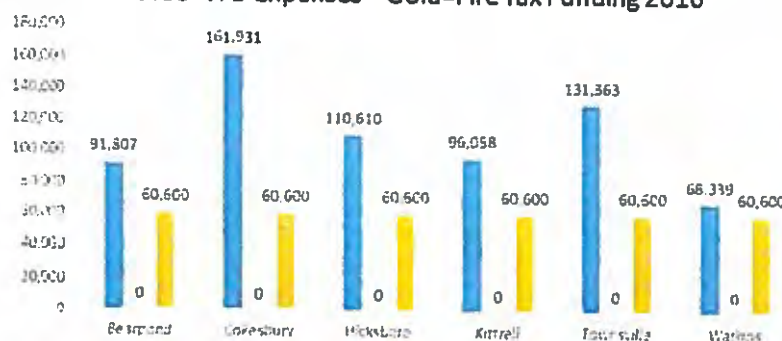
**Fire Tax Rate(cents / 100)**



Looking forward to the FY18-19 budget, it is anticipated that \$60,000 could be used from the fire fund balance to provide Mobile CAD Interface Hardware to the eight volunteer fire departments. Any increases in recurring funding would require an increase in the fire tax rate. A one penny increase on the fire tax rate generates \$166,336.



**Blue=VFD Expenses Gold=Fire Tax Funding 2016**



## Rescue Squad Funding 2001 - 2018

Year	Amount
2001	17,500
2002	17,500
2003	book missing
2004	20,500
2005	23,500
2006	26,000
2007	28,500
2008	29,500
2009	30,500
2010	30,500
2011	45,000
2012	43,000
2013	60,000
2014	60,000
2015	61,375
2016	61,375
2017	61,375
2018	61,975

**Minimum Equipment Requirement For 9s Qualifications**

**No Difference in Paid or Volunteer Department**

**Total Cost = \$ 45,324.98**

**See Next Page**





2520 N. Wesleyan Blvd.  
Rocky Mount, NC 27804

## Quotation

Date	Quote #
10/26/2017	17-3043

Vance County Rescue Squad  
PO Box 402  
Henderson, NC 27536

Phone #	252-972-3473
Fax #	252-972-6846

IS THIS A GRANT?	P.O. No.	Project	Rep	SO #
			JRM	
Qty	Item	Description	Cost	Total
1	EVC-1/2"HTPKERMANTLE-100	1/2" X 100' ROPE, 9000 LB. TENSILE STRENGTH, LOW STRETCH (STATIC KERMANTLE) - AVAILABLE IN BLACK, BLUE, RED, YELLOW, OLIVE, NEON GREEN & ORANGE	166.00	166.00
1	FLA-RPS27D	SHOVEL ROUND POINT 27" FIBERGLASS HANDLE W D HANDLE	52.00	52.00
1	FLA-SQP27D	SHOVEL SQUARE POINT 27" HANDLE W/D HANDLE	52.00	52.00
2	AFP-A411	AMEREX 20# ABC EXTINGUISHER	200.00	400.00
1	FAS-1014479	FIRST AID KIT - INCLUDES ANTISEPTIC TOWELETES, TRIPLE ANTI OINTMENT, AMMONIA INHALANT, INSECT STING RELIEF WIPES, BURN CREAM, EYE WASH, ADHESIVE BANDAGES, ADHESIVE TAPE, GAUZE, EYE PADS, STERILE GAUZE PAD, FINGER TIP (REGULAR), FLEXIBLE KNUCKLES, LATEX GLOVES, FIRST AID HANDBOOK	46.00	46.00
1	HOL-BC-24	24" BOLT CUTTER	110.00	110.00

Shipping not included unless stated. Prices are subject to change due to manufacturer's increase. A 2% charge will be assessed for all credit card charges. Quote is good for 30 Days unless stated otherwise.

Subtotal	\$42,459.00
Sales Tax (6.75%)	\$2,865.98
<b>Total</b>	<b>\$45,324.98</b>



2520 N. Wesleyan Blvd.  
Rocky Mount, NC 27804

# Quotation

Date	Quote #
10/26/2017	17-3043

Vance County Rescue Squad  
PO Box 402  
Henderson, NC 27536

Phone #	252-972-3473
Fax #	252-972-6846

IS THIS A GRANT?	P.O. No.	Project	Rep	SO #
			JRM	

Qty	Item	Description	Cost	Total
6	KHC-DP15-800-ECO-C	ECO-10- 1.5" X 50' COLOR- LIGHTWEIGHT DOUBLE JACKET RUBBER LINED ATTACK HOSE WITH ALUMINUM COUPLINGS ( MUST SPECIFY COLOR)- 10 YEAR WARRANTY	158.00	948.00
2	AKR-1723	1.5" MID-RANGE TURBOJET NOZZLE W/ PISTOL GRIP, 95-125-150-200 GPM @ 100 PSI SELECTABLE	1,293.00	2,586.00
2	FQP-BH10RD	1" X 100' BOOSTER HOSE- RED	877.00	1,754.00
2	TFT-DS1040	TWISTER NOZZLE - DUAL GALLONAGE W/ FLOW SETTINGS OF 10 AND 40 GPM @ 100 PSI W/ SHUTOFF HANDLE	330.00	660.00
2	KOC-2P601	6" X 10' PVC SUCTION HOSE	572.00	1,144.00
4	MISC - EQUIPMENT	SCOTT AIRPACK W/ SPARE BOTTLE & FACEPIECE	8,000.00	32,000.00
1	ALC-PRL-14	14' ROOF LADDER	415.00	415.00
1	ALC-PEL-24	ALCO-LITE 24' 2-SECTION LADDER	880.00	880.00
1	LHT-FAY-6	FLAT HEAD AXE, 6# W/ YELLOW CONTOURED HANDLE	60.00	60.00
2	LHT-LB-30	30" HALIGAN BAR, LEATHERHEAD	304.00	608.00
1	LHT-PLY-8AH-B	8' AMERICAN HOOK ON PRO-LITE PIKE POLE - HI-VIZ YELLOW HANDLE WITH BUTT END	76.00	76.00
2	STL-44451	STREAMLIGHT FIRE VULCAN, WHITE LED BULB W/ DUAL REAR LED'S, SHOULDER STRAP, 12V DC CHARGE, ORANGE	251.00	502.00

Subtotal

Sales Tax (6.75%)

**Total**

**Minimum Equipment Requirement For Service Vehicle**

**No Difference in Paid or Volunteer Department**

**Total Cost = \$ 61,630.32**

**See Next Page**



2520 N. Wesleyan Blvd.  
Rocky Mount, NC 27804

## Quotation

Date	Quote #
10/26/2017	17-3045

Vance County Rescue Squad  
PO Box 402  
Henderson, NC 27536

Phone #	252-972-3473
Fax #	252-972-6846

IS THIS A GRANT?		P.O. No.	Project	Rep	SO #	
				JRM		
Qty	Item	Description		Cost	Total	
4	MISC - EQUIPMENT	SCOTT AIRPACK 2216-30 MIN W/ SPARE BOTTLE & FACEPIECE		8,000.00	32,000.00	
4	MISC - EQUIPMENT	2216-30 MIN SPARE BOTTLE W/ VALVE		800.00	3,200.00	
6	HUS-HTV-12X14-18	SALVAGE COVER - 12' X 14' - 18 OZ. VINYL, [SPECIFY COLOR- RED, YELLOW, GREEN]		152.00	912.00	
1	MISC - EQUIPMENT	HONDA 3,000 WATT PORTABLE GENERATOR		2,400.00	2,400.00	
3	AKR-ELSS-XLAC-PL	SCENE STAR 20,000 LUMENS WITH PORTABLE LIGHT BASE WITH AC PLUG		1,883.44	5,650.32	
1	LDR-163.10.042N	LEADER PPV FAN - MODEL EVG230 W/ NEO SHROUD, 18" 1.5HP ELECTRIC VARIABLE SPEED, GFCI COMP, 15AMP, 115V 60HZ, 14,250 CFM		3,400.00	3,400.00	
1	FAS-0827224	BLACKSTONE TANK TOTE KIT W/ CYLINDERS - INCLUDES THE FOLLOWING: OXYGEN REGULATOR, ACETYLENE REGULATOR, CUTTING ATTACHMENT, CUTTING TIP; CUTTING TORCH HANDLE WITH CHECK VALVES, WELDING NOZZLE, 12 FT WELDING HOSE, CUP GOGGLES, STRIKER, OXYGEN TANK, ACETYLENE TANK, INSTRUCTION MANUAL, TOTE		750.00	750.00	
1	HOL-K-12FDPACKAGE	K-12 RESCUE SAW PACKAGE - INCLUDES NIGHT EYE LIGHT - LED FLASHLIGHT W/ METAL MOUNTING BRACKET, CARRYING SLING, CARBIDE TIP CHOPPER BLADE (CHOICE OF 12" OR 14"), WARNING LIGHT W/ 6 FLASH PATTERNS, CHROME GUARD, AND WRENCH W/ HOLDER		2,750.00	2,750.00	
				Subtotal		
				Sales Tax (6.75%)		
				Total		

Page 1





2520 N. Wesleyan Blvd.  
Rocky Mount, NC 27804

# Quotation

Date	Quote #
10/26/2017	17-3045

Vance County Rescue Squad  
PO Box 402  
Henderson, NC 27536

Phone #	252-972-3473
Fax #	252-972-6846

IS THIS A GRANT?	P.O. No.	Project	Rep	SO #
			JRM	
Qty	Item	Description	Cost	Total
1	HIN-MS461R-20-D	STIHL MS 461R RESCUE CHAINSAW - 20" BAR AND DEPTH LIMITER	2,800.00	2,800.00
4	STL-44451	STREAMLIGHT FIRE VULCAN, WHITE LED BULB W/ DUAL REAR LED'S, SHOULDER STRAP, 12V DC CHARGE, ORANGE	275.00	1,100.00
2	LHT-PLY-4AH-B	4' PRO-LITE POLE WITH AMERICAN HOOK & STANDARD BUTT END	50.00	100.00
4	LHT-PLY-6AH-B	6' YELLOW PRO LITE ROUND W/ AMERICAN PIKE HOOK AND BUTT HANDLE	69.00	276.00
1	ALC-PEL-24	ALCO-LITE 24' 2-SECTION LADDER	880.00	880.00
1	ALC-PRL-16	16" ROOF LADDER	490.00	490.00
1	ALC-FL-10	10' FOLDING ATTIC LADDER	300.00	300.00
1	ALC-CJL-14	ALUMINUM COMBINATION LADDER, 2-PIECE FOLDING/STRAIGHT - 14'	725.00	725.00

Shipping not included unless stated. Prices are subject to change due to manufacturer's increase. A 2% charge will be assessed for all credit card charges. Quote is good for 30 Days unless stated otherwise.

Subtotal	\$57,733.32
Sales Tax (6.75%)	\$3,897.00
<b>Total</b>	<b>\$61,630.32</b>

## **Training Requirements for Volunteer Firemen**

**See Next Page**



**§ 58-86-25. Determination and certification of eligible firefighters.**

For purposes of this Article, eligible firefighters must attend 36 hours of training sessions in each calendar year. Each eligible fire department shall annually determine and report a certified roster of the names of those firefighters meeting the eligibility qualifications of this Article to its respective governing body, which upon determination of the validity and accuracy of the qualification, the department shall promptly submit the list to the North Carolina State Firefighters' Association. Submission of such information by a department to the North Carolina State Firefighters' Association constitutes a certification of its accuracy under accounting standards set forth by the Governmental Accounting Standards Board of the Financial Accounting Foundation. The North Carolina State Firefighters' Association shall provide a list of those persons meeting the eligibility requirements of this Article to the State Treasurer by January 31 of each year. For the purposes of the preceding sentences, the governing body of a fire department operated: by a county is the county board of commissioners; by a city is the city council; by a sanitary district is the sanitary district board; by a corporation, whether profit or nonprofit, is the corporation's board of directors; and by any other entity is that group designated by the board. An "eligible firefighter" may not also qualify as an "eligible rescue squad worker" in order to receive double benefits available under this Article. (1957, c. 1420, s. 1; 1959, c. 1212, s. 1; 1981, c. 1029, s. 1; 1983, c. 416, s. 7; 1985, c. 241; 2000-67, s. 26.22; 2001-222, s. 1; 2003-362, s. 1; 2009-66, s. 2(b); 2013-284, s. 1(a); 2015-88, s. 3; 2016-51, s. 6.)

**The Start of Vance County Fire Tax**

**Attached is the Current Resolution for the Vance County  
Fire Service District and Documentation**

**See Next Page**

RESOLUTION OF THE VANCE COUNTY BOARD OF COMMISSIONERS  
FIRE SERVICE DISTRICT

Section 1. The Vance County Board of Commissioners will act as the taxing authority for the assessment and administering of the special fire tax as provided in G.S. 153A-307.

Section 2. The levy of such taxes will be incorporated into the annual budget ordinance of the County and will be specifically identified therein.

Section 3. The various Volunteer Fire Departments will upon request of the funds be restricted in the use of said funds to provide the fire protection services and will comply with the financial reporting requirements as established by the County.


Section 4. The County will retain funds sufficient to cover its cost of administering of these funds according to acceptable governmental accounting principles. Distribution of available funds will be distributed on a monthly basis.

Section 5. Available funds will be equally distributed on a monthly basis during FY 2002-2003, with Epsom and Drewry Volunteer Fire Departments receiving half of the amount received by the other seven departments. In subsequent years, efforts will be made to continue monthly distribution, contingent upon availability of funds.


Section 6. A rotating allocation of capital funds will be disbursed at the end of the fiscal year with the rotation schedule as follows: Cokesbury-2003; Kittrell-2004; Bearpond-2005; Townsville-2006; Drewry and Epsom-2007; Watkins-2008; Hicksboro-2009 and Vance County Fire Department-2010. The amount appropriated initially will be constant for the duration of the eight year rotation cycle.

ADOPTED this 27th day of June, 2002.

VANCE COUNTY BOARD OF COMMISSIONERS

  
J. Timothy Pegram, Chairman

ATTEST:

  
Sandra S. Catherwood  
Clerk to the Board

RESOLUTION OF THE VANCE COUNTY BOARD OF COMMISSIONERS  
ESTABLISHING A FIRE SERVICE DISTRICT

WHEREAS, the Vance County Board of Commissioners has determined that it will be in the best interest of Vance County to establish a fire service district for fire protection within a portion of Vance County and that said service should be partially supported by the taxpayers of Vance County who live in said district in addition to other revenues received by the various volunteer fire departments and the County Fire Department; reference is hereby made to the Proposed Fire Protection Service District.

WHEREAS, pursuant to Article 16 of Chapter 153A of the North Carolina General Statutes, the Board of Commissioners of Vance County has determined that there is a demonstrable need for providing a fire service district within Vance County. It is economically feasible to provide the proposed services without unreasonable or burdensome annual tax levies and that the citizens and residents within the service district support the various fire departments with pride and satisfaction.


NOW, THEREFORE, BE IT RESOLVED by the VANCE COUNTY BOARD OF COMMISSIONERS as follows:

Section 1. That there be established a fire service district for all areas of Vance County outside the city limits of the City of Henderson.


Section 2. That the incorporated Towns of Middleburg and Kittrell have duly elected to join in the fire district.

Section 3. That this resolution shall become effective beginning with the 2002 and 2003 fiscal year.

ADOPTED this 27th day of June, 2002.

  
J. Timothy Peggam, Chairman  
Vance County Board of Commissioners

ATTEST:

  
Sandra S. Catherwood  
Clerk to the Board

**§ 153A-301. Purposes for which districts may be established.**

(a) The board of commissioners of any county may define any number of service districts in order to finance, provide, or maintain for the districts one or more of the following services, facilities and functions in addition to or to a greater extent than those financed, provided or maintained for the entire county:

- (1) Beach erosion control and flood and hurricane protection works.
- (2) Fire protection.
- (3) Recreation.
- (4) Sewage collection and disposal systems of all types, including septic tank systems or other on-site collection or disposal facilities or systems.
- (5) Solid waste collection and disposal systems.
- (6) Water supply and distribution systems.
- (7) Ambulance and rescue.
- (8) Watershed improvement projects, including but not limited to watershed improvement projects as defined in Chapter 139 of the General Statutes; drainage projects, including but not limited to the drainage projects provided for by Chapter 156 of the General Statutes; and water resources development projects, including but not limited to the federal water resources development projects provided for by Article 21 of Chapter 143 of the General Statutes.
- (9) Cemeteries.
- (10) Law enforcement if all of the following apply:
  - a. The population of the county is (i) over 900,000 according to the most recent federal decennial census, and (ii) less than ten percent (10%) of the population of the county is in an unincorporated area according to the most recent federal decennial census.
  - b. The county has an interlocal agreement or agreements with a municipality or municipalities for the provision of law enforcement services in the unincorporated area of the county.
  - c. Repealed by Session Laws 2008-134, s. 76(c), effective July 28, 2008.
- (11) Services permitted under Article 24 of this Chapter if the district is subject to G.S. 153A-472.1.

(b) The General Assembly finds that coastal-area counties have a special problem with lack of maintenance of platted rights-of-way, resulting in ungraded sand travelways deviating from the original rights-of-way and encroaching on private property, and such cartways exhibit poor drainage and are blocked by junk automobiles.

(c) To address the problem described in subsection (b), the board of commissioners of any coastal-area county as defined by G.S. 113A-103(2) may define any number of service districts in order to finance, provide, or maintain for the districts one or more of the following services, facilities and functions in addition to or to a greater extent than those financed, provided or maintained for the entire county:

- (1) Removal of junk automobiles; and
- (2) Street maintenance.

(d) The board of commissioners of a county that contains a protected mountain ridge, as defined by G.S. 113A-206(6), may define any number of service districts, composed of subdivision lots within one or more contiguous subdivisions that are served by common public roads, to finance for the district the maintenance of such public roads that are either located in the district or provide access to some or all lots in the district from a State road, where some portion of those roads is not subject to compliance with the minimum standards of the Board of Transportation set forth in G.S. 136-102.6. The service district or districts created shall include only subdivision lots within the subdivision, and one or more additional contiguous subdivisions, where the property owners' association, whose purpose is to represent these subdivision lots, agrees to be included in the service district. For subdivision lots in an additional contiguous subdivision or for other adjacent or contiguous property to be annexed according to G.S. 153A-303,

the property owners' association representing the subdivision or property to be annexed must approve the annexation. For the purposes of this subsection: (i) "subdivision lots" are defined as either separate tracts appearing of record upon a recorded plat, or other lots, building sites, or divisions of land for sale or building development for residential purposes; and (ii) "public roads" are defined as roads that are in actual open use as public vehicular areas, or dedicated or offered for dedication to the public use as a road, highway, street, or avenue, by a deed, grant, map, or plat, and that have been constructed and are in use by the public, but that are not currently being maintained by any public authority.

(e) The board of commissioners of a county that adjoins or contains a lake, river, or tributary of a river or lake that has an identified noxious aquatic weed problem may define any number of noxious aquatic weed control service districts composed of property that is contiguous to the water or that provides direct access to the water through a shared, certified access site to the water. As used in this subsection, the term "noxious aquatic weed" is any plant organism identified by the Secretary of Environmental Quality under G.S. 113A-222 or regulated as a plant pest by the Commissioner of Agriculture under Article 36 of Chapter 106 of the General Statutes. (1973, c. 489, s. 1; c. 822, s. 2; c. 1375; 1979, c. 595, s. 1; c. 619, s. 6; 1983 (Reg. Sess., 1984), c. 1078, s. 1; 1989, c. 620; 1993, c. 378, s. 1; 1995, c. 354, s. 1; c. 434, s. 1; 1997-456, s. 24; 2005-433, s. 10(b); 2005-440, s. 1; 2008-134, s. 76(c); 2011-100, s. 1; 2015-241, s. 14.30(v).)



**§ 69-25.4. Tax to be levied and used for furnishing fire protection.**

(a) If a majority of the qualified voters voting at said election vote in favor of levying and collecting a tax in said district, then the board of county commissioners is authorized and directed to levy and collect a tax in said district in such amount as it may deem necessary, not exceeding ten cents (10¢) on the one hundred dollars (\$100.00) valuation of property in said district from year to year, and shall keep the same as a separate and special fund, to be used only for furnishing fire protection within said district, as provided in G.S. 69-25.5.

Provided, that if a majority of the qualified voters voting at such elections vote in favor of levying and collecting a tax in such district, or vote in favor of increasing the tax limit in said district, then the board of county commissioners is authorized and directed to levy and collect a tax in such districts in such amount as it may deem necessary, not exceeding fifteen cents (15¢) on the one hundred dollars (\$100.00) valuation of property in said district from year to year.

(b) For purposes of this Article, the term "fire protection" and the levy of a tax for that purpose may include the levy, appropriation, and expenditure of funds for furnishing emergency medical, rescue and ambulance services to protect persons within the district from injury or death; and the levy, appropriation, and expenditure of the tax to provide such services are proper, authorized and lawful. In providing these services the fire district shall be subject to G.S. 153A-250.

(c) For purposes of this Article, a fire protection district is a municipal corporation organized for a special purpose. Except in cases when a fire protection district commission is appointed to govern the district, the board of county commissioners, or joint boards of county commissioners when the area lies in more than one county, shall serve as the governing body. (1951, c. 820, s. 4; 1959, c. 805, s. 4; 1981, c. 217; 2001-414, s. 33.)

**§ 69-25.17. Validation of fire protection funds appropriated in providing rescue and ambulance services.**

All prior appropriations and expenditures by any county board of commissioners of funds derived from taxes levied in rural fire protection districts, but used to provide rescue and ambulance services within said districts, are hereby approved, confirmed, validated, and declared to be proper, authorized, and legal. (1977, c. 131, s. 1.)

# *Finance Director's Report*

**Vance County**  
**Finance Director's Report to the Board**  
**November 5, 2018**

**A. Surplus Property.** *Recommendation: Approve the property presented as surplus and authorize the Finance Director to dispose of said property accordingly as allowed by state statute.*

**B. Education Lottery Fund Applications.** A joint application filed by the County Commissioners and the Board of Education must be submitted to the State in order to draw down available North Carolina Education Lottery funds from the Public School Building Capital Fund. The County has budgeted to use lottery funds to pay the debt service for the 2010 QSCB and 2013 QZAB projects. The Board of Education approved the applications at its October 8, 2018 meeting. *Recommendation: Approve the applications to draw down lottery funds to be used for debt service payments on existing school facilities debt.*

**County of Vance**  
**Disposal of Surplus Personal Property**  
**November 5, 2018**

The Finance Director requests to dispose of the following surplus personal property owned by the County of Vance:

ITEM NO.	EQUIPMENT DESCRIPTION	SERIAL#	REASON NO LONGER NEEDED	DEPARTMENT
02371	Fax Machine		Obsolete	Courthouse
02372	Computer & Monitor		Obsolete	Courthouse
02373	Computer & Monitor		Obsolete	Courthouse
02904	Computer & Monitor		Obsolete	Planning
03188	Computer & Monitor		Obsolete	Planning
00308	2009 Ford Crown Vic	2FAHP71V9X136521	Needs Transmission	DSS
00477	2015 Ford Taurus	1FAHP2MK8FG178072	Wrecked, Totaled by Insurance	Sheriff
00366	IBM Server	1048A8P	Moved Program to the Cloud	Tax

**APPLICATION  
PUBLIC SCHOOL BUILDING CAPITAL FUND  
NORTH CAROLINA EDUCATION LOTTERY**

Approved: \_\_\_\_\_

Date: \_\_\_\_\_

County: VANCE

Contact Person: David C. Beck

LEA: Vance County Schools

Title: County Finance Officer

Address: 122 Yount St. Henderson, NC 27538

Phone: 252-738-2008

Project Title: 2018-2019 Fiscal Year Debt Service to QSCB

Location: New Hope, LB Yancey, EM Rollins Elementary Schools & VCMS (formerly Northern Vance

Type of Facility: Public School Buildings

North Carolina General Statutes, Chapter 18C, provides that a portion of the proceeds of the North Carolina State Lottery Fund be transferred to the Public School Building Capital Fund in accordance with G.S. 115C-546.2. Further, G.S. 115C-546.2 (d) has been amended to include the following:

- (3) No county shall have to provide matching funds...
- (4) A county may use monies in this Fund to pay for school construction projects in local school administrative units and to retire indebtedness incurred for school construction projects.
- (5) A county may not use monies in this Fund to pay for school technology needs.

As used in this section, "Public School Buildings" shall include only facilities for individual schools that are used for instructional and related purposes, and does not include central administration, maintenance, or other facilities. *Applications must be submitted within one year following the date of final payment to the Contractor or Vendor.*

Short description of Construction Project: Construction of 3 elementary school multi-purpose rooms, update to mechanical HVAC system (Northern) and renovation of water system (New Hope)

**Estimated Costs:**

Purchase of Land	_____	\$	_____
Planning and Design Services	_____		_____
New Construction	_____		_____
Additions / Renovations	_____		_____
Repair	_____		_____
Debt Payment / Bond Payment	_____		261,621.33
<b>- TOTAL</b>	_____	<b>\$</b>	<b>261,621.33</b>

Estimated Project Beginning Date: 07/01/2018 Est. Project Completion Date: 06/30/2019

We, the undersigned, agree to submit a statement of state monies expended for this project within 60 days following completion of the project.

The County Commissioners and the Board of Education do hereby jointly request approval of the above project, and request release of \$ 261,621.33 from the Public School Building Capital Fund (Lottery Distribution). We certify that the project herein described is within the parameters of G.S. 115C-546.

(Signature — Chair, County Commissioners)

(Date)

(Signature — Chair, Board of Education)

(Date)



**APPLICATION  
PUBLIC SCHOOL BUILDING CAPITAL FUND  
NORTH CAROLINA EDUCATION LOTTERY**

Approved: \_\_\_\_\_

Date: \_\_\_\_\_

County: Vance

Contact Person: David C. Beck

LEA: Vance County Schools

Title: County Finance Officer

Address: 122 Yount St. Henderson, NC 27536

Phone: 252-738-2006

Project Title: 2017-18 Fiscal Year Debt Services to QZAB

Location: Various School Buildings

Type of Facility: Public School Buildings

North Carolina General Statutes, Chapter 18C, provides that a portion of the proceeds of the North Carolina State Lottery Fund be transferred to the Public School Building Capital Fund in accordance with G.S. 115C-546.2. Further, G.S. 115C-546.2 (d) has been amended to include the following:

(3) No county shall have to provide matching funds...

(4) A county may use monies in this Fund to pay for school construction projects in local school administrative units and to retire indebtedness incurred for school construction projects.

(5) A county may not use monies in this Fund to pay for school technology needs.

As used in this section, "Public School Buildings" shall include only facilities for individual schools that are used for instructional and related purposes, and does not include central administration, maintenance, or other facilities. *Applications must be submitted within one year following the date of final payment to the Contractor or Vendor.*

Short description of Construction Project: Roof replacement at 3 ES, painting of 3 schools, installation of energy efficient windows and lights at 4 school sites

**Estimated Costs:**

Purchase of Land	_____	\$	_____
Planning and Design Services	_____		_____
New Construction	_____		_____
Additions / Renovations	_____		_____
Repair	_____		_____
Debt Payment / Bond Payment	_____		123,154.63
TOTAL	_____	\$	123,154.63

Estimated Project Beginning Date: 07/01/2018

Est. Project Completion Date: 06/30/2019

We, the undersigned, agree to submit a statement of state monies expended for this project within 60 days following completion of the project.

The County Commissioners and the Board of Education do hereby jointly request approval of the above project, and request release of \$ 123,154.63 from the Public School Building Capital Fund (Lottery Distribution). We certify that the project herein described is within the parameters of G.S. 115C-546.

(Signature — Chair, County Commissioners)

(Date)

  
(Signature — Chair, Board of Education)

10/01/18  
(Date)

# *County Manager's Report*

**Vance County**  
**County Manager's Report to the Board**  
**November 5, 2018**

- A. Grant Agreement – Rural Ready Sites.** The enclosed grant agreement outlines the terms and conditions associated with the county's Rural Ready Sites Grant totaling \$2,456,575 for installing utilities and infrastructure into Phase III of the Henderson-Vance Industrial Park. The county attorney has reviewed the grant agreement and staff recommends approval. The timeframe for completion of the grant is by October 14, 2020. *Recommendation: Approve grant agreement for the Rural Ready Sites grant program.*
- B. Resolution – Acquisition & Assignment of Kittrell Water Association System.** The County has provided the final loan disbursement to the Kittrell Water Association and has fulfilled the terms related to the purchase and acquisition of the water system and its assets. The enclosed disbursement schedule approved by the Association indicates the final loan totaled \$244,591.53 with the county taking on the liability for the State Revolving Fund Debt and signup deposits associated with Phase 1B. In order to finalize the purchase and consolidation, as well as the assignment of the system to the Vance County Water District, staff recommends approval of the enclosed resolution. *Recommendation: Approve resolution finalizing the purchase and acquisition of the Kittrell Water Association assets and water system and approve its assignment to the Vance County Water District.*

## RURAL ECONOMIC DEVELOPMENT GRANT AGREEMENT - RURAL READY SITES

The North Carolina Department of Commerce ("Commerce"), an agency of the State of North Carolina ("State"), enters into this Rural Economic Development Grant Agreement ("Grant Agreement") with Vance County (the "Governmental Unit" and, together with Commerce, the "Parties") for a grant (the "Grant") from the Rural Ready Sites ("Rural Ready Sites") Program. The application ("Application") filed by the Governmental Unit for the Grant.

WHEREAS, the North Carolina General Assembly ("General Assembly") has determined that it is the policy of the State to stimulate economic activity and to create new jobs for citizens of the State by affording grants to local governmental units in the State's economically distressed counties to construct or improve new or existing water, sewer, gas, telecommunications, high-speed broadband, electrical utility lines or facilities or transportation infrastructure for existing or new or proposed buildings, subject to the applicable requirements of N.C.G.S. §§143B-437.01, 143B-472.127, 143B.143.128 and 04 NCAC 01I.0101; and

WHEREAS, under N.C.G.S. §143B-472.128, the General Assembly empowered the North Carolina Rural Infrastructure Authority ("Rural Authority") to review applications for and, where appropriate, authorize such Rural Ready Sites grants, and, under N.C.G.S. §§143B-472.126 and .127, the General Assembly authorized Commerce to administer such grants; and

WHEREAS, pursuant to N.C.G.S. §§143B-472.127 and .128, the Rural Authority has approved and awarded the Grant: (1) based on the terms, conditions, representations, commitments, maps, schedules and other submissions in the Application and any subsequent materials supporting the Application that have been approved of by Commerce in writing, all of which are incorporated by reference herein as Exhibit A to this Grant Agreement; (2) based on Commerce's Grant requirements and guidelines, which are incorporated herein and which may be amended, modified or supplemented and applied accordingly to this Grant Agreement by Commerce in its sole discretion; and (3) for the anticipated creation of certain jobs resulting from the construction or improvement of new or existing water, sewer, gas, telecommunications, high-speed broadband, electrical utility lines or facilities or transportation infrastructure for existing or new or proposed buildings (altogether, the "Project," as summarized in the Preliminary Engineering Report ("PER") submitted with the Application).

NOW, THEREFORE, in consideration of the mutual promises and such other valuable consideration as set out herein, the Parties mutually agree to the following terms and conditions:

1. Agreements to be Executed.

- (a). As conditions of the Grant and prior to Commerce's release of any Grant funds:
  - i. The highest elected official of the Governmental Unit shall execute two originals of this Grant Agreement in its exact form (unless Commerce approves of a change to its terms in writing) and shall return one of them to Commerce;
  - ii. Two signatory forms are executed and one is returned to Commerce;
  - iii. Copies of the award letters regarding all other funding sources that are participating in the Project; and

2. Changes in the Project or Other Conditions.

- (a). A "Project Change" is any material alteration, addition, deletion or expansion of the Project, including (without limitation) material changes to construction or other infrastructure improvement or the PER. Prior to implementing a proposed Project Change, the Governmental Unit shall submit it to Commerce for review. The failure of the Governmental Unit to do so will subject it to the penalties and remedies set forth in Paragraph 14(b) of this Grant Agreement, unless Commerce (in its sole discretion) expressly waives this requirement of pre-implementation review in writing. In any event, there shall be no Project Changes unless expressly approved of by Commerce in its sole discretion in a separate, written agreement stating, if applicable, the costs and schedule for completing the Project Change.
- (b). Additionally, the Governmental Unit shall immediately notify Commerce of any change in conditions or local law, or any other event, which may significantly affect its ability to oversee, administer or perform this Grant Agreement or the Project. In its sole discretion, Commerce may deem such a change in conditions, local law or other event to constitute a Project Change.

3. Term of Grant Agreement. The effective period of this Grant Agreement shall commence on October 15, 2018 ("Effective Date") and shall terminate on October 14, 2020 unless terminated on an earlier date under the terms of this Grant Agreement (either one of which dates shall constitute the "Termination Date") or unless extended for an express term in writing by Commerce.

4. Funding and Administrative Expenses.

- (a). The Rural Authority grants to the Governmental Unit an amount not to exceed **\$2,456,575** for Project expenditures. If Commerce determines that the actual costs of the Project are less than the Grant amount, Commerce, in its sole discretion, may reduce the amount of the Grant accordingly. If the Governmental Unit determines that the actual costs of the Project are less than the Grant amount, it shall report so to Commerce and return any surplus Grant funds it has received to Commerce.
- (b). The Governmental Unit hereby represents and warrants that all Grant funds shall be utilized exclusively for the purpose of the Project and consistent with all applicable laws, rules, regulations and requirements, and that the Governmental Unit shall not make or approve of any improper expenditure of Grant funds.
- (c). Without limitation and as determined by Commerce in its sole discretion, eligible expenditures incurred after the date of the Grant award may include those expenditures specified in 04 NCAC 01I .0102(a)(12)(C). Additionally, the Governmental Unit may use up to two percent (2%) of the Grant amount, if necessary, to verify that the Grant funds are used only in accordance with law and to otherwise administer the Grant.
- (d). Eligible expenditures do not include land-acquisition costs or costs for the construction of new buildings. Commerce retains the sole discretion to determine what additional expenditures are ineligible for Grant funding.
- (e). In the event local funds are committed to the Project, Grant funds must be drawn on a pro-rata basis with the local funds.

5. Independent Status of the Governmental Unit.

- (a). The Governmental Unit is an entity independent from the Rural Authority and Commerce. The Grant Agreement, the Project and any actions taken pursuant to them shall not be deemed to create a partnership or joint venture between or among Commerce, the Rural Authority, the Governmental Unit or any third party. Nor shall the Grant Agreement or the Project be construed to make the Governmental Unit (including its employees, agents, members or officials) or any third-party employees, agents, members or officials of Commerce or the Rural Authority. Neither the Governmental Unit nor any third party shall have the ability to bind Commerce or the Rural Authority to any agreement for payment of goods or services or represent to any person that they have such ability.
- (b). The Governmental Unit shall be responsible for payment of all of its expenses, including rent, office expenses and all forms of compensation to



employees. The Governmental Unit shall provide worker's compensation insurance to the extent required for its operations and shall accept full responsibility for payments of unemployment tax or compensation, social security, income taxes, and any other charges, taxes or payroll deductions required by law in connection with its operations, for itself and its employees who are performing work pursuant to this Grant Agreement. All expenses incurred by the Governmental Unit are its sole responsibility, and neither Commerce nor the Rural Authority shall be liable for the payment of any obligations incurred in the performance of the Project.

6. Method of Payment. Commerce shall pay the Grant funds to the Governmental Unit after receipt of written requests for payment from the Governmental Unit certifying that the conditions for such payment under this Grant Agreement have been met and that the Governmental Unit is entitled to receive the amount so requested and any other documentation that may be required by Commerce.
7. Obligation of Funds. The Governmental Unit shall not obligate Grant funds prior to the Effective Date or subsequent to the Termination Date of this Grant Agreement. All obligations outstanding as of the Termination Date shall be liquidated within thirty (30) days after the Termination Date.
8. Project Records.
  - (a). The Governmental Unit shall maintain full, accurate and verifiable financial records, supporting documents and all other pertinent data for the Project in such a manner as to clearly identify and document the expenditure of the State funds provided under this Grant Agreement separate from accounts for other awards, monetary contributions or other revenue sources for this Project.
  - (b). The Governmental Unit shall retain all financial records, supporting documents and all other pertinent records related to the Grant Agreement and the Project for a period of five (5) years from the Termination Date. In the event such records are audited, all such records shall be retained beyond the five-year period until the audit is concluded and any and all audit findings have been resolved.
9. Monitoring, Reports and Auditing.
  - (a). The Governmental Unit agrees to ensure compliance and provide its assistance with such monitoring and auditing requirements as the State may request, including following the Termination Date of this Grant Agreement. Additionally, the Governmental Unit shall regularly monitor all performance under Grant-supported activities to ensure that all performance goals are being achieved.

- (b). The Governmental Unit shall furnish Commerce such detailed written progress reports as Commerce may request in its sole discretion. Such reports should describe the progress made by the Governmental Unit toward achieving the purpose(s) of the Project. Such descriptions should include the successes and problems encountered during the reporting period. Failure to submit a required report by the scheduled submission date may result in the withholding, at Commerce's sole discretion, of any forthcoming payment until Commerce is in receipt of the delinquent report and the report meets with Commerce's approval.
- (c). The Governmental Unit acknowledges and agrees that, with regard to the Grant funds, it will be subject to the audit and reporting requirements prescribed by N.C.G.S §159-34, Local Government Finance Act - Annual Independent Audit; rules and regulations. Such audit and reporting requirements may vary depending upon the amount and source of Grant funding received by the Governmental Unit and are subject to change from time to time. Upon completion, the Governmental Unit shall forward to Commerce one copy of any audited financial statements and accompanying reports generated covering the period between the Effective Date and Termination Date of this Grant Agreement.
- (d). Within thirty (30) days after the Termination Date, the Governmental Unit shall submit a final report to Commerce describing the activities and accomplishments of the Project. The final report shall include a review of performance and activities over the entire Project period. In the final report, the Governmental Unit should describe the Project, how it was implemented, to what degree its established objectives were met and the difficulties encountered, what was changed and the cost.
- (e). The Governmental Unit grants the State and any of its related agencies, commissions or departments (including, without limitation, Commerce, the North Carolina State Auditor and the North Carolina Office of State Budget and Management) and any of their authorized representatives, at all reasonable times and as often as necessary (including after the Termination Date), access to and the right to inspect, copy, monitor, and examine all of the books, papers, records and other documents relating to the Grant Agreement or the Project. In addition, the Governmental Unit agrees to comply at any time, including after the Termination Date, with any requests by the State (including, without limitation, the Rural Authority or Commerce) for other financial and organizational materials to permit the State to comply with its fiscal monitoring responsibilities or to evaluate the short- and long-range impact of its programs.
- (f). The Governmental Unit shall provide Commerce with a copy of all agreements governing incentives it has received for the Project from all

North Carolina State and local sources, and shall provide periodic updates to Commerce regarding the amount of incentives actually received.

10. Termination; Availability of Funds.

- (a). If the Governmental Unit fails to fulfill in a timely and proper manner its obligations or violates any of the covenants or stipulations under this Agreement, the Governmental Unit agrees that Commerce has the right to terminate this Grant Agreement by giving, as applicable, the Governmental Unit written notice specifying the Termination Date of this Grant Agreement, which Commerce may determine in its sole discretion. Upon such termination, Commerce shall have no responsibility to make additional Grant payments. Upon such termination, the Governmental Unit shall not expend any Grant funds without Commerce's express written authorization and shall return all unspent Grant funds to Commerce upon demand.
- (b). The obligations of the Rural Authority and/or Commerce to pay any amounts under this Grant Agreement are contingent upon the availability and continuation of funds for such purpose. If funds for the Grant become unavailable, the Governmental Unit agrees that Commerce has the right to terminate this Grant Agreement by giving written notice specifying the Termination Date of this Grant Agreement, which Commerce shall determine in its sole discretion. Upon such termination, the State shall have no responsibility to make additional Grant payments. Further, upon such termination, the Governmental Unit shall not expend any Grant funds without Commerce's express written authorization and shall return all unspent Grant funds to Commerce upon demand.

11. Liabilities and Loss. The Governmental Unit hereby agrees to release, indemnify and hold harmless the State (including, without limitation, the Rural Authority and Commerce), and their respective members, officers, directors, employees, agents and attorneys (together, the "Indemnified Parties"), from any claims of third parties arising out of any act or omission of the Governmental Unit or any third party in connection with the performance of this Grant Agreement or the Project, and for all losses arising from its implementation. Without limiting the foregoing, the Governmental Unit hereby releases the Indemnified Parties from, and agrees that such Indemnified Parties are not liable for, and agrees to indemnify and hold harmless the Indemnified Parties against, any and all liability or loss, cost or expense, including, without limitation, reasonable attorneys' fees, fines, penalties and civil judgments, resulting from or arising out of or in connection with or pertaining to, any loss or damage to property or any injury to or death of any person occurring in connection with the Project, or resulting from any defect in the fixtures, machinery, equipment or other property used in connection with the Project or arising out of, pertaining to, or having any connection with, the Project or the financing thereof (whether arising out of acts, omissions, or negligence of the Governmental Unit, the Indemnified Parties or of any third party, or of any of their

agents, contractors, servants, employees, licensees, lessees, or assignees), including any claims and losses accruing to or resulting from any and all subcontractors, material men, laborers and any other person, firm or corporation furnishing or supplying work, services, materials or supplies in connection with the Project.

12. Governmental Unit Representations and Warranties. The Governmental Unit hereby represents and warrants that:

- (a). The execution and delivery of this Grant Agreement have been duly authorized by all necessary Governmental Unit action and are not in contravention of law or in contravention of the provisions of any indenture agreement or undertaking to which the Governmental Unit is a party or by which it is bound.
- (b). There is no action, suit proceeding, or investigation at law or in equity or before any court, public board or body pending, or to the knowledge of the Governmental Unit, threatened against or affecting it that could or might adversely affect the Project or any of the transactions contemplated by this Grant Agreement, the validity or enforceability of this Grant Agreement, or the abilities of the Governmental Unit to discharge its obligations under this Grant Agreement. If it is subsequently found that an action, suit, proceeding, or investigation did or could threaten or affect the development of the Project, the Governmental Unit shall be liable to Commerce for repayment of the entire amount of the Grant and this Grant Agreement may be terminated by Commerce effective upon notice.
- (c). No consent or approval is necessary from any governmental authority as a condition to the execution and delivery of this Grant Agreement by the Governmental Unit or the performance of any of its obligations hereunder, or all such requisite governmental consents or approvals have been obtained. The Governmental Unit shall provide Commerce with evidence of the existence of any such necessary consents or approvals at the time of the execution of this Grant Agreement.
- (d). The Governmental Unit is solvent.
- (f). The Governmental Unit shall comply with all applicable environmental laws, rules, regulations and requirements and this Grant Agreement is made contingent upon a certification from the North Carolina Department of Environment and Natural Resources that the proposed project will not have a significant adverse effect on the environment.

13. Additional Repayment Requirements and Remedies.

- (a). The repayment requirements and remedies addressed in this Paragraph 13 are in addition to those repayment requirements and other remedies set forth elsewhere in this Grant Agreement, including the requirements to repay unspent Grant funds. No remedy conferred or reserved by or to the State is intended to be exclusive of any other available remedy or remedies, but each and every such remedy shall be cumulative and shall be in addition to every other remedy provided for in this Grant Agreement, or now or hereinafter existing at law, in equity, or by statute, and any such right or power may be exercised from time to time and as often as may be deemed expedient.
- (b). If there is a breach of any of the requirements, covenants or agreements in this Grant Agreement, or if there are any representations or warranties which are untrue as to a material fact in this Grant Agreement, or in relation to the Project (including the performance thereof), the Governmental Unit agrees that Commerce may require repayment from the Governmental Unit of an amount of Grant funds to be determined in Commerce's sole discretion but not to exceed the amount of Grant funds the Governmental Unit has already received under this Grant Agreement. Such requirements, covenants or agreements include but are not limited to Paragraphs 1, 2(a), 4, 9, 10(a), 12 of this Grant Agreement.

14. No Waiver by the State. Failure of the State (including, without limitation, the Rural Authority and Commerce) at any time to require performance of any term or provision of this Grant Agreement shall in no manner affect the rights of the State at a later date to enforce the same or to enforce any future compliance with or performance of any of the terms or provisions hereof. No waiver of the State of any condition or the breach of any term, provision or representation contained in this Grant Agreement, whether by conduct or otherwise, in any one or more instances, shall be deemed to be or construed as a further or continuing waiver of any such condition or of the breach of that or any other term, provision or representation.

15. Waiver of Objections to Timeliness of Legal Action. The Governmental Unit knowingly waives any objections it has or may have to timeliness of any legal action (including any administrative petition or civil action) by the State (including, without limitation, the Rural Authority or Commerce) to enforce its rights under this Grant Agreement. This waiver includes any objections the Governmental Unit may possess based on the statutes of limitations or repose and the doctrines of estoppel or laches.

16. Special Provisions and Conditions.

- (a). Non-discrimination. The Governmental Unit agrees not to discriminate by reason of age, race, religion, color, sex, national origin or disability related to the activities of this Grant Agreement.
- (b). Conflict of Interest. The Governmental Unit shall forward to Commerce along with the executed copies of this Grant Agreement a copy of its policy and any ordinance or resolution it has adopted addressing conflicts of interest that may arise involving the members of the Governmental Unit's governing body and/or any of its employees or officers involved in the Grant or the Project. Such policy, ordinance or resolution shall address situations in which any of these individuals may directly or indirectly benefit, other than through receipt of their normal compensation in their capacities as the Governmental Unit's employees, officers or members of its governing body, from the Grant or Project, and shall include actions to be taken by the Unit or the individual, or both, to avoid conflicts of interest and the appearance of impropriety. Additionally, the Governmental Unit certifies that, as of the date it executes this Grant Agreement, no such individuals have such a conflict of interest or will directly or indirectly benefit, except in the capacities described above, from the Grant or Project. Throughout the duration of this Grant Agreement and the Project, the Governmental Unit has the duty to promptly inform Commerce of any such conflict of interest or direct or indirect benefit of which it becomes aware.
- (c). Compliance with Laws. The Governmental Unit shall at all times observe and comply with all laws, regulations, codes, rules, ordinances and other requirements (together, "Laws") of the State, federal and local governments which may in any manner affect the performance of the Grant Agreement or the Project.
- (d). Non-Assignability. The Governmental Unit shall not assign or transfer any interest in this Grant Agreement without the prior written consent of Commerce; provided, however, that claims for money due to the Governmental Unit from Commerce under this Agreement may be assigned to any commercial bank or other financial institution without such approval.
- (e). Personnel. The Governmental Unit represents that it has, or will secure at its own expense, all personnel required to monitor, carry out and perform the scope of services of this Agreement. Such employees shall not be employees of Commerce. Such personnel shall be fully qualified and shall be authorized under State and local law to perform such services.
- (f). Obligations of Recipient with respect to Certain Third-Party Relationships. Commerce shall hold the Governmental Unit responsible for complying

with the provisions of this agreement even when the Governmental Unit designates a third party or parties to undertake all or any part of the Project.

17. Notice. All notices required or permitted to be delivered hereunder and all communications in respect hereof shall be in writing and shall be deemed given when personally delivered or when deposited in the United States mails, certified, return receipt requested, first class, postage prepaid and addressed as follows:

If to the Rural Authority or Commerce:      Attn: Mark N. Poole  
301 N. Wilmington Street  
4318 Mail Service Center  
Raleigh, NC 27699-4318

If to the Governmental Unit:                      Attn: \_\_\_\_\_  
\_\_\_\_\_  
\_\_\_\_\_  
\_\_\_\_\_

or addressed to such other address or to the attention of such other individual as Commerce or the Governmental Unit shall have specified in a notice delivered pursuant to this subsection.

18. Entire Agreement. This Grant Agreement supersedes all prior agreements between or among the Rural Authority and/or Commerce and the Governmental Unit with regard to the Project and expresses their entire understanding with respect to the transactions contemplated herein, and shall not be amended, modified or altered except pursuant to a writing signed by both Commerce and the Governmental Unit.
19. Execution. This Grant Agreement may be executed in one or more counterparts, each of which, when executed, shall be deemed an original, and such counterparts, together, shall constitute one and the same Grant Agreement which shall be sufficiently evidenced by one of such original counterparts.
20. Construction, Jurisdiction and Venue. This Grant Agreement shall be construed and governed by the laws of the State of North Carolina. The Governmental Unit agrees and submits, solely for matters concerning this Grant Agreement, to the exclusive jurisdiction of the courts of North Carolina and agrees, solely for such purposes, that the only venue for any legal proceedings shall be Wake County, North Carolina. The place of this Grant Agreement, and all transactions and agreements relating to it, and their situs and forum, shall be Wake County, North Carolina, where all matters, whether sounding in contract, tort, or otherwise, relating to its validity, construction, interpretation, and enforcement, shall be determined.
21. Severability. Each provision of this Grant Agreement is intended to be severable and, if any provision of this Agreement is held to be invalid, illegal or



unenforceable in any respect, such invalidity, illegality or unenforceability shall not affect or impair any other provision of this Grant Agreement, but this Grant Agreement shall be construed as if such invalid, illegal or unenforceable provision had not been contained herein.

22. Acceptance. If the Governmental Unit agrees to the Grant conditions as stated, please return the executed documents specified in Paragraph 1(a). This Grant may be withdrawn if Commerce has not received such documents within thirty (30) days from the date of the cover letter from Commerce to the Governmental Unit accompanying this Grant Agreement.

IN WITNESSETH WHEREOF, the parties hereto have executed this Grant Agreement under seal as of the date first above written.

**Vance County**

By: \_\_\_\_\_ [SEAL]

Title: \_\_\_\_\_

Date: \_\_\_\_\_

**North Carolina Department of Commerce**

By: Kenny Flowers [SEAL]  
Kenny Flowers

Title: Assistant Secretary, Rural Economic  
Development Division

Date: 10/9/18

**Resolution by Governing Body of Vance County**  
Approving Purchase and Consolidation of Kittrell Water Association  
Water System into the Vance County Water District System

**WHEREAS**, Vance County has previously provided a letter of intent to the Kittrell Water Association detailing the terms for consolidating the Association's water system into the Vance County Water System; and

**WHEREAS**, the terms included a short-term loan from the County to the Association as consideration for the purchase of all tangible and intangible assets owned or leased by the Association; and

**WHEREAS**, the Association board approved the terms and conditions of the loan and the intent to sell the assets of the Association to Vance County on May 14, 2018; and,

**WHEREAS**, the Association membership on June 21, 2018 did meet and vote to authorize the sale and consolidation into the Vance County Water District system; and

**WHEREAS**, the county has provided the final loan funds to the Association totaling \$244,591.53 and assumed the listed outstanding liabilities of the Association pursuant to the terms of asset purchase of the Association;

**NOW THEREFORE BE IT RESOLVED**, that the Vance County Board of Commissioners hereby:

1. Approves the final purchase and acquisition of the Kittrell Water Association assets and water system as outlined and approved previously within the county's letter of intent and further approves assigning this system to the Vance County Water District.

**Adopted this, the 5<sup>th</sup> day of November, 2018.**

---

**Thomas S. Hester, Jr., Chairman**  
**Vance County Board of Commissioners**

**Attest:**

---

**Kelly H. Grissom**  
**Clerk to the Board**

## Disbursement Schedule - KWA/VCWD Consolidation (10/16/2018)

### Vance County Loan Funds

	Paid from VC Loan Funds Previously	Remaining Approved Loan Expenditures Disbursed at Closing)	VCWD Assume at Closing
City of Henderson (Fees prior to 6/12/18)	\$62,396.53		
Envirolink Billing/Software Estimate	\$8,876.92		
Wyrick Robbins	\$8,677.95		
Vaughan Grading & Utilities, Inc.	\$11,153.28		
Woodlief's Lawn Care	\$1,380.00		
USDA Debt	\$39,335.31		
State Revolving Fund Debt		\$13,687.65	\$246,377.70
NC Water Systems Assoc., Inc.	\$50,000.00	\$41,292.50	
Deferred Board Member Fees		\$7,800.00	
Signup Deposits (USDA Project)			\$45,200.00
<b>Total</b>	<b>\$181,819.99</b>	<b>\$62,780.15</b>	<b>\$291,577.70</b>

### Monthly Operations Payments - Sept - Oct '18

City of Henderson (Acct. #1143750)	\$6,300.25
City of Henderson (Acct. #888001)	\$1,297.45
Envirolink Billing Invoice #11705	\$8,915.40
Envirolink O&M Invoice #11756	\$1,950.00
Woodlief's Lawn Care Invoice #1453	\$280.00
Utilities (Duke Energy Acct. #3263213609)	\$69.02
Utilities (Duke Energy Acct. #0243532249)	\$30.50
<b>TOTAL</b>	<b>\$18,842.62</b>

### Other Items

KWA Reconciled Bank Account (As of 10/12/2018)	\$18,851.23
Remaining Loan Distribution	\$62,771.54
Final Vance County Loan (up to \$250,000)	\$244,591.53
Final Disbursement from County to KWA at Closing	\$49,083.89

I have carefully reviewed this disbursement schedule and summary and to the best of my knowledge and belief, it is true and accurate statement of all disbursements made in connection with the KWA/VCWD asset purchase agreement and the Vance County Loan. I further certify that all of said disbursements were made at my direction and pursuant to my authority as President of KWA, Inc.

Kittrell Water Association, Inc.

Leonard Hight, President

# ***Water District Board***

# Vance County Water Committee

## Staff Report

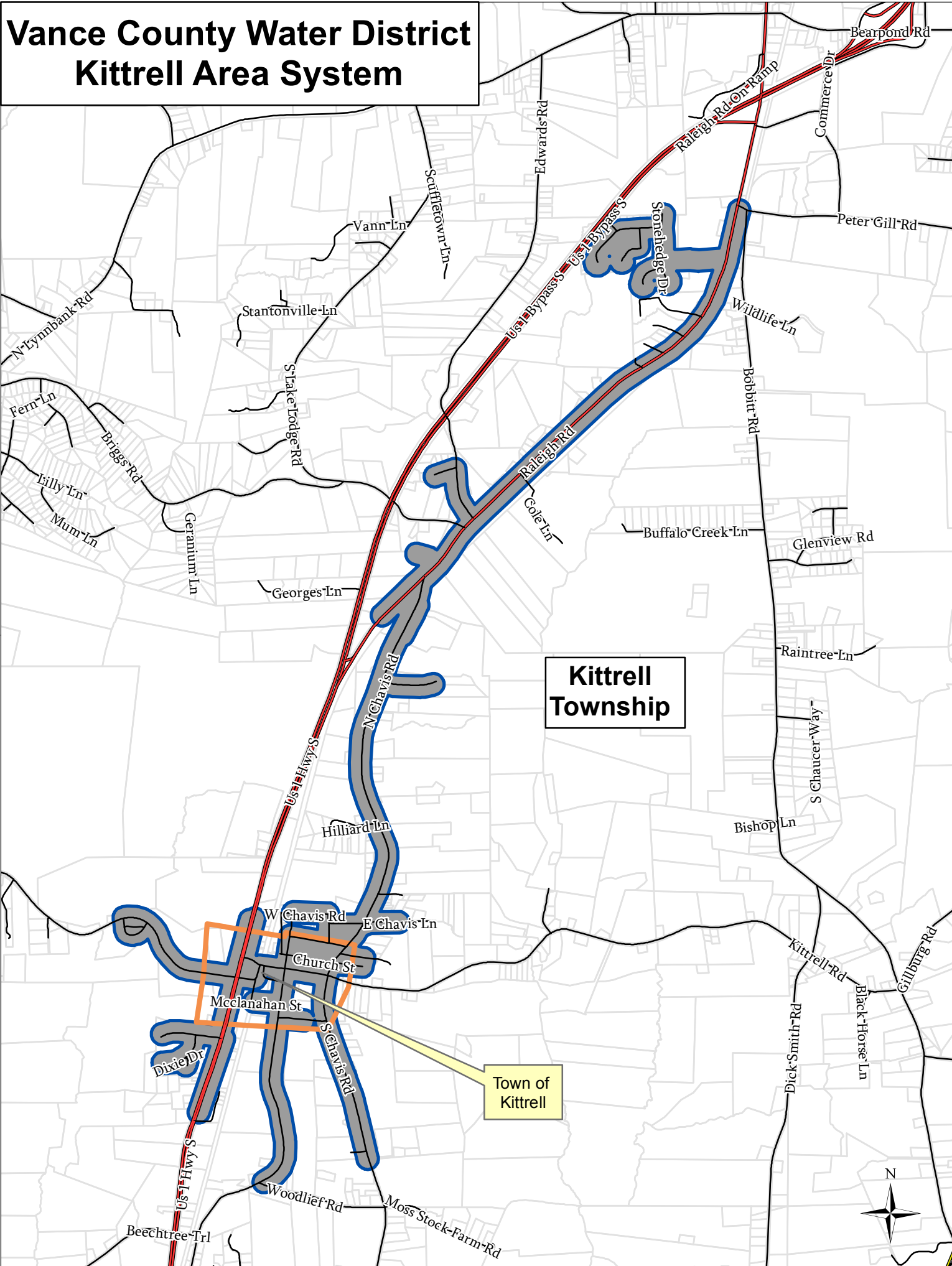
### November 5, 2018

#### **Staff Report**

**Kittrell Water System Consolidation.** Following the Board of Commissioners' final approval of the purchase and acquisition of the Kittrell Water Association assets and water system, it is necessary for the Water District to accept the system, officially consolidate it into the existing Vance County Water District system, and acknowledge operations are handled by Envirolink as per the district's existing Utility Management Service Agreement. As a result of the acquisition, the water district is now the owner of the waterlines, valves, meters, equipment, water tank, two parcels of land and other assets previously owned by the association. For a period of several months, Envirolink will provide separate financial reports for this system until staff is comfortable with revenues matching projections. The state Department of Environmental Quality (public water supply section) will consider the Kittrell system a separate system with a separate ID number and permitting requirements as they do for the phase one and two systems. This will have some impact on the cost of operation with separate sampling costs, annual permit fees and the assignment by the County and Envirolink of an Operator in Responsible Charge (ORC) for the system. We anticipate this may lead to or require amendments to Envirolink's contract in the future.

***Recommendation:** Accept and consolidate the Kittrell Water Association System into the Vance County Water District system to include assigning operations and management to Envirolink as per their existing contract with the water district.*

# Vance County Water District Kittrell Area System



Vance County Water District  
Operations Report  
September 2018

<u>Operations Highlights:</u>	<u>Fiscal Year-to Date</u>	<u>Sept 2018</u>
-------------------------------	----------------------------	------------------

Work Order Completions:

Discolored Water/ Air in lines	2	0
Set Meters	6	0
Replace Meter/ERT	1	2
Remove Meter	1	0
Locate Lines	98	38
Odor In Water / Chlorine Check	5	0
Check Usage / Leaks	37	9
Replace Meter Lid/ Box	0	0
Low pressure/ No Water	2	0
Water Main Break	0	0
Distribute Boil Water Notices	0	0
Distribute Rescind Notices	0	0
Move in / move out	12	5
Phase 1 and 2 construction responses	0	0
Water line repairs	0	0
Actual Shut offs	10	4
Restores	4	1
Cross Connection Checks	5	0
Intent to Serve inspections	0	0
Hydrant/Site Care/Mowing	0	0
Delivered Return Mail	15	0
Water Taps Requests	7	0

Satellite Office Activity:

Information requests	16	10
Bill pays	391	210
Applications received	4	2

Billing Summaries:

June Billing                      05/29/2018 through 06/27/2018  
 1,272 active customers of which 846 were metered services  
 Gallons billed 2,311,035 Average usage 2,732 @ .01033 = \$28.22 plus \$ 30 Base = \$ 58.22

July Billing                      06/27/2018 through 07/31/2018  
 1,276 active customers of which 851 were metered services  
 Gallons billed 2,857,865 Average usage 3,358 @ .01033 = \$34.69 plus \$ 30 base = \$ 64.69

August Billing                      07/31/2018 through 09/04/2018  
 1,272 active customers of which 849 were metered services  
 Gallons billed 2,779,420 Average usage 3,273 @ .01033 = \$33.81 plus \$ 30 base = \$ 63.81

September Billing                      09/04/2018 through 09/30/2018  
 1,272 active customers of which 855 were metered services  
 Gallons billed 2,560,860 Average usage 2,995 @ .01033 = \$30.94 plus \$ 30 Base = \$60.94

Water System Overview:

The current customer count is as follows:

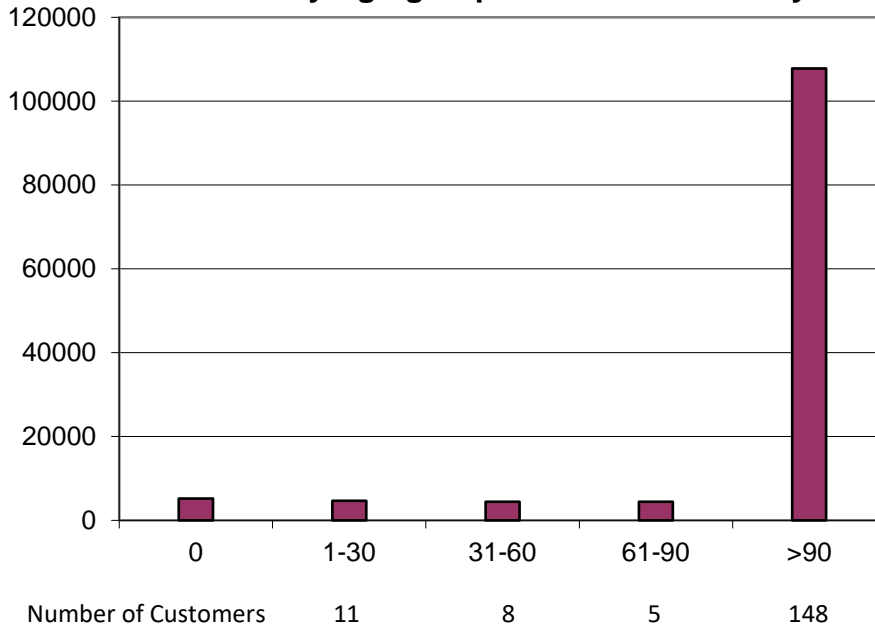
- \* Phase 1 – 667 total customers 207 availability accounts and 460 metered accounts
- \* Phase 2 – 605 total customers 210 availability accounts and 395 metered accounts

There is a total of 1,312 customers committed to the water system, 40 inactive accounts for a total of 1,272 active accounts.  
 The current past due balance amounts are shown on the attached page.



Vance County Water District  
Operations Report  
September 2018

### Availability Aging Report for Vance County



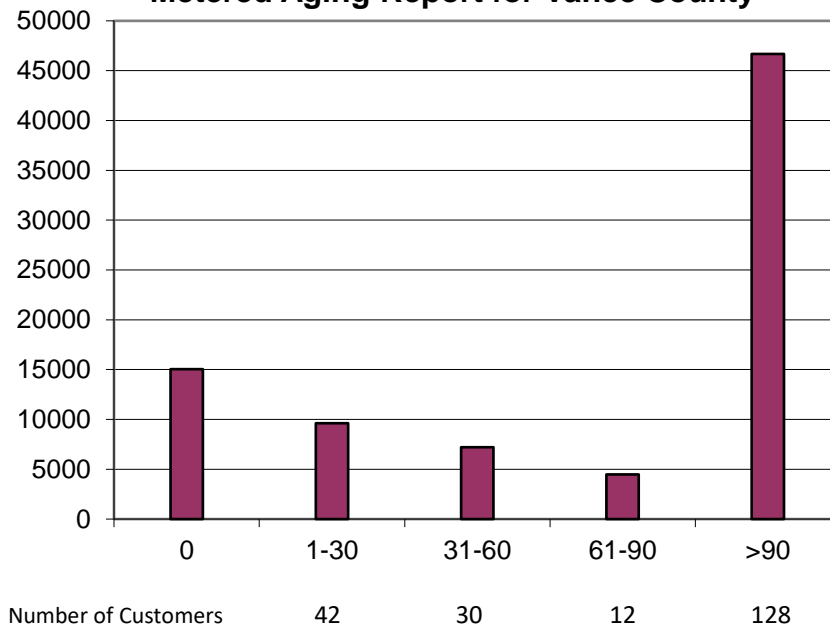
#### Availability Accounts AR\*

Age	Current Month
0	\$ 5,224.87
1-30	\$ 4,672.66
31-60	\$ 4,456.08
61-90	\$ 4,421.71
>90	\$107,830.18

#### Total Availability AR to date

**\$ 126,605.50**

### Metered Aging Report for Vance County



#### Metered Services AR\*

Age	Current Month
0	\$ 15,060.47
1-30	\$ 9,603.65
31-60	\$ 7,223.77
61-90	\$ 4,478.98
>90	\$ 46,671.63

#### Total Metered Services to date

**\$ 83,038.50**

#### Both Accounts

**\$ 209,644.00**

\*

Graph information as of September 30, 2018

# *Consent Agenda Items*

Budget Amendment  
Tax Refunds and Releases  
Minutes

Monthly Reports  
911 Emergency Operations  
Administrative Ambulance Charge-Offs  
Cooperative Extension  
EMS  
Health Department  
Human Resources  
Information Technology  
Planning and Development  
Tax Office  
Veterans Service

**VANCE COUNTY BUDGET AMENDMENT REQUEST**

2018 - 2019 Fiscal Year

A request to amend the 2018-2019 Vance County Budget is hereby submitted to the Vance County Board of Commissioners as follows:

Department Name: Cooperative Extension**Revenue Amendment Request**

ACCOUNT TITLE	ACCOUNT NUMBER	REVENUE INCREASE (DECREASE)
Fund Balance Appropriated	10399-439900	1,323.00

TOTAL REVENUE INCREASE (DECREASE) \$ 1,323.00Reason for Revenue Amendment Request: Carryforward unspent grant funds from the prior fiscal year.**Expenditure Amendment Request**

ACCOUNT TITLE	ACCOUNT NUMBER	EXPENSE INCREASE (DECREASE)
Health Dept. Grant	10605-500299	1,323.00

TOTAL \$ 1,323.00Reason for Expense Amendment Request: See above.

Requested by: \_\_\_\_\_ Date: \_\_\_\_\_

APPROVED:  
VANCE COUNTY BOARD OF COMMISSIONERS  
IN MEETING OF

Reviewed by  
Finance Office \_\_\_\_\_

Kelly Grissom, Clerk  
VANCE COUNTY BOARD OF COMMISSIONERS

# TAX OFFICE REFUND AND RELEASE REPORT FOR SEPTEMBER 2018

TAXPAYER NAME	TAX YR	REAL	PERSONAL	SOLID WASTE FEE	REASON
WILLIAMS DERYLVON	2006	426.43	0	0	foreclosure
WILLIAMS DERYLVON	2007	494.33	0	0	foreclosure
WILLIAMS DERYLVON	2007	426.43	0	0	foreclosure
WILLIAMS DERYLVON	2008	444.20	0	0	foreclosure
WILLIAMS DERYLVON	2008	609.67	0	0	foreclosure
WILLIAMS DERYLVON	2009	445.50	0	0	foreclosure
WILLIAMS DERYLVON	2009	611.46	0	0	foreclosure
WILLIAMS DERYLVON	2010	445.50	0	0	foreclosure
WILLIAMS DERYLVON	2010	611.46	0	0	foreclosure
WILLIAMS DERYLVON	2011	445.57	0	0	foreclosure
WILLIAMS DERYLVON	2011	611.41	0	0	foreclosure
WILLIAMS DERYLVON	2012	445.57	0	0	foreclosure
WILLIAMS DERYLVON	2012	611.41	0	0	foreclosure
WILLIAMS DERYLVON	2013	456.98	0	0	foreclosure
WILLIAMS DERYLVON	2013	627.06	0	0	foreclosure
MARROW VICTOR H	2014	818.86	0	105.00	foreclosure
WILLIAMS DERYLVON	2014	460.24	0	0	foreclosure
WILLIAMS DERYLVON	2014	631.53	0	0	foreclosure
MARROW VICTOR H	2015	818.86	0	105.00	foreclosure
WILLIAMS DERYLVON	2015	460.24	0	0	foreclosure
WILLIAMS DERYLVON	2015	631.53	0	0	foreclosure
MARROW VICTOR H	2016	953.06	0	105.00	foreclosure
WILLIAMS DERYLVON	2016	279.72	0	0	foreclosure
WILLIAMS DERYLVON	2016	252.32	0	0	foreclosure
KITTRELL BAPTIST CHURCH	2017	79.20	0	0	cemetery
MARROW VICTOR H	2017	953.06	0	105.00	foreclosure
WILLIAMS DERYLVON	2017	279.72	0	0	foreclosure
WILLIAMS DERYLVON	2017	252.32	0	0	foreclosure
CHAMP MARY A & OTHERS	2018	218.84	0	0	correct/grant ex
CROWELL THOMAS ANDREW III	2018	0	1,230.94	0	pers prop billed
DAVIS JAMES T	2018	262.47	0	0	correct/grant ex
FLOYD ANNIE LOUISE	2018	0	108.71	0	correct/grant ex
GARNETT STREET INVESTMENTS LLC	2018	594.00	0	0	val adj for pres
GILL WANDA PENDERGRASS	2018	0	97.74	0	pers prop billed
HARRIS GREGORY W	2018	0	0	112.00	remove solid was
HOUSE DANNY C	2018	107.11	0	0	val adj for pres
HOUSE DANNY C	2018	1170.16	0	0	val adj for pres
J W YOUNT CORPORATION	2018	0	41.69	0	pers prop billed
J W YOUNT CORPORATION	2018	0	9.83	0	pers prop billed

TAXPAYER NAME	TAX YR	REAL	PERSONAL	SOLID WASTE FEE	REASON
J W YOUNT CORPORATION	2018	0	6.49	0	pers prop billed
KITTRELL BAPTIST CHURCH	2018	80.73	0	0	cemetery
MARROW VICTOR H	2018	324.10	0	0	foreclosure
MITCHELL LUCY	2018	963.25	0	112.00	real prop - bill
RAMSEY DANIEL JAKE	2018	0	9.34	0	pers prop billed
ROYSTER VALERIE C	2018	882.40	0	0	correct/grant ex
WILLIAMS DERYLVON	2018	279.72	0	0	foreclosure
WILLIAMS DERYLVON	2018	252.32	0	0	foreclosure
AAA GAS AND APPLIANCES INC	2019	0	127.94	0	mass abatement b
ALLEN JOSHUA GLYNN	2019	0	21.56	0	mass abatement b
ALLEN WILLIAM THOMAS	2019	0	11.22	0	mass abatement b
ALLGOOD EDWARD LUCIOUS	2019	0	6.44	0	mass abatement b
AMOAHA CLAUDIA DENISE	2019	0	57.51	0	mass abatement b
ANDERSON DARION SILAS	2019	0	29.70	0	mass abatement b
ANDERSON ROBIN MCKINLEY	2019	0	54.69	0	mass abatement b
AVENT PRECIOUS LATOYA	2019	0	50.37	0	mass abatement b
AVENT PRECIOUS LATOYA	2019	0	54.52	0	mass abatement b
BAGLEY ANDREA SHARREL	2019	0	13.77	0	mass abatement b
BAILEY BRYAN KEITH	2019	0	7.47	0	mass abatement b
BARNES DAVID ANTOINE	2019	0	38.30	0	mass abatement b
BARNES ROMONA UNA	2019	0	2.96	0	mass abatement b
BASKERVILLE TENEILLE EARL	2019	0	179.03	0	mass abatement b
BASS ANGEL NICOLE	2019	0	8.07	0	mass abatement b
BATCHELOR TERENCE LAMONT	2019	0	22.05	0	mass abatement b
BECKHAM LARRY THOMAS JR	2019	0	5.61	0	mass abatement b
BERGERON GERARD OLIER	2019	0	2.98	0	mass abatement b
BOLTON DUSTIN BRICE	2019	0	14.50	0	mass abatement b
BOYD CLOVERDALE FARMS LLC	2019	0	110.34	0	mass abatement b
BOYD CLOVERDALE FARMS LLC	2019	0	242.51	0	mass abatement b
BOYD JANICE ROBINSON	2019	0	9.59	0	mass abatement b
BRAMMER JANET CATHERINE	2019	0	61.13	0	mass abatement b
BRANCHE LIONEL TYRONE	2019	0	3.77	0	mass abatement b
BRIDGES JIMMIE CLIFTON	2019	0	8.53	0	mass abatement b
BROWN PATRICE SHAVONE	2019	0	47.04	0	mass abatement b
BROWN WINFRED DAVID	2019	0	18.74	0	mass abatement b
BULLOCK ERNEST EDWARD III	2019	0	11.33	0	mass abatement b
BUTLER TERESA	2019	0	102.38	0	mass abatement b
CAROLINA CONSTRUCTION & REMODE	2019	0	117.47	0	mass abatement b
CARRILLO MARTINEZ GUILLERMO	2019	0	3.25	0	mass abatement b
CHAMPION SHREE PHELPS	2019	0	12.73	0	mass abatement b

TAXPAYER NAME	TAX YR	REAL	PERSONAL	SOLID WASTE FEE	REASON
CHEEK SYLVESTER JR	2019	0	3.84	0	mass abatement b
CHURCH MICHAEL NORMAN	2019	0	351.22	40.00	mass abatement b
CLARK SANDRA KAY	2019	0	5.67	0	mass abatement b
CLAYTON JAMES DALE	2019	0	25.29	0	mass abatement b
COLEMAN SHIRLEY HOPE	2019	0	21.73	0	mass abatement b
COLLIER DANIEL RAY	2019	0	30.64	0	mass abatement b
CONSTANTINO-SANCHEZ JUAN ANTON	2019	0	5.47	0	mass abatement b
CRAWFORD CHARLES BERNARD	2019	0	461.09	40.00	mass abatement b
CREWS PATRICK JR	2019	0	18.69	0	mass abatement b
DANIEL GERALD CLAIBORNE	2019	0	26.44	0	mass abatement b
DANIEL MICHAEL THOMAS	2019	0	14.26	0	mass abatement b
DANIELS LORI MARROW	2019	0	9.93	0	mass abatement b
DAVIDSON DASHIA CYNTHIA	2019	0	178.78	0	mass abatement b
DAVIS ILONA YVONNE	2019	0	77.05	0	mass abatement b
DAVIS JAMES ERNEST	2019	0	3.09	0	mass abatement b
DAVIS KATRINA STEVENSON	2019	0	8.80	0	mass abatement b
DAVIS LINDA VANN	2019	0	10.88	0	mass abatement b
DENTON MICHAEL LYNN	2019	0	11.83	0	mass abatement b
DREAM HOMES SETUP AND SERVICES	2019	0	52.23	0	mass abatement b
EATON JONAH MARSHALL JR	2019	0	44.37	0	mass abatement b
EDWARDS BOBBY CRAIG	2019	0	11.02	0	mass abatement b
ELLINGTON EARL WAYNE	2019	0	3.56	0	mass abatement b
EPPE WENDY WARRING	2019	0	92.27	0	mass abatement b
EVANS SCOTTY ONEIL	2019	0	23.11	0	mass abatement b
FEHR DAVID EDWIN III	2019	0	7.11	0	mass abatement b
FISHER RUBY PARHAM	2019	0	17.79	0	mass abatement b
FOSTER NATHANIEL	2019	0	331.82	0	mass abatement b
FOUTS MATTHEW JOHN-EARL	2019	0	97.49	0	mass abatement b
FRANCIS SAMANTHA NICOLE	2019	0	3.67	0	mass abatement b
GALES DEMEATRIC PATRICE	2019	0	7.06	0	mass abatement b
GARCIA MARTINEZ ROOGEL NEREO	2019	0	11.12	0	mass abatement b
GILL DENNIS RAY	2019	0	3.19	0	mass abatement b
GILLIAM NICOLE LOUISE	2019	0	12.38	0	mass abatement b
GLOVER ROBERT CREWS JR	2019	0	8.30	0	mass abatement b
GREATER REFUGE CHURCH OFCHRIST	2019	0	20.57	0	mass abatement b
GREGORY ANITA DEWANDA	2019	0	12.64	0	mass abatement b
GRIFFIN JARED ALEXANDER-WORTH	2019	0	28.47	0	mass abatement b
GRIFFIN RAYMOND HAROLD	2019	0	14.06	0	mass abatement b
GRISSOM DIANE BUCHAN	2019	0	5.83	0	mass abatement b
GRISSOM MICHAEL ANTHONY	2019	0	6.54	0	mass abatement b

TAXPAYER NAME	TAX YR	REAL	PERSONAL	SOLID WASTE FEE	REASON
HANKS RYSHAWN DEMAR	2019	0	12.54	0	mass abatement b
HARGROVE ANNIE DELORIS	2019	0	11.48	0	mass abatement b
HARGROVE ERIC JERMAN	2019	0	8.59	0	mass abatement b
HARGROVE HAROLD EDWARD JR	2019	0	45.33	0	mass abatement b
HARGROVE LINDA ALLEN	2019	0	24.24	0	mass abatement b
HARGROVE SAMUEL	2019	0	13.32	0	mass abatement b
HARGROVE SAMUEL	2019	0	22.94	0	mass abatement b
HARRIS CORETTA DAYE	2019	0	67.32	20.00	mass abatement b
HARRIS CORETTA DAYE	2019	0	11.25	20.00	mass abatement b
HARRIS JAKEA NICOLE	2019	0	65.12	0	mass abatement b
HAWKINS DERRICK OLANDO	2019	0	23.38	0	mass abatement b
HAWKINS LATRENDIA PERRY	2019	0	8.63	0	mass abatement b
HAYES CARLTON LEROY	2019	0	7.67	0	mass abatement b
HAYES CARLTON LEROY	2019	0	11.16	0	mass abatement b
HEDRICK VICTOR COLEMAN	2019	0	5.87	0	mass abatement b
HEISLER FREDERICK JR	2019	0	56.78	0	mass abatement b
HENDERSON THOMAS TEREELL	2019	0	23.50	0	mass abatement b
HENDERSON TRENTON MAURICE	2019	0	45.08	0	mass abatement b
HENNESSEY MICHAEL BRIAN	2019	0	10.30	0	mass abatement b
HENRY JAN-MICHAEL	2019	0	20.33	0	mass abatement b
HENRY SHAWN OBRIAN	2019	0	20.42	0	mass abatement b
HICKS LYDIA ANN	2019	0	46.87	0	mass abatement b
HIGGS ABRIANA ENESHA-LOLITA	2019	0	12.38	0	mass abatement b
HOLDER SHEILA AYSCUE	2019	0	19.47	0	mass abatement b
HOPE JAMES THOMAS	2019	0	26.05	0	mass abatement b
JACOBS DAVID WARREN	2019	0	234.61	0	mass abatement b
JACOBS JESICA SHAMBLIN	2019	0	11.06	0	mass abatement b
JOHNSON HARLEE III	2019	0	49.68	0	mass abatement b
JOHNSON THORNTON JR	2019	0	47.97	0	mass abatement b
JONES CHANTEL GAYDOWAH	2019	0	18.02	0	mass abatement b
JONES DAVID TURNER	2019	0	21.98	0	mass abatement b
JONES EARL DARNELL	2019	0	12.55	0	mass abatement b
JONES JOHN LINTON	2019	0	5.50	0	mass abatement b
JONES KEVIN KYLE	2019	0	25.78	0	mass abatement b
JONES PEARSON JR	2019	0	19.67	0	mass abatement b
JONES QUENTION PERICE	2019	0	65.86	0	mass abatement b
JORDAN PATRICIA GILL	2019	0	73.19	0	mass abatement b
KEARNEY CHRISTOPHER	2019	0	2.96	0	mass abatement b
KEARNEY JAMES EDWARD	2019	0	4.87	0	mass abatement b
KEARNEY MATTIE TARRY	2019	0	7.54	0	mass abatement b



TAXPAYER NAME	TAX YR	REAL	PERSONAL	SOLID WASTE FEE	REASON
KEITH JENEISHA ARIE	2019	0	18.42	0	mass abatement b
KELLEY ROBERT MAXWELL JR	2019	0	12.86	0	mass abatement b
KNIGHT BARBARA WEATHERINGTON	2019	0	23.24	0	mass abatement b
LEON MANUEL TIRADO	2019	0	6.36	0	mass abatement b
LEREW SCOTT LAWRENCE	2019	0	11.62	0	mass abatement b
LEREW SCOTT LAWRENCE	2019	0	9.22	0	mass abatement b
LEWIS BOLLAR JR	2019	0	12.18	0	mass abatement b
LEWIS JEAN DAVIS	2019	0	16.85	0	mass abatement b
LEWIS SHIRLEY ANN	2019	0	25.41	0	mass abatement b
LOPEZ GABRIEL ROBLES	2019	0	10.64	0	mass abatement b
LOPEZ JOSE CARLOS	2019	0	22.63	0	mass abatement b
LOWRY BRANDY DAWN	2019	0	9.73	0	mass abatement b
LUCAS SHARON PERRY	2019	0	22.50	0	mass abatement b
MACEDONIO ABEL HERNANDEZ	2019	0	46.62	20.00	mass abatement b
MANGUM MALCOLM ATHERTON	2019	0	13.95	20.00	mass abatement b
MARTINEZ MIGUEL ANGEL	2019	0	9.87	0	mass abatement b
MCCLURE STACY WATKINS	2019	0	15.46	0	mass abatement b
MCDANIEL EARL RAY JR	2019	0	103.30	20.00	mass abatement b
MCDONALD ARICK RODERICK	2019	0	44.98	0	mass abatement b
MEAD DALE RAE	2019	0	16.83	0	mass abatement b
MILLER ELLA WINFORD	2019	0	29.84	0	mass abatement b
MITCHELL LESLIE	2019	0	59.00	40.00	mass abatement b
MITCHELL TURNER EUGENE	2019	0	55.47	0	mass abatement b
MONTES MARIA DEL ROSARIO NONAT	2019	0	19.52	0	mass abatement b
MOSS RODNEY RILEY	2019	0	3.67	0	mass abatement b
NILE CORNELIUS LAMONT	2019	0	4.28	0	mass abatement b
NORDMAN DONNA MARIE	2019	0	59.41	0	mass abatement b
NORDMAN DONNA MARIE	2019	0	75.90	0	mass abatement b
NORWOOD CHRISTY MONIQUE	2019	0	22.39	0	mass abatement b
OWENS KEITH STANLEY	2019	0	15.36	0	mass abatement b
PARRISH JERRY ROGERS JR	2019	0	4.50	0	mass abatement b
PEGAM SUSAN DANIEL	2019	0	13.16	0	mass abatement b
PENDERGRASS LUTHER FURMAN	2019	0	18.57	0	mass abatement b
PERRY BENNIE	2019	0	12.50	0	mass abatement b
PERRY BENNIE JR	2019	0	10.54	0	mass abatement b
PERRY LAKENYA DANIELLE	2019	0	37.13	0	mass abatement b
PERRY TAKAYLAH DYSHE	2019	0	52.49	0	mass abatement b
PHILLIPS CHARLES JOHN II	2019	0	13.87	0	mass abatement b
PUGH JOHN ROBERT	2019	0	53.52	0	mass abatement b
PULLEY CHRISTOPHER LAWRENCE	2019	0	6.64	0	mass abatement b

TAXPAYER NAME	TAX YR	REAL	PERSONAL	SOLID WASTE FEE	REASON
RAINEY CALVIN	2019	0	25.57	0	mass abatement b
RAINEY RONALD JR	2019	0	3.04	0	mass abatement b
RAMSEY SHERRY LYNN	2019	0	45.70	0	mass abatement b
RICE KTANYA EADDY	2019	0	10.03	0	mass abatement b
RICHARDSON TRAVIS TERRELL	2019	0	33.25	0	mass abatement b
RICKS DERRICK ANTWON	2019	0	19.71	0	mass abatement b
ROBERTSON FRED	2019	0	12.24	0	mass abatement b
ROBINSON BETTY SEATE	2019	0	29.58	0	mass abatement b
ROBINSON JADE TASHAWN	2019	0	73.05	0	mass abatement b
ROBINSON RICKY MCKINLEY	2019	0	24.27	0	mass abatement b
ROBLES GUSTAVO LOPEZ	2019	0	75.53	0	mass abatement b
RODRIGUEZ CAROLINA PANIAGUA	2019	0	16.90	0	mass abatement b
RODWELL QUINCEY LEE	2019	0	15.22	0	mass abatement b
ROESNER TAMELA BOYD	2019	0	16.14	0	mass abatement b
ROGERS LARRY THOMAS	2019	0	7.78	0	mass abatement b
RUSSELL DEMAURA HAWKINS	2019	0	448.08	0	mass abatement b
SCOTT TERRY DEVONYA	2019	0	55.67	0	mass abatement b
SEAMAN STEPHEN DANIEL	2019	0	67.88	0	mass abatement b
SEAWARD SACAJAW OLANDAR	2019	0	4.97	0	mass abatement b
SHORT BETTY TART	2019	0	25.85	0	mass abatement b
SHORT LENWOOD LEWIS JR	2019	0	24.55	0	mass abatement b
SHORT WILTON LEE JR	2019	0	23.95	0	mass abatement b
SHORT WILTON LEE JR	2019	0	11.75	0	mass abatement b
SHOULDERS ERICA STAINE	2019	0	12.31	0	mass abatement b
SLEMP BILLY GENE III	2019	0	5.33	0	mass abatement b
SMALL JAMES STUART	2019	0	6.10	0	mass abatement b
SPENCER JAMES KADE III	2019	0	3.84	0	mass abatement b
SPRIGGS TARA NICOLE	2019	0	18.36	0	mass abatement b
SPRUILL PATRICK LARSON	2019	0	3.38	0	mass abatement b
STAINBACK PAUL JERALD	2019	0	131.11	0	mass abatement b
STANLEY ROBERT DANIEL	2019	0	32.11	0	mass abatement b
STEIGER DOUGLAS JAMES	2019	0	7.98	0	mass abatement b
STEVENSON BOBBY ALTON	2019	0	3.72	0	mass abatement b
SULYANS HONDO NAKIA	2019	0	11.87	0	mass abatement b
SULYANS HONDO NAKIA	2019	0	15.14	0	mass abatement b
TAYLOR GARY	2019	0	83.01	0	mass abatement b
TAYLOR LARRY	2019	0	16.31	0	mass abatement b
TERRY ADOLPH	2019	0	39.88	0	mass abatement b
TERRY GEORGE JR	2019	0	6.97	0	mass abatement b
TERRY MALRAY BULLOCK	2019	0	9.99	0	mass abatement b

TAXPAYER NAME	TAX YR	REAL	PERSONAL	SOLID WASTE FEE	REASON
TERRY STERLING MCKINLEY SR	2019	0	12.14	0	mass abatement b
THOMAS ALFREDA ELIZABETH	2019	0	77.05	0	mass abatement b
THOMPSON HAROLD GENE SR	2019	0	10.82	0	mass abatement b
THOMPSON JAMES LAMONT	2019	0	6.57	0	mass abatement b
THOMPSON MATTHEW RYAN	2019	0	3.21	0	mass abatement b
THORPE SULAR EATON	2019	0	30.68	0	mass abatement b
TOWNES SAMUEL MCDONALD	2019	0	3.74	0	mass abatement b
TREMBLE STANLEY	2019	0	76.15	0	mass abatement b
TURNER BRANDY WILLIAMS	2019	0	56.04	0	mass abatement b
TURNER TANISHA SYMOAN	2019	0	14.80	0	mass abatement b
VANN JAMES EDWARD III	2019	0	6.28	0	mass abatement b
VANN KELIA SHEJUAN	2019	0	27.58	0	mass abatement b
VANZANDT JOHN EDWARD	2019	0	35.15	0	mass abatement b
VASS JUANITA ALSTON	2019	0	18.12	0	mass abatement b
VELAZQUEZ RUBEN	2019	0	16.83	0	mass abatement b
WALSH SHERRY AYSUCUE	2019	0	13.42	0	mass abatement b
WASHINGTON GENE MCKINNEY	2019	0	10.99	0	mass abatement b
WATSON BEVERLY JEAN	2019	0	13.43	0	mass abatement b
WEST TROY GENE JR	2019	0	121.97	0	mass abatement b
WHITE CYNTHIA MCCREARY	2019	0	96.98	0	mass abatement b
WILLIAMS CLAUDE JR	2019	0	74.57	80.00	mass abatement b
WILLIAMS DARYL JAVON	2019	0	9.48	0	mass abatement b
WILLIAMS POSILETTE CHIFFAUN	2019	0	13.48	0	mass abatement b
WILLIAMS SHARON AURELIA	2019	0	23.04	0	mass abatement b
WILLIAMSON DANNON CHAUWN	2019	0	35.39	0	mass abatement b
WILSON FRANK ERNEST	2019	0	12.42	0	mass abatement b
WINSTEAD ADRIAN LINWOOD	2019	0	32.64	0	mass abatement b
YATES THOMAS BENJAMIN JR	2019	0	6.04	0	mass abatement b
YOUNT KELLY FRANCES	2019	0	10.54	0	mass abatement b
		19718.74	9,630.90		
TOTAL REFUNDS AND RELEASES	29349.64				

**HENDERSON-VANCE COUNTY 911**
**NUMBER OF CALLS REPORT BY COMPLAINT (ALL UNITS)**
**TOTAL**
**6,536**
**TIME PERIOD:09/25/2018 00:00:01 Through 10/30/2018 23:59:59**

DEPARTMENT	COMMENT	TOTAL	COUNTY	CITY	STATE	OTHER
AFTON VOLUNTEER FIRE DEPARTMENT	County VFD Dispatch	1	1			
AMERICAN RED CROSS	Other Dispatch	2				2
BEARPOND VOLUNTEER FIRE DEPARTMENT	County VFD Dispatch	62	62			
BERTIE AMUBLANCE SERVICE	City & County Dispatch	8				8
COKEBURY VOLUNTEER FIRE DEPARTMENT	County VFD Dispatch	26	26			
CSX RAILROAD	Other Dispatch	5				5
DREWRY VOLUNTEER FIRE DEPARTMENT	County VFD Dispatch	16	16			
CENTURYLINK	Other Dispatch	0				0
DUKE ENERGY	Other Dispatch	27				27
EPSOM VOLUNTEER FIRE DEPARTMENT	County VFD Dispatch	16	16			
HENDERSON FIRE DEPARTMENT	City Dispatch	392		392		
HENDERSON POLICE DEPARTMENT	City Dispatch	2381		2381		
HENDERSON STREET DEPT	City Dispatch	6		6		
HENDERSON WATER DEPARTMENT	City Dispatch	17		17		
HICKSBORO VOLUNTEER FIRE DEPARTMENT	County VFD Dispatch	27	27			
KITTRELL VOLUNTEER FIRE DEPARTMENT	County VFD Dispatch	42	42			
NORTH CAROLINA DEPT OF PARKS	State Dispatch	1			1	
NORTH CAROLINA DEPT OF TRANSPORTATION	State Dispatch	23			23	
NORTH CAROLINA DIVISION OF MOTOR VEHICLES	State Dispatch	0			0	
NORTH CAROLINA FORESTRY SERVICE	State Dispatch	1			1	
NORTH CAROLINA MEDICAL EXAMINER	State Dispatch	1			1	
NORTH CAROLINA PROBATION & PAROLE	State Dispatch	3			3	
NORTH CAROLINA STATE HIGHWAY PATROL	State Dispatch	71			71	
NORTH CENTRAL MEDICAL TRANSPORTS	City & County Dispatch	5	5			
NORTH CAROLINA WILDLIFE	State Dispatch	1			1	
PUBLIC SERVICE GAS	Other Dispatch	1				1
RIDGEWAY VOLUNTEER FIRE DEPARTMENT	County VFD Dispatch	0	0			
TOWNSVILLE VOLUNTEER FIRE DEPARTMENT	County VFD Dispatch	14	14			
VANCE COUNTY AMBULANCE SERVICE (EMS)	City & County Dispatch	724	295	429		
VANCE COUNTY ANIMAL CONTROL	County Dispatch	82	82			
VANCE CO DEPT OF SOCIAL SERVICES	County Dispatch	12	12			
VANCE COUNTY EMERGENCY MANAGEMENT	City & County Dispatch	28	28			
VANCE COUNTY FIRE DEPARTMENT	County Dispatch/FIRE	136	136			
VANCE COUNTY FIRE MARSHALL	County Dispatch/FIRE	1	1			
VANCE COUNTY MAGISTRATE OFFICE	Other Dispatch	4				4
VANCE COUNTY RESCUE SQUAD	County Dispatch	36	36			
VANCE COUNTY SHERIFF DEPARTMENT	County Dispatch	2334	2334			
WAKE ELECTRIC	County Dispatch	0	0			
WATKINS VOLUNTEER FIRE DEPARTMENT	County VFD Dispatch	30	30			
<b>TOTALS</b>		<b>6536</b>	<b>3163</b>	<b>3225</b>	<b>101</b>	<b>47</b>

Signature:



Prepared by: Vivian E. Lassiter, Training Supervisor

Signature:



Reviewed by: Brian K. Short, Director

10/31/2018

**VANCE COUNTY E911****156 CHURCH ST STE 002 HENDERSON , NC 27536****CFS Time Summary By Department Type****09/25/2018 00:00 - 10/30/2018 23:59****EMS**

Department	Total CFS	Avg Units	Min CFS	Max CFS	Avg CFS	Total Time
BERTIE AMBULANCE SERVICE	8	1	00:04:31	01:29:55	00:49:19	6:34:38
NORTH CENTRAL MEDICAL TRANSPORT	5	1	00:08:34	01:07:33	00:41:18	3:26:32
VANCE COUNTY EMS	724	2	00:00:06	06:36:24	00:44:40	539:07:14
<b>Totals: 3</b>	<b>737</b>					

**FIR**

Department	Total CFS	Avg Units	Min CFS	Max CFS	Avg CFS	Total Time
AFTON ELBERON FIRE DEPARTMENT	1	3	02:37:36	02:37:36	02:37:36	2:37:36
BEARPOND FIRE DEPARTMENT	62	2	00:00:15	04:53:34	00:30:08	31:08:31
COKEBURY FIRE DEPARTMENT	26	2	00:00:11	06:25:00	00:46:29	20:08:38
DREWRY FIRE DEPARTMENT	16	2	00:03:34	02:51:07	00:31:12	8:19:21
EPSOM FIRE DEPARTMENT	16	1	00:07:21	01:16:01	00:20:39	5:30:34
FORESTRY	1	2	01:17:07	01:17:07	01:17:07	1:17:07
HENDERSON FIRE DEPARTMENT	392	2	00:00:02	07:45:45	00:20:00	130:45:13
HICKSBORO FIRE DEPARTMENT	27	1	00:00:10	01:28:55	00:26:00	11:42:03
KITRELL FIRE DEPARTMENT	42	2	00:00:24	02:56:49	00:26:06	18:16:41
TOWNSVILLE FIRE DEPARTMENT	14	2	00:05:12	01:28:57	00:33:45	7:52:36
VANCE COUNTY FIRE DEPARTMENT	136	2	00:00:20	06:06:14	00:25:30	57:48:09
VANCE COUNTY FIRE MARSHAL	1	1	01:34:47	01:34:47	01:34:47	1:34:47
WATKINS FIRE DEPARTMENT	30	1	00:00:04	01:31:35	00:20:55	10:27:49
<b>Totals: 13</b>	<b>764</b>					

**OTH**

Department	Total CFS	Avg Units	Min CFS	Max CFS	Avg CFS	Total Time
AMERICAN RED CROSS	2	1	01:03:34	01:30:12	01:16:53	2:33:46
CSX RAILROAD	5	1	00:00:21	02:21:14	00:30:45	2:33:48
DEPARTMENT OF TRANSPORTATION	23	1	00:00:07	01:54:17	00:23:12	8:53:41
DUKE POWER	27	1	00:00:05	05:06:22	00:34:45	15:38:23
HIGHWAY PATROL	71	1	00:00:05	01:52:19	00:25:17	29:55:35
KERR LAKE PARK RANGERS	1	1	00:40:23	00:40:23	00:40:23	0:40:23
MAGISTRATE	4	1	00:00:28	01:38:14	00:44:51	2:59:24

**OTH**

Department	Total CFS	Avg Units	Min CFS	Max CFS	Avg CFS	Total Time
MEDICAL EXAMINER	1	1	01:57:00	01:57:00	01:57:00	1:57:00
PROBATION	3	1	00:06:27	00:18:23	00:12:40	0:38:00
PUBLIC SERVICE NATURAL GAS	1	1	05:02:11	05:02:11	05:02:11	5:02:11
STREET DEPARTMENT	6	1	00:00:16	00:27:31	00:06:16	0:37:41
VANCE CO EM	28	1	00:00:15	00:40:38	00:09:43	4:32:21
VANCE COUNTY ANIMAL CONTROL	82	1	00:00:05	05:50:18	00:29:01	39:40:03
VANCE COUNTY SOCIAL SERVICES	12	1	00:00:03	02:29:17	00:18:03	3:38:44
WATER DEPARTMENT	17	1	00:00:05	01:31:21	00:10:20	2:55:55
WILDLIFE RESOURCES COMMISSION	1	1	00:00:14	00:00:14	00:00:14	0:00:14
<b>Totals:</b>	<b>16</b>	<b>284</b>				

**POL**

Department	Total CFS	Avg Units	Min CFS	Max CFS	Avg CFS	Total Time
HENDERSON POLICE DEPARTMENT	2381	1	00:00:03	07:59:27	00:24:27	970:54:19
<b>Totals:</b>	<b>1</b>	<b>2381</b>				

**RES**

Department	Total CFS	Avg Units	Min CFS	Max CFS	Avg CFS	Total Time
VANCE COUNTY RESCUE SQUAD	36	2	00:04:40	05:06:52	00:48:44	29:14:55
<b>Totals:</b>	<b>1</b>	<b>36</b>				

**SHE**

Department	Total CFS	Avg Units	Min CFS	Max CFS	Avg CFS	Total Time
VANCE COUNTY SHERIFF'S OFFICE	2334	1	00:00:03	10:50:37	00:24:18	945:41:01
<b>Totals:</b>	<b>1</b>	<b>2334</b>				

**VANCE COUNTY E911**  
**156 CHURCH ST STE 002 HENDERSON , NC 27536**

CFS Time Summary By CallType  
09/25/2018 00:00 - 10/30/2018 23:59

CallType	CFS Count	Minimum	Maximum	Average	Total Time	Percentage
	3	0:04:20	0:31:08	0:15:36	0:46:49	0.029
911 HANGUP	105	0:00:25	1:11:34	0:18:26	32:16:17	1.191
ABANDONED VEHICLE	3	0:12:22	0:57:10	0:27:20	1:22:02	0.05
ABDOMINAL PAIN/PROBLEMS	17	0:22:22	1:28:39	0:51:11	14:30:07	0.535
ALARM - RESIDENCE/BUSINESS	483	0:01:34	1:51:17	0:19:51	159:54:40	5.901
ALARM (FIRE RELATED)	56	0:02:16	2:18:11	0:23:27	21:53:28	0.808
ALLERGIES (REACTIONS/ENVENOMATIONS)	9	0:05:59	1:13:05	0:37:09	5:34:29	0.206
ANIMAL BITES/ATTACKS	4	0:00:58	1:10:54	0:36:11	2:24:46	0.089
ANIMAL COMPLAINT	81	0:01:52	5:54:00	0:29:42	40:06:02	1.48
ARMED ROBBERY	3	0:52:15	4:20:21	2:16:34	6:49:44	0.252
ARMED SUSPECT	8	0:05:20	2:10:13	0:43:56	5:51:31	0.216
ASSAULT	45	0:01:13	2:50:57	0:39:06	29:19:45	1.082
ASSAULT/SEXUAL ASSAULT/STUN GUN	10	0:00:44	1:19:27	0:36:47	6:07:54	0.226
ASSIST ANOTHER AGENCY	25	0:00:49	3:37:55	0:35:58	14:59:25	0.553
ASSIST MOTORIST	48	0:01:29	1:33:42	0:19:25	15:32:07	0.573
BACK PAIN(NON-TRAUMATIC/NON- RECENT TRAUMA)	10	0:31:23	1:35:33	0:50:15	8:22:30	0.309
BREAKING/ENTERING MOTOR VEHICLE	16	0:00:55	1:49:46	0:36:29	9:43:50	0.359
BREATHING PROBLEMS	101	0:01:47	2:46:24	0:53:08	89:27:54	3.302
BURGLARY	49	0:09:21	1:55:33	0:44:06	36:01:00	1.329
BURNS (SCALDS)/EXPLOSION(BLAST)	1	0:57:44	0:57:44	0:57:44	0:57:44	0.036
CARDIAC/RESPIRATORY ARREST/DEATH	11	0:46:27	2:34:24	1:45:55	19:25:13	0.717
CARELESS/WRECKLESS DRIVER	62	0:02:16	2:10:31	0:19:31	20:10:22	0.744
CHASE	2	0:25:38	2:11:35	1:18:36	2:37:13	0.097
CHEST PAINS/CHEST DISCOMFORT (NON-TRAUMATIC)	70	0:01:07	2:22:13	0:52:49	61:37:34	2.274
CHILD ABUSE	5	0:01:03	1:40:49	0:35:57	2:59:49	0.111
CHOKING	5	0:19:23	1:23:56	0:49:12	4:06:03	0.151
CITIZENS ASSIST/SERVICE CALL	33	0:03:40	0:52:24	0:21:04	11:35:14	0.428
CIVIL DISTURBANCE	77	0:00:58	1:18:28	0:26:48	34:24:03	1.27



CallType	CFS Count	Minimum	Maximum	Average	Total Time	Percentage
COMMUNICATING THREATS/HARASSMENT	76	0:03:10	1:39:38	0:29:02	36:46:40	1.357
CONVULSIONS/SEIZURES	35	0:05:52	3:10:43	0:49:00	28:35:09	1.055
DIABETIC PROBLEMS	12	0:21:14	1:04:05	0:41:46	8:21:20	0.308
DIRECT TRAFFIC	12	0:00:52	3:37:54	0:46:03	9:12:38	0.34
DISORDERLY SUBJECT	99	0:01:52	2:00:37	0:25:04	41:22:41	1.527
DOMESTIC PROBLEMS	109	0:01:10	2:34:30	0:31:36	57:25:45	2.119
DOMESTIC PROBLEMS W/ WEAPONS	1	0:07:50	0:07:50	0:07:50	0:07:50	0.005
DOMESTIC VIOLENCE ORDER	3	0:00:33	0:57:06	0:30:29	1:31:29	0.056
DROWNING/NEAR DROWNING/DIVING/SCUBA	1	0:27:28	0:27:28	0:27:28	0:27:28	0.017
DRUG/ALCOHOL COMPLAINT	48	0:02:27	3:59:06	0:37:13	29:47:04	1.099
DRUNK DRIVER	5	0:05:22	0:32:30	0:15:45	1:18:46	0.048
ELECTRICAL HAZARD	6	0:07:23	0:44:59	0:25:55	2:35:35	0.096
EMERGENCY TRANSPORT	4	0:02:59	2:07:37	1:24:54	5:39:36	0.209
ESCORT	222	0:00:12	3:37:00	0:31:10	115:19:46	4.256
EVICITION	31	0:04:24	0:44:42	0:17:07	8:50:41	0.326
EYE PROBLEMS/INJURIES	2	0:02:16	0:27:16	0:14:46	0:29:32	0.018
FALLS	53	0:01:53	1:45:51	0:48:31	42:51:59	1.582
FD TONE TEST	41	0:00:47	0:09:09	0:03:00	2:03:36	0.076
FIGHT	26	0:00:58	1:28:37	0:21:13	9:11:53	0.339
FIGHT W/ WEAPONS	3	0:02:05	0:20:00	0:11:31	0:34:35	0.021
FIRE CALL PROQA LAUNCH	18	0:00:47	1:57:24	0:31:20	9:24:10	0.347
FRAUD/IDENTITY THEFT	30	0:00:53	2:17:29	0:36:10	18:05:22	0.668
GAS LEAK/GAS ODOR	4	0:21:02	7:50:32	2:50:08	11:20:32	0.419
HEADACHE	6	0:29:02	1:07:34	0:45:21	4:32:07	0.167
HEART PROBLEMS/AICD	8	0:02:44	1:07:50	0:41:45	5:34:01	0.205
HEAT/COLD EXPOSURE	1	0:02:16	0:02:16	0:02:16	0:02:16	0.001
HEMORRHAGE/LACERATIONS	9	0:31:26	1:26:18	0:53:16	7:59:24	0.295
HOME INVASION	2	0:27:46	1:49:26	1:08:36	2:17:12	0.084
ILLEGAL DUMPING	7	0:05:04	0:40:34	0:22:36	2:38:15	0.097
IMPROPERLY PARKED VEHICLE	18	0:00:23	1:13:15	0:21:53	6:34:09	0.242
INDECENT EXPOSURE	1	0:25:13	0:25:13	0:25:13	0:25:13	0.016
INSPECTION	11	0:08:38	1:24:15	0:32:39	5:59:10	0.221
INTOXICATED PERSON	7	0:03:57	0:45:05	0:19:13	2:14:34	0.083

CallType	CFS Count	Minimum	Maximum	Average	Total Time	Percentage
INVESTIGATION	758	0:00:23	8:00:22	0:23:45	300:13:01	11.079
JUVENILE COMPLAINT	49	0:06:24	2:22:19	0:39:27	32:13:48	1.189
LARCENY	104	0:00:24	2:58:21	0:33:31	58:05:52	2.144
LIVESTOCK IN ROADWAY	1	0:52:14	0:52:14	0:52:14	0:52:14	0.032
LOST PROPERTY	4	0:01:18	0:25:10	0:13:36	0:54:27	0.033
LOUD MUSIC	63	0:00:28	1:00:04	0:19:54	20:53:46	0.771
MEDICAL CALL PROQA LAUNCH	32	0:01:14	2:52:15	0:20:42	11:02:36	0.408
MENTAL SUBJECT	88	0:00:40	7:32:40	2:09:49	190:23:57	7.026
MISSING PERSON	10	0:07:52	4:17:12	0:56:43	9:27:19	0.349
MOTOR VEHICLE COLLISION - PD	159	0:00:36	2:22:30	0:36:26	96:34:56	3.564
MOTOR VEHICLE COLLISION - PI	11	0:01:50	3:44:00	1:07:58	12:27:39	0.46
MUTUAL AID / ASSIST OUTSIDE AGENCY	6	0:05:15	1:57:40	0:49:18	4:55:49	0.182
MVC	30	0:02:39	2:44:06	1:07:26	33:43:23	1.245
ODOR (STRANGE / UNKNOWN)	1	0:17:21	0:17:21	0:17:21	0:17:21	0.011
OPEN DOOR	5	0:19:07	0:47:46	0:33:28	2:47:20	0.103
OUTSIDE FIRE	14	0:03:06	0:46:23	0:18:01	4:12:24	0.155
OVERDOSE / POISONING	14	0:09:58	1:36:59	0:40:35	9:28:20	0.35
PREGNANCY / CHILDBIRTH / MISCARRIAGE	10	0:11:51	1:22:59	0:46:38	7:46:22	0.287
PROPERTY CHECK	112	0:00:19	1:31:35	0:12:19	22:59:34	0.849
PROPERTY DAMAGE	67	0:00:44	2:45:22	0:36:29	40:44:31	1.504
PSYCHIATRIC / ABNORMAL BEHAVIOR / SUICIDE ATTEMPT	2	0:32:00	2:21:11	1:26:35	2:53:11	0.107
RECOVERED / FOUND PROPERTY	23	0:02:02	2:16:55	0:41:35	15:56:45	0.588
REPO	26	0:01:04	0:12:24	0:02:42	1:10:24	0.043
ROBBERY	2	0:12:52	0:30:22	0:21:37	0:43:14	0.027
SHOPLIFTER	18	0:01:14	1:16:34	0:25:55	7:46:46	0.287
SHOTS FIRED	59	0:01:48	2:21:10	0:23:42	23:19:10	0.861
SICK PERSON	128	0:01:33	1:29:30	0:45:47	97:42:18	3.606
SMOKE INVESTIGATION (OUTSIDE)	2	0:11:13	0:28:34	0:19:53	0:39:47	0.024
STAB / GUNSHOT / PENETRATING TRAUMA	5	0:43:05	4:31:09	2:37:25	13:07:05	0.484
STOLEN VEHICLE	11	0:05:41	2:28:44	0:55:22	10:09:08	0.375
STROKE / TIA	11	0:13:42	1:43:10	0:53:29	9:48:22	0.362
STRUCTURE FIRE	25	0:01:09	6:33:36	1:06:33	27:43:48	1.023
SUMMONS	104	0:01:32	0:33:47	0:05:53	10:11:56	0.376

CallType	CFS Count	Minimum	Maximum	Average	Total Time	Percentage
SURRENDER	14	0:18:33	2:21:19	0:57:09	13:20:12	0.492
SUSPICIOUS SUBJECT	120	0:00:52	1:21:52	0:23:14	46:28:40	1.715
SUSPICIOUS VEHICLE	147	0:00:32	2:29:33	0:19:45	48:25:08	1.787
TEST	24	0:00:52	1:06:25	0:07:47	3:06:51	0.115
TRAFFIC STOP	315	0:00:33	2:52:12	0:13:23	70:20:18	2.596
TRANSPORT	3	0:14:16	1:48:54	0:52:51	2:38:34	0.098
TRAUMATIC INJURY/INJURIES	7	0:16:28	2:03:28	1:04:51	7:33:59	0.279
TREE DOWN	102	0:00:49	3:10:02	0:28:21	48:13:02	1.779
TRESPASSING / LOITERING	96	0:00:31	1:46:24	0:23:39	37:50:39	1.397
UNAUTHORIZED USE OF A VEHICLE	13	0:13:04	2:02:17	0:43:31	9:25:45	0.348
UNCONCIOUS / FAINTING (NEAR)	46	0:02:50	2:33:09	0:52:16	40:04:25	1.479
UNKNOWN PROBLEM (PERSON) DOWN	22	0:06:00	4:06:04	0:34:30	12:39:13	0.467
VEHICLE FIRE	7	0:12:04	1:32:42	0:33:52	3:57:06	0.146
WARRANT SERVICE	625	0:00:18	5:52:01	0:13:25	139:46:56	5.158
WATER RELATED PROBLEM	18	0:02:11	1:34:33	0:13:59	4:11:47	0.155
WATER RESCUE/SINKING VEHICLE/VEHICLE IN FLOODWATER	1	1:39:17	1:39:17	1:39:17	1:39:17	0.061
WRIT OF POSSESSION	1	0:08:41	0:08:41	0:08:41	0:08:41	0.005
<b>Totals:</b>	<b>5768</b>			<b>39:30</b>	<b>2709:45:09</b>	<b>99.998</b>

## ADMINISTRATIVE AMBULANCE CHARGE-OFFS

### FOR INFORMATION ONLY

OCTOBER 2018

<u>NAME</u>	<u>DATE OF SERVICE</u>	<u>AMOUNT</u>	<u>REASON</u>
Henderson K. Alston	09/25/2008	81.90	Uncollectible-Statute of limitation beyond 10 yrs
Abdullah Altuwaiti	09/03/2008	379.76	Uncollectible-Statute of limitation beyond 10 yrs
Tony Ashe	09/12/2008 – 09/19/2008	212.58	Uncollectible-Statute of limitation beyond 10 yrs
Francisco Bautista-Santiago	09/06/2008	399.60	Uncollectible-Statute of limitation beyond 10 yrs
Virgie P. Brooks	09/11/2008	150.00	Uncollectible-Statute of limitation beyond 10 yrs
Britney L. Brown	09/10/2008	25.00	Uncollectible-Statute of limitation beyond 10 yrs
Margaret H. Brown	09/13/2008	100.00	Uncollectible-Statute of limitation beyond 10 yrs
Johnnie C. Bullock	09/25/2008	559.52	Uncollectible-Statute of limitation beyond 10 yrs
Elliott Burwell	09/27/2008	75.00	Uncollectible-Statute of limitation beyond 10 yrs
Mary T. Carter	09/17/2008	389.68	Uncollectible-Statute of limitation beyond 10 yr
Cameron Carthens	09/23/2008	389.68	Uncollectible-Statute of limitation beyond 10 yrs
Mary L. Champion	09/02/2008	30.00	Uncollectible-Statute of limitation beyond 10 yrs
Virginia Chisolm	09/02/2008	75.00	Uncollectible-Statute of limitation beyond 10 yrs
William H. Clayton	09/18/2008	379.76	Uncollectible-Statute of limitation beyond 10 yrs
Juanita N. Coghill	09/11/2008	75.00	Uncollectible-Statute of limitation beyond 10 yrs
Crystal J. Collins	09/08/2008	459.12	Uncollectible-Statute of limitation beyond 10 yrs
Geraldine Davis	09/16/2008	75.00	Uncollectible-Statute of limitation beyond 10 yrs
Kevin B. Davis	09/24/2008	409.52	Uncollectible-Statute of limitation beyond 10 yrs
Mohammed Diraz	09/19/2008	150.00	Uncollectible-Statute of limitation beyond 10 yrs
Michael Dyson	09/07/2008	549.20	Uncollectible-Statute of limitation beyond 10 yrs
Doralma Esperanza-Leon	09/09/2008	489.68	Uncollectible-Statute of limitation beyond 10 yrs

Barry O. Foster	09/13/2008	150.00	Uncollectible-Statute of limitation beyond 10 yrs
Lucille Foster	09/09/2008	150.00	Uncollectible-Statute of limitation beyond 10 yrs
Timothy W. Fulcher	09/06/2008	449.20	Uncollectible-Statute of limitation beyond 10 yrs
Josey M. Garner	09/04/2008	150.00	Uncollectible-Statute of limitation beyond 10 yrs
Tammy Gilbert	09/29/2008	489.68	Uncollectible-Statute of limitation beyond 10 yrs
Shirley J. Goodwin	09/25/2008	529.36	Uncollectible-Statute of limitation beyond 10 yrs
Carla Grant	09/08/2008	150.00	Uncollectible-Statute of limitation beyond 10 yrs
Willie L. Grant	09/05/2008	72.18	Uncollectible-Statute of limitation beyond 10 yrs
Ladoris S. Grimmett	09/14/2008	75.00	Uncollectible-Statute of limitation beyond 10 yrs
Larry E. Hardee	09/24/2008	93.80	Uncollectible-Statute of limitation beyond 10 yrs
Arvell Hargrove	09/03/2008	10.00	Uncollectible-Statute of limitation beyond 10 yrs
Jackie L. Hargrove	09/01/2008	369.84	Uncollectible-Statute of limitation beyond 10 yrs
John Hargrove	09/22/2008	30.00	Uncollectible-Statute of limitation beyond 10 yrs
Prince A. Hargrove	09/26/2008	439.28	Uncollectible-Statute of limitation beyond 10 yrs
Frank M. Harrington	09/05/2008	389.68	Uncollectible-Statute of limitation beyond 10 yrs
Taquame K. Harris	09/24/2008	399.60	Uncollectible-Statute of limitation beyond 10 yrs
Bettie D. Hart	09/26/2008	75.00	Uncollectible-Statute of limitation beyond 10 yrs
Elijah B. Hart	09/04/2008	399.60	Uncollectible-Statute of limitation beyond 10 yrs
Willie Mae Hedrick	09/08/2008	150.00	Uncollectible-Statute of limitation beyond 10 yrs
Ida A. Hicks	09/07/2008	38.97	Uncollectible-Statute of limitation beyond 10 yrs
Andrew J. Hill	09/21/2008	469.04	Uncollectible-Statute of limitation beyond 10 yrs
Wanda J. Horton	09/09/2008 & 09/15/2008	948.00	Uncollectible-Statute of limitation beyond 10 yrs
Ollie M. Hunter	09/03/2008	429.36	Uncollectible-Statute of limitation beyond 10 yrs
Jonathan Jackson	09/09/2008	468.50	Uncollectible-Statute of limitation beyond 10 yrs
Sherry Jackson	09/27/2008	75.00	Uncollectible-Statute of limitation beyond 10 yrs
Isaiah Johnson	09/07/2008	150.00	Uncollectible-Statute of limitation beyond 10 yrs
Melissa J. Johnson	09/01/2008 & 09/09/2008	250.00	Uncollectible-Statute of limitation beyond 10 yrs

Preston T. Johnson	09/05/2008	150.00	Uncollectible-Statute of limitation beyond 10 yrs
Linda S. Lassiter	09/18/2008	68.21	Uncollectible-Statute of limitation beyond 10 yrs
Cecelia A. Lewis	09/03/2008	150.00	Uncollectible-Statute of limitation beyond 10 yrs
Pearl Lewis	09/06/2008	419.44	Uncollectible-Statute of limitation beyond 10 yrs
Anthony Long	09/22/2008	389.68	Uncollectible-Statute of limitation beyond 10 yrs
Daniel C. Loughlin	09/02/2008	439.28	Uncollectible-Statute of limitation beyond 10 yrs
Amanda L. Malone	09/23/2008	569.04	Uncollectible-Statute of limitation beyond 10 yrs
Emma C. Marable	09/19/2008	1.32	Uncollectible-Statute of limitation beyond 10 yrs
Danny L. Minor	09/21/2008	469.84	Uncollectible-Statute of limitation beyond 10 yrs
Sakayvion T. Mitchell	09/02/2008	150.00	Uncollectible-Statute of limitation beyond 10 yrs
Jessica N. Moretz-Cruz	09/05/2008	176.10	Uncollectible-Statute of limitation beyond 10 yrs
Johnnie E. Newton	09/02/2008	235.53	Uncollectible-Statute of limitation beyond 10 yrs
Timothy L. Newton	09/07/2008	70.20	Uncollectible-Statute of limitation beyond 10 yrs
Vincent D. Newton	09/30/2008	489.68	Uncollectible-Statute of limitation beyond 10 yrs
Katie M. Nunn	09/21/2008	150.00	Uncollectible-Statute of limitation beyond 10 yrs
Rebecca Parrott	09/21/2008	559.12	Uncollectible-Statute of limitation beyond 10 yrs
Amanda K. Paynter	09/12/2008	17.10	Uncollectible-Statute of limitation beyond 10 yrs
Jeffrey S. Pennell	09/07/2008	389.68	Uncollectible-Statute of limitation beyond 10 yrs
Claude E. Powell	09/17/2008	389.68	Uncollectible-Statute of limitation beyond 10 yrs
Shawn E. Reid	09/04/2008	150.00	Uncollectible-Statute of limitation beyond 10 yrs
Jack S. Renn	09/18/2008	439.28	Uncollectible-Statute of limitation beyond 10 yrs
Anthony Richardson	09/17/2008	409.52	Uncollectible-Statute of limitation beyond 10 yrs
William Roach	09/04/2008	359.52	Uncollectible-Statute of limitation beyond 10 yrs
William E. Roberson	09/13/2008 & 09/26/2008	300.00	Uncollectible-Statute of limitation beyond 10 yrs
Anita Robinson-Townes	09/16/2008	359.92	Uncollectible-Statute of limitation beyond 10 yrs
Jeffrey M. Rose	09/16/2008	389.68	Uncollectible-Statute of limitation beyond 10 yrs
Joyce D. Seward	09/11/2008	100.00	Uncollectible-Statute of limitation beyond 10 yrs

Mary H. Seward	09/01/2008	75.00	Uncollectible-Statute of limitation beyond 10 yrs
Faye E. Sheppard	09/10/2008	93.81	Uncollectible-Statute of limitation beyond 10 yrs
Diana J. Stevenson	09/26/2008	75.00	Uncollectible-Statute of limitation beyond 10 yrs
Robert E. Talley	09/07/2008 & 09/20/2008	634.32	Uncollectible-Statute of limitation beyond 10 yrs
William F. Taylor	09/15/2008	7.20	Uncollectible-Statute of limitation beyond 10 yrs
Cornelia B. Terry	09/04/2008	77.94	Uncollectible-Statute of limitation beyond 10 yrs
Geselle J. Walker	09/15/2008	389.68	Uncollectible-Statute of limitation beyond 10 yrs
Jerry T. Weaver	09/14/2008	100.00	Uncollectible-Statute of limitation beyond 10 yrs
Michael Whitted	09/13/2008	459.92	Uncollectible-Statute of limitation beyond 10 yrs
Amelia Williams	09/08/2008	180.12	Uncollectible-Statute of limitation beyond 10 yrs
Rontavius Williams, Jr.	09/16/2008	75.00	Uncollectible-Statute of limitation beyond 10 yrs
Thomas L. Williams	09/25/2008	429.36	Uncollectible-Statute of limitation beyond 10 yrs
Georgia T. Winnegan	09/01/2008	77.94	Uncollectible-Statute of limitation beyond 10 yrs
Darrell T. Young	09/12/2008	389.68	Uncollectible-Statute of limitation beyond 10 yrs

**TOTAL      \$ 23,713.28**

<b>Objectives</b>	<b>Outcomes</b>
<b>1. Producers will increase sales of food locally to more agriculturally aware consumers through market development, producer and consumer education, and new farmer and infrastructure support.</b>	<ul style="list-style-type: none"><li>• Kerr- Tar Beekeepers conducted their October meeting with 11 members. The educational program was ‘ How prescribed fire burning can benefit wildflowers and bees. The members stated they gained knowledge of how prescribed burning can benefit their bee colonies.</li></ul>
<b>2. Agricultural producers, workers, food handlers and consumers will adopt safer food and agricultural production, handling, and distribution practices that reduce workplace and home injuries/illnesses, enhance food security, and increase the quality and safety of food that North Carolinians prepare and consumers.</b>	<ul style="list-style-type: none"><li>• High Tunnel Production of Vegetables &amp; Speciality Crops workshop was conducted with 5 small farmers. Post-workshop evaluations from attendees stated all 5 farmers increased their knowledge of High Tunnel Production of Vegetables &amp; Speciality Crops. Four farmers stated they would adopt Cooperative Extension recommendations taught during the workshop.</li></ul>
<b>3. Individuals and groups will acquire leadership and decision making capacities needed to guide and actively participate in local and state organizations.</b>	<ul style="list-style-type: none"><li>• The small farms program had the opportunity to attend the 2018 Grassroots Conference at North Carolina A&amp;T State University. The conference will expose civic leaders, community volunteers, families, Extension users and groups, and elected officials to the opportunities that Cooperative Extension at N.C. A&amp;T offers. Local organizations and decision makers will be encouraged to network and collaborate. Opportunities for community engagement will also be provided.</li></ul>
<b>4. Youth and adults will address community issues and/ or challenges through volunteerism.</b>	<ul style="list-style-type: none"><li>• A Group of 6 4-Hers aged 13-18 is coming together to form a group called “County Council”. In this group, they will hold officer positions and learn what it means to lead and serve their peers, their community and their world.</li></ul>



<b>5. North Carolina's plant, animal and food systems will become more profitable and sustainable.</b>	<ul style="list-style-type: none"><li>• The 4-County 4-H Poultry show and sale will be held on October 27, the youth have been raising these birds for several months and will auction them off at the end of the night.</li></ul>
<b>6. Parents and caregivers will effectively use recommended parenting, self-care practices, and community resources.</b>	<ul style="list-style-type: none"><li>• Incredible Years has 8 participants enrolled and we are currently in session 6. With this current cohort, we are affecting change in 8 homes and 11 children. We are about to start recruiting for our next series in about a week.</li></ul>
<b>7. Futures that Work: School to Career Pathways</b>	<ul style="list-style-type: none"><li>• 4-H is partnering with the Vance County Housing Authority to give the youth their many opportunities. Including attending the fall into 4-H event on October 27th and starting after-school programming in November.</li><li>• Cooperative Extension participated in the Environmental Field Day on October 17 &amp; 18 at Kerr Lake State Recreation Area. This event reaches all fourth graders in Vance County by providing experiential learning in various environmental topics.</li></ul>
<b>8. Youth and adult program participants will make healthy food choices, achieve the recommended amount of physical activity and reduce risk factors for chronic diseases</b>	<ul style="list-style-type: none"><li>• The first two 5th grade programs of the 2018-2019 school year have been completed at EM Rollins Elementary. The topic for the 5th-grade curriculum is "Exploring the Food Groups". During October, two 5th grade programs will be held at Pinkston Street Elementary and one will be held at the Vance County Housing Authority for a group of 9-12 year-olds. At each lesson, students receive a nutrition lesson, experience a healthy food tasting and participate in fun games to promote physical activity.</li></ul>
<b>9. Consumers and communities will enhance the value of plants, animals, and landscapes while conserving valuable natural resources and protecting the environment.</b>	<ul style="list-style-type: none"><li>• Master Gardener volunteers continued work on the Memorial Garden at the Farmers Market, which highlights the use of plants that are native, drought tolerant, and which provide pollinator habitat. Cooperative Extension also conducts a variety of outreach efforts each month including information tables at the farmers market, electronic newsletters, weekly radio programs, etc. These efforts provide the general public with environmentally sound and economically viable information and advice about garden and landscape</li></ul>

	management.
<b>10. Community Outreach</b>	<ul style="list-style-type: none"><li>• Our monthly food giveaway took place at the Vance County Regional Farmer's Market on October 11th, 2018. First Baptist church has partnered with the Extension Office to provide free food for Vance County Residents. Through this monthly event we average about 400-500 families served. The Food Bank of North Carolina continues to be a great partner by providing our residents with fruits and vegetables to aid in the fight of their chronic diseases.</li></ul>

**Vance County Emergency Medical Service**  
**10/01/2018- 10/31/18 Call Breakdown**

**EMS Calls Totals By Station**

Company 9 (Main)	568
Company 1 (Bearpond FD)	37

**October 2018 Total Calls 605**

**EMS Calls By Medical Category**

Abdominal Pain	22
Allergies	4
Altered Mental Status	16
Animal Bite	0
Assault	12
Back Pain	15
Breathing Problems	63
Burns	1
CO Poisoning / Hazmat	0
Cardiac Arrest	9
Chest Pain	38
Choking	2
Code Stroke	1
Convulsions / Seizure	19
Diabetic Problem	14
Drowning	0
Electrocution	0
Eye Problem	2
Fall Victim	21
Fire Standby	21
Headache	6
Heart Problems	4
Heat/Cold Exposure	0
Hemorrhage/Laceration	6
Industrial Accident	0
Ingestion/Poisoning/Overdose	16
Medical Alarm	6
Newborn	1
Not Applicable	43
Not Available	27
Not Entered	0
Not Known	4
Pain	56
Pregnancy / Childbirth	10
Psychiatric Problems	11
Respiratory Arrest	1
STEMI	3
Sick Person	95

**EMS Calls By Medical Category (cont.)**

Stab/Gunshot Wound	3
Standby	0
Stroke/CVA	8
Traffic Accident	0
Transfer / Interfacility	0
Trauma, Arrest	0
Traumatic Injury	18
Unconscious / Fainting	22
Unknown Problems	5

**October 2018 Total Calls 605**

**EMS Calls By Outcome**

ALS Assist	0
Cancelled	3
Cancelled Enroute	15
Dead at Scene	7
Fire Standby	11
No Patient Found	51
Not Entered	0
Patient Refused Care	49
Standby	2
Training Chart	0
Treated, Refused transport	27
Treated, Transferred Care	0
Treated, Transported by EMS	440

**October 2018 Total Calls 605**

**Mileage Report**

Unit	Mileage
102	127,011
103	111,268
104	37,185
105	90,884
107	11,827
108	70,201
109	60,620
110	152,238
112	135,120
114	75,158
1101	4,674

\*\*\* This report is 1 days short due to submission\*\*\*

# GVPH AGENCY SERVICES SEPTEMBER 2018

1

Service Counts	Jan	Feb	Mar	Apr	May	Jun	Jul	Aug	Sep	Oct	Nov	Dec	Total	Trend
OBCM clients	81	78	106	108	124	147	140	142	140				1,066	
MH Clinic Visits	102	77	73	106	141	82	75	104	69				829	
Postpartum Home Visits	25	28	23	24	33	25	35	40	25				258	
Newborn Home Visits	26	29	23	24	33	25	35	40	25				260	
CH Clinic Visits	55	96	85	105	112	82	69	90	71				765	
CC4C clients	212	225	203	170	182	170	177	147	176				1,662	
FP Clinic Visits	146	164	182	146	188	186	185	185	140				1,522	
Primary Care Visits	67	82	95	104	117	125	110	171	101				972	
Positive Pregnancy Tests	17	6	9	7	14	10	11	15	15				104	
STD Visits	73	95	79	79	87	96	79	88	69				745	
HIV Tests	94	103	93	114	115	95	79	96	93				882	
Reportable Dx-Granville	61	69	90	70	84	75	99	91	80				719	
Reportable Dx-Vance	93	93	79	69	136	96	122	106	78				872	
Positive PPD	0	0	1	0	2	0	0	1	0				4	
Latent TB Cases	2	2	2	6	4	5	1	2	1				25	
Active TB Cases	0	1	0	0	1	0	0	1	1				4	
Animal Bites-Granville	4	5	7	4	7	9	7	12	4				59	
Animal Bites- Vance	6	2	4	6	14	12	6	11	6				67	
Positive Rabies	1	1	0	1	0	0	4	6	0				13	
Immunizations Given	280	223	145	205	158	144	178	278	n/a				1,611	
Flu Vaccines Given	158	83	19	8	6	0	0	0	n/a				274	
In-house Labs	508	522	546	555	601	561	528	614	572				5,007	
Reference Labs	595	640	585	720	710	656	695	809	585				5,995	
Births-Granville	36	16	27	27	24	23	26	16	21				216	
Births-Vance	47	49	35	36	34	42	44	57	35				379	
Deaths-Granville	44	33	22	32	22	48	33	39	30				303	
Deaths-Vance	62	32	39	41	28	34	36	40	39				351	
Fetal Deaths-Granville	0	0	0	0	0	0	0	0	0				0	
Fetal Deaths-Vance	0	0	0	0	0	0	0	0	0				0	
WIC Participants	2,414	2,376	2,367	2,350	2,364	2,351	2,527	2,373	2,301				21,423	
<b>Total</b>	<b>5,209</b>	<b>5,130</b>	<b>4,939</b>	<b>5,117</b>	<b>5,341</b>	<b>5,099</b>	<b>5,301</b>	<b>5,574</b>	<b>4,677</b>	<b>0</b>	<b>0</b>	<b>0</b>	<b>46,387</b>	

## Well Application

[illegible]

Septic Applications

DATE RECVD	SITE READY	PARCEL NO SUBDIVISION	LOT#	APPLICANT	OWNER	EHS	PERMIT ISSUED	PERMIT #	ADDRESS
9/24/2018	9/24/2018	0381 02006		Latoya Fields	Same				Kelly Rd
9/25/2018	9/25/2018	0615 02008	A	Curtis Young	Same				Brookston Rd
9/25/2018	9/25/2018	0208 02016	A&B	Tim Williams	Same	CH	9/27/2018	1065	2650 US 1 / HWY 158
9/27/2018	9/27/2018	0613 04039		Tasha Harris	Same				Allison Cooper Rd
				<i>Nancy S Bauer</i>					
*TD=Property turned down, unsuitable soil									
* PO=pending owner: more information needed					October 3, 2018				
* PHD=pending H.D.: in process									

2018	September	CAT	
04091030087 Backyard BBQ 481 Egypt Mt Rd 252-204-1822	9-4-18 I	2	
04091010422 Chewly Delicious 885 S Beckford Dr 252-425-1120	9-7-18 I	4	
04091010266 ROSEMART #206 230 Vanco Mill Road 430-1794	8-4-18 A 95	3	
04091010341 MARIA PARHAM DIET. 566 Ruin Creek Road 144 Patrick Jackson 438-4143	9-11-18 A 98.5	4	
04091110008 PINKSTON STREET ELEM 855 Adams Street 12 Deborah Gupton 438-5948	9-18-18 A 99.5	3	
4091020250 LITTLE CAESARS 208 Dabney Drive 436-0025	9-18-18 A 96.5	2	
04091110017 HENDERSON COLLEGIATE CHARTER SCHOOL 906 Health Center Road 252-598-1038	9-18-18 H	3	
04091110018 HENDERSON COLLEGIATE 1071 Ol d Epson Road	9-19-18 A 97.5	3	
04091110019 HENDERSON COLLEGIATE 926 Carolina Ave 252-572-2514	9-19-18 A 98	3	

<b>2018</b>	<b>September</b>	<b>CAT</b>	
04091010051 PIZZA INN 1250 Coble Blvd 159 Ed Copeland 492-2144	9-19-18 A 97	2	
04091110009 EM ROLLINS ELEMENTARY 1600 S Garnett Street 5 Faye Adcox 438-2189	9-20-18 A 99	3	
04091030074 FARMER JOHN'S 675 Kelly Road 252-492-1846	9-20-18 A 95	2	
04091110014 DABNEY ELEMENTARY 150 Lanning Road 16 Joyce Maynard 492-2700	9-21-18 A 99.5	3	
04091110011 LB YANCEY ELEMENTARY 311 Hawkins Drive 9 Patricia Finch 438-6923	9-25-18 A 99	3	
04091010272 HARDEE'S 120 Dabney Drive Boddie-Noell Enterprises 438-3754	9-25-18 A 96	3	
04091110013 ZEB VANCE ELEM 4800 Raleigh Road 14 Cheryl Adcox 492-4242	9-26-18 A 99.5	3	
04091010163 GOLDEN CHINA 1656 N Garnett Street 199 Yun Yu Zheng 492-9131	9-26-18 A 96	3	
04091110000 AYCOCK ELEM 305 Cary Chaple Road 1 Marjorie Kimbell 492-0630	9-27-18 A 99.5	3	



2018	September	CAT	
04091010401 Los Dos Amigos 118 RALEIGH ROAD 919-491-8534	9-27-18 A 96.5	3	
04091010284 VANCE COUNTY JAIL FOOD SERVICE 516 Beckenridge Street 438-3923	9-28-18 A 98	4	
I= New Business C= Closed H= Out of Business B= Seasonal T=Transitional	10/3/2018		
<i>Nancy S Bauer</i>			

16<sup>-3</sup>

New Tickets

1<sup>-1</sup>

Your Tickets

0<sup>-1</sup>

Open Tickets

Settings (/settings)

0

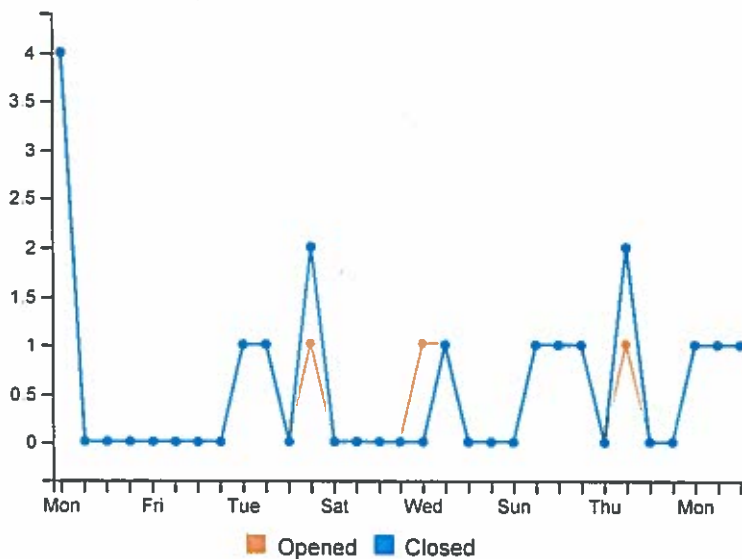
Unassigned Tickets

Help

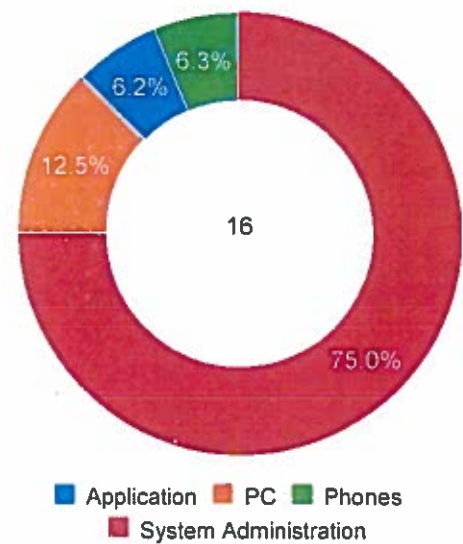
First Response Time  
Average  
24 seconds

Ticket Close Time  
Average  
1 day 10 hours

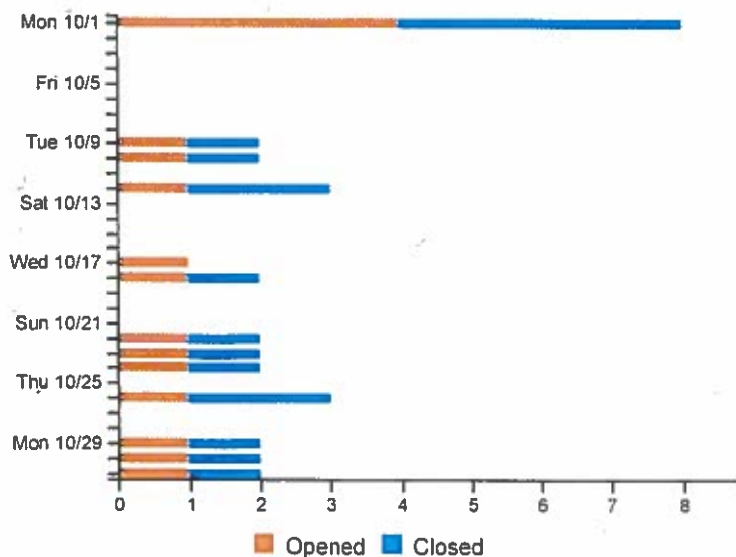
### Ticket History



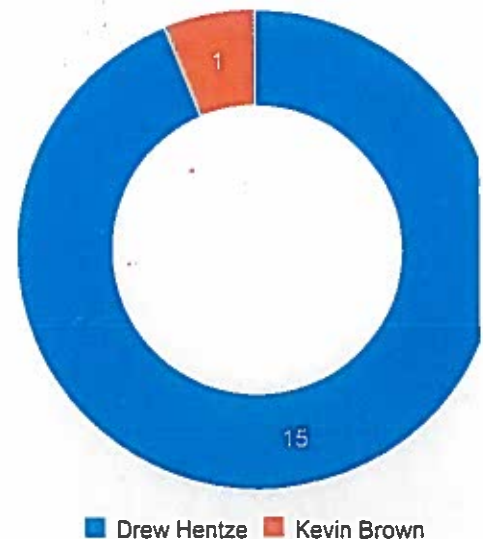
### Category Breakdown



### Ticket Churn



### Top 5 Ticket Creators



**VANCE COUNTY PLANNING & DEVELOPMENT**  
**ACTIVITY SUMMARY REPORT**  
**September 26, 2018 - October 25, 2018**

**GENERAL ACTIVITY**

Type of Activity	Total Records	Fees	Value
Enforcement Cases	13	N/A	N/A
Miscellaneous Fees	19	\$47	N/A
Planning Fees	8	\$820	N/A
*Zoning Permits*	36	\$1,670	N/A
Board of Adjustment	1	\$250	N/A
Planning Board / Rezoning	2	\$500	N/A
Mechanical	12	\$1,283	\$118,279
Electrical	30	\$1,705	\$45,322
Plumbing	10	\$590	\$19,443
Water Taps	0	\$0	\$0
** Building **	50	\$45,632	\$13,825,725
<b>TOTAL ALL ACTIVITY</b>	<b>181</b>	<b>\$52,497</b>	<b>\$14,008,769</b>

**\* ZONING PERMITS BREAKDOWN \***

Residential Zoning Permits	Total	Fees
Single Family Dwellings	8	\$480
Multi-Family Dwellings	0	\$0
Residential Additions	6	\$360
Commercial	0	\$0
Miscellaneous	8	\$480
Sign	0	\$0
Cell Tower	0	\$0
Perk Test Authorizations	14	\$350
Dev Permit (Kittrell)	0	\$0
<b>TOTAL ZONING PERMITS</b>	<b>36</b>	<b>\$1,670</b>

**\*\* BUILDING PERMITS BREAKDOWN \*\***

Residential Building Permits	Total	Fees	Value
(SFR) Single Family Residential	3	\$4,105	\$898,000
(MOD) Modular	3	\$3,604	\$594,097
(SWMH) Single Wide Mobile Home	2	\$475	\$21,000
(DWMH) Double Wide Mobile Home	3	\$870	\$467,500
(TWMH) Triple Wide Mobile Home	0	\$0	\$0
(ADD) Addition	4	\$1,620	\$283,136
(ACC) Accessory	12	\$1,530	\$121,550
Remodel	3	\$505	\$69,100
Shingles	4	\$260	\$17,980
(Demo) Demolition	2	\$110	\$85,055
<b>Total Residential</b>	<b>36</b>	<b>\$13,079</b>	<b>\$2,557,418</b>

**Commercial Building Permits**

(CN) Commercial - New	1	\$21,022	\$9,515,705
(CA) Commercial - Addition	0	\$0	\$0
(CU) Commercial - Upfit	8	\$10,979	\$1,752,602
(OC) Occupancy Change	0	\$0	\$0
(FS) Fire/Safety	5	\$551	\$0
<b>Total Commercial</b>	<b>14</b>	<b>\$32,552</b>	<b>\$11,268,307</b>

Misc (Residential & Commercial) 0 \$0 \$0

**TOTAL BUILDING PERMITS 50 \$45,632 \$13,825,725**

Prepared by:  
10/26/2018

Approved by:  
10/26/2018

**Vance County Planning & Development's**  
**Permits Issued - Building**  
09/26/18 to 10/25/18

Project Number	Project Description	Permit Issued Date	Short Address	Owner Name	Contractor Name	Value	Total Fees	Parcel ID
ACC - 18 - 0792	1300 sq. ft. garage with a 40ft breezeway attached to home.	10/05/2018	98 W Millcreek Ln.	Lee Charles Kelly Lee Sarah Annette Backus	Charles Kelly Lee	\$40,000.00	\$155.00	0302 01036
ACC - 18 - 1009	metal building	10/03/2018	1345 Gillburg Rd.	Pendergrass Sandy S.	owner Owner	\$16,900.00	\$110.00	0465 01001
ACC - 18 - 1188	in ground pool with 240sqf deck	10/05/2018	1178 Satterwhite Point Rd.	Cruz Angela Vaughan Verdin Celso Cruz		\$7,200.00	\$265.00	0203 02022
ACC - 18 - 1203	installation of a 30x15.5 fiberglass in ground private pool with an 850sf concrete apron	10/03/2018	1376 Old Watkins Rd.	Jenkins Lawrence T Jenkins Sibyl J	Terry Jenkins	\$27,900.00	\$320.00	0427 03001
ACC - 18 - 1249	540 wood carport	10/04/2018	25 Jordan Ln.	Hernandez-Coria Ofer Jimenez-Silva Veronica	owner Owner	\$1,200.00	\$110.00	0369B01015
ACC - 18 - 1305	adding a roof over existing concrete pad	10/05/2018	604 Gillburg Rd.	Mcdade Betty P & Others	owner Owner	\$750.00	\$55.00	0458 01009
ACC - 18 - 1312	720 sf metal carport.	10/23/2018	306 Hibernia Rd.	Thompson Stephen G.	owner Owner	\$2,800.00	\$110.00	0319 02011
ACC - 18 - 1319	26x25 car port	10/23/2018	1104 King St.	Burwell Samuel Burwell Gloria	owner Owner	\$2,000.00	\$55.00	0112 01004

ACC - 18 - 1339	pour 14' x 40' slab build 12x12 carport for golf cart	10/15/2018	114 Kings Ct.	Davis Mary Martha	John Thompson	\$11,000.00	\$65.00	0608 02042
ACC - 18 - 1361	building a 12x16 storage building	10/23/2018	320 Carolina Woods Dr.	Pigott John Sr Pigott Theresa	Thomas McDaniel	\$4,900.00	\$120.00	0410G01062
<b>Building Accessory (R)</b>								
Total Value		\$114,650.00	(Avg.: \$11,465.00)					
Total Fees		\$1,365.00						
Permits Issued:		10						
DECK - 18 - 1262	8x20 porch with roof	10/09/2018	4485 Warrenton Rd.	Fogg Beatrice	TBD	\$6,400.00	\$110.00	0617 02011
DECK - 18 - 1327	handicap ramp	10/09/2018	221 Granite St.	For C'S Sons Llc	owner Owner	\$500.00	\$55.00	0005 02034
<b>Building Accessory (R) - Deck/Ramp</b>								
Total Value		\$6,900.00	(Avg.: \$3,450.00)					
Total Fees		\$165.00						
Permits Issued:		2						
ADD - 18 - 0731	added a roof lean to over mobile home 12x60	10/15/2018	571 Billy Burwell Rd.	Hastings Jody J Hastings Marleen	owner Owner	\$10,000.00	\$400.00	0302B01003
ADD - 18 - 0916	adding a 12x16 room and a 16x16 carport	10/04/2018	3910 Dabney Rd.	Daniel Louis B Daniel Gloria	owner Owner	\$9,612.00	\$555.00	0403 02007A
ADD - 18 - 0988	adding a 5472 bedroom addition and a 144sqft back porch	10/22/2018	20 Victory Ln.	Richardson Kathy Marie Jeffries Lewis	owner Owner	\$233,524.00	\$300.00	0541E01006

ADD - 18 - 1385	room addition 10x24	10/23/2018	225 Hawkins Dr.	Freda Mark M	owner Owner	\$30,000.00	\$365.00	0111 03007
<b>Building Addition (R)</b>								
Total Value		\$283,136.00	(Avg.: \$70,784.00)					
Total Fees		\$1,620.00						
Permits Issued:		4						
MOD - 18 - 1269	New modular home - 2771 sq ft with 1887 unfinished/unheated 2nd floor.	09/27/2018	2995 Dick Smith Rd.	Freund Susan	Bruce Burton	\$274,097.00	\$1,538.00	0494 02031
MOD - 18 - 1314	Off frame modular - 1776 sf. with a 400 sf carport, 120 sf porch and 120 sf deck.	10/12/2018	61 Legacy Ln.	Carolina Consolidated, Inc.	John Reeder	\$150,000.00	\$1,058.00	0410G01067
MOD - 18 - 1326	off frame 2018 sft 11/2 story sqft mod with 98 sqft of garage	10/10/2018	3685 Stagecoach Rd.	Cuda Kevin Edward Cuda April Briana	Mark Aaron Weaver	\$170,000.00	\$1,008.00	0374 04001
<b>Building New Modular (R)</b>								
Total Value		\$594,097.00	(Avg.: \$198,032.33)					
Total Fees		\$3,604.00						
Permits Issued:		3						
SFR - 18 - 0837	new SFR 1475 heated space 107attached garage and 624 detach garage and 120 deck	10/09/2018	289 Terry Ln.	Tharrington W. Dennis	Daniel Tharrington	\$190,000.00	\$1,058.00	0366 01007

SFR - 18 - 1227	new single family resident with attached garage and screened porch	10/11/2018	861 Stewart Farm Rd.	Janet Rodriguez Morales Mauricio Rodriguez Gal	owner Owner	\$250,000.00	\$1,528.00	0528 01019
SFR - 18 - 1288	New single family dwelling - 2684 s.f. with carport. 2nd story (1116 sf)unfinished.	10/08/2018	236 Barker Rd.	Fogg Fred D., Jr. Fogg Karrie O.	Enrique Hirst	\$458,000.00	\$1,519.48	0403 01003
<b>Building New Single Family (R)</b>								
Total Value	\$898,000.00		(Avg.: \$299,333.33)					
Total Fees	\$4,105.48							
Permits Issued:	3							
CN - 18 - 1334	Construct a new commercial community center - Salvation Army 31,467 sq. ft.	10/15/2018	2292 Ross Mill Rd.	Salvation Army The	David Newton Dinsmore	\$9,515,705.00	\$21,021.55	0213 01004
<b>Building Permit New (C)</b>								
Total Value	\$9,515,705.00		(Avg.: \$9,515,705.00)					
Total Fees	\$21,021.55							
Permits Issued:	1							
RMODL - 18 - 1286	new wiring, plumbing, HVAC, insulation, and roof	10/02/2018	1015 Lehman St.	Falkner Douglas T. Heirs	owner Owner	\$15,000.00	\$265.00	0028 03012
RMODL - 18 - 1290	repair existing porch repairing roof	10/03/2018	133 Granite St.	Lux Stephen P. & Sherie A.	George Barnette	\$14,500.00	\$65.00	0005 07010
RMODL - 18 -	replace existing	10/09/2018	75 Sandy Point Dr.	Jones Larry E.	Brian Paynter	\$39,600.00	\$175.00	0578C01003

1325	rear porch with sunroom, add exterior walls and roof, tie footings and foundation on left and rear sides to existing , add HVAC min-split and electrical							
------	--	--	--	--	--	--	--	--

**Building Remodel (R)**

Total Value **\$69,100.00** (Avg.: \$23,033.33)

Total Fees **\$506.00**

Permits Issued: **3**

CU - 18 - 0653	Renovate existing 23,942 sf building. Formerly - Staples	10/18/2018	160 Dabney Rd.	Chesapeake Commons Llc C/O Chase Commercial Real Svc	Spencer P Teel	\$1,171,355.00	\$6,429.29	0213 01003
CU - 18 - 1079	make existing men & women bathroom new handicapped accessible women's bathroom, add on new men's handicapped accessible bathroom.	10/03/2018	729 East Ave.	Holy Temple Church	Lynwood Roberts	\$39,000.00	\$475.00	0081 01009
CU - 18 - 1107	renovation for law enforcement training and classroom space. Building #10	09/26/2018	929 Poplar Creek Rd.	Vance Granville Community College-Endowment Fund	Kenneth Long, III	\$324,000.00	\$1,850.00	0409 02003
CU - 18 - 1241	Replace rusted sprinkler piping on	09/27/2018	1000 Facet Rd.	Variety Wholesalers Tax	John Pitcher	\$32,837.00	\$55.00	0224 02022



	loading dock dry system with new galvanized piping per NFPA 13. Square footage of Dock Area is 9690			Department				
CU - 18 - 1242	Replace 10" backflow in pit with new backflow above ground in hotbox	09/27/2018	1000 Facet Rd.	Variety Wholesalers Tax Department	John Pitcher	\$30,710.00	\$110.00	0224 02022
CU - 18 - 1259	upfit 2951 sqf for bakery	10/17/2018	234 Raleigh Rd.	Rosemyr Corporation	Michael Allen Ingram	\$137,000.00	\$1,550.00	0058 03012
CU - 18 - 1355	moved bathroom and kitchen area	10/15/2018	1458 Warrenton Rd.	M & A Usa Inc	owner Owner	\$2,700.00	\$355.00	0525 04017
CU - 18 - 1395	install garage door/front door entrance/fire wall/exhaust fan add some lights	10/24/2018	389 Americal Rd. Bldg. 500	Prestigious Housing Inc	Shawn Michele Reaves	\$15,000.00	\$155.00	0216 03008

#### Building Upfit/Remodel (C)

Total Value	\$1,752,602.00	(Avg.: \$219,075.25)
Total Fees	\$10,979.29	
Permits Issued:	8	

DEMO - 18 - 1322	demolish old residential house	10/09/2018	1039 S William St.	Arrington Edward	owner Owner	\$55.00	\$55.00	0027 08003
DEMO - 18 - 1366	demolition of existing hotel	10/17/2018	200 Parham Rd.	Narayankrypa Corporation	George Barette	\$85,000.00	\$55.00	0037 01003

#### Demolition Permit

Total Value	\$85,065.00	(Avg.: \$42,527.50)
-------------	-------------	---------------------

Total Fees		\$110.00					
Permits Issued:		2					
FIRA - 18 - 1337	fire alarm for upfit for new planet fitness	10/11/2018	901 S Beckford Dr.	Bowles Eugene G Jr	Carlos Flor	\$331.29	0012 01027
Fire Alarm							
Total Value		\$0.00		(Avg.: \$0.00)			
Total Fees		\$331.29					
Permits Issued:		1					
FS - 18 - 1317	Brookston Baptist Church . Annual Fire Safety.	10/08/2018	242 Brookston Church Rd.	Brookston Baptist Church	owner Owner	\$55.00	
FS - 18 - 1318	annual inspection	10/08/2018	941 Us 158 Bypass	D D Residential Services Inc	owner Owner	\$55.00	0411 03008
Fire/Safety							
Total Value		\$0.00		(Avg.: \$0.00)			
Total Fees		\$110.00					
Permits Issued:		2					
FSDC - 18 - 1323	stale annual fire and safety inspection	10/09/2018	1875 Gun Club Rd.	Oak Grove Of Vance County Llc	owner Owner	\$55.00	0404 03012A
FSDC - 18 - 1403	fire and safety inspection	10/25/2018	1021 Eastern Blvd.	Florence Aubrey A. Sr.	owner Owner	\$55.00	0081 02007
Fire/Safety - Foster/Day Care							

Total Value	\$0.00	(Avg.: \$0.00)
Total Fees	\$110.00	
Permits Issued:	2	

DWMH - 18 - 0463	1995 24x60 with A/C	10/01/2018	820 Roberson St.	Martinez Maria Inez	James Pendergrass	\$4,500.00	\$365.00	0068 02023
DWMH - 18 - 1251	2018 DWMH	10/01/2018	7625 NC 39 Hwy. N.	Vaughan Parham G.	James Pendergrass	\$60,000.00	\$255.00	0365 03006
DWMH - 18 - 1330	double wide mobile home standard setup	10/16/2018	175 Hamp Falkner Rd.	Taylor M. Stevenson	TBD	\$403,000.00	\$250.00	0532 05015

#### Manufactured Home Double Wide (R)

Total Value	\$467,500.00	(Avg.: \$155,833.33)
Total Fees	\$870.00	
Permits Issued:	3	

SWMH - 18 - 0761	replacement of a 1985 66x14 SWMH	10/15/2018	335 Lincoln Ave.	Jmfbtfc Llc	James Pendergrass	\$3,000.00	\$265.00	0114A01009
SWMH - 18 - 1250	1988 SWMH	10/10/2018	1365 County Line Rd.	Hobgood Michael Wayne	Alex Parham	\$18,000.00	\$210.00	0577 03013

#### Manufactured Home Single Wide (R)

Total Value	\$21,000.00	(Avg.: \$10,500.00)
Total Fees	\$475.00	
Permits Issued:	2	

SHING - 18 - 1306	Replacement of shingles	10/05/2018	5249 Warrenton Rd.	Edward C. Pruitt	Jessie Weary	\$5,200.00	\$65.00	
SHING - 18 - 1316	tearing off and replacing	10/08/2018	427 N Clark St.	Heggie John G Heggie Naomi	owner Owner	\$600.00	\$65.00	0078 04016
SHING - 18 - 1352	1017Bane Ave, Residential Repair	10/15/2018	1017 Bane Ave.	W.W. Properties	William Harris	\$2,000.00	\$65.00	
SHING - 18 - 1273		09/27/2018	1526 Bearpond Rd.	Robertson Stanley D Robertson Jackie	Celso Cruz	\$10,180.00	\$65.00	0458 02042

#### Shingles

Total Value **\$17,980.00** (Avg.: \$4,495.00)

Total Fees **\$260.00**

Permits Issued: **4**

<b>TOTALS:</b>	Square Footage:	<b>131,172.40</b>	(Avg.: 2,851.57)	
	Value:	<b>\$13,825,725.00</b>	(Avg.: \$300,559.24)	
	Total Projects:	<b>50</b>		
	Permits Issued:	<b>50</b>		
	Total Fees:			<b>\$45,631.61</b>

**Vance County Planning & Development's**  
**Planning Activity**  
09/26/18 to 10/25/18

Short ID	Project Description	Project Start Date	Short Address	Owner Name	Total Fees
CUP	Business within the watershed area, WS-III-BW	10/18/2018		VW Properties	\$250.00
<b>BOA - Conditional Use Permit</b>					
<b>Total Fees</b>		<b>\$250.00</b>			
EXPT	Recombination, Egypt Mountain Rd. 82+ acres.	10/09/2018	Egypt Mountain Rd.	K & K Organics	\$30.00
EXPT	Recombination plat, Dick Smith Rd.	10/12/2018	Dick Smith Rd.	M & Em CO Llc	\$30.00
EXPT	Recombination, 0361A01010, Waters Edge Rd and Shady Lane.	10/18/2018	Shady Ln.	Olde Raleigh Land LLC	\$30.00
EXPT	Recombination, 7.132 acres on Satterwhite Point Rd.	10/23/2018		Jason W. Robertson	\$30.00
<b>Plan - Plat (Exempt)</b>					
<b>Total Fees</b>		<b>\$120.00</b>			
REZON	Rezoning Tract 1, 82.58 acres and Tract 2 2.05 acres. Tract 1 from AR to LI, Tract 2 from AR to GC1. Tax Map numbers 0453 05005 and 0453 05005A.	10/19/2018	616 Bearpond Rd.	Vance County	\$250.00
REZON	Rezone one parcel, tax ID# 0224 01009 located at 651 Bearpond Rd from GC1 to LI. Owner Bearpond Investments LLC, Applicant Vance County.	10/19/2018	651 Bearpond Rd.	Bearpond Investments Llc	\$250.00
<b>Plan - Rezoning</b>					

<b>Total Fees</b>		<b>\$500.00</b>			
MRSUB	One lot, off S Lake Lodge Rd, accessed by easement.	10/02/2018	S Lodge Lake Rd.	Louis D. Foster III	\$175.00
MRSUB	One lot, 27 acres remaining. 1322 Mabry Mill Rd. Entirely within WS-III-BW Anderson Creek Watershed.	10/23/2018	620 Mabry Mill Rd.	Mark C. or Kristy Minish	\$175.00
MRSUB	One lot, 1.23 acres along Dick Smith Rd. WS-IV-Tar River Watershed Area.	10/25/2018		Jane B. Cole	\$175.00
MRSUB	4 lots along E.W. Lester Rd.	10/25/2018	E.W. Lester Rd.	Robert E. Lester & Others	\$175.00
<b>Plan - Subdivision (Minor)</b>					
<b>Total Fees</b>		<b>\$700.00</b>			
<b>TOTALS:</b>	Total Projects:	<b>11</b>			
	Total Fees:	<b>\$1,570.00</b>			

DATE 9/28/18 100 REAL AND LISTED PERSONAL  
 TIME 17:18:38 REVENUE UNIT: ALL  
 USER JENWLL

VANCE COUNTY  
 LEVY COLLECTED REPORT  
 AS OF RUN DATE

REVENUE UNIT/ YEAR

PAGE 1  
 PROG# CL2237

YEAR	REVENUE UNIT CHARGE TYPE	(A) LEVY ORIG/ DISC	DISC BILLS INCL IN (A)	(B) LEVY PAID/ DSCNTS	DISCOUNTS INCL IN (B)	(C) NET ABATEMENTS	B+C/ A COLL %	LEVY OUTSTANDING
2000	00 VANCE COUNTY TAXES	122,344.23		100,195.16		21,524.95		624.12
	A ASSESSMENT	27,900.00		17,234.52		10,665.48		
	L LATE LISTING	86.71		6.59		80.12		
	* YEAR TOTAL	150,330.94		117,436.27		32,270.55	99.59	624.12
2001	00 VANCE COUNTY TAXES	199,122.20		130,725.70		67,251.26		1,145.24
	A ASSESSMENT	37,026.89		23,726.14		13,300.75		
	L LATE LISTING	165.27		136.13		29.14		
	* YEAR TOTAL	236,314.36		154,587.97		80,581.15	99.52	1,145.24
2002	00 VANCE COUNTY TAXES	240,406.36		203,439.02		36,576.44		390.90
	A ASSESSMENT	46,875.00		35,174.85		11,700.15		
	L LATE LISTING	2,745.38		1,370.39		1,374.99		
	* YEAR TOTAL	290,026.74		239,984.26		49,651.58	99.87	390.90
2003	00 VANCE COUNTY TAXES	289,381.07		261,858.21		25,427.06		2,095.80
	A ASSESSMENT	60,244.20		49,900.92		10,268.28		75.00
	L LATE LISTING	2,607.42		1,566.00		1,001.37		40.05
	* YEAR TOTAL	352,232.69		313,325.13		36,696.71	99.38	2,210.85
2004	00 VANCE COUNTY TAXES	379,828.78	901.28	355,996.75		22,931.48		900.55
	A ASSESSMENT	71,100.00		62,517.42		8,507.58		75.00
	L LATE LISTING	1,352.83		1,005.40		310.58		36.85
	* YEAR TOTAL	452,281.61	901.28	419,519.57		31,749.64	99.78	1,012.40
2005	00 VANCE COUNTY TAXES	617,234.18		590,678.93		12,912.49		13,642.76
	A ASSESSMENT	127,695.00		116,791.63		3,407.00		7,496.37
	L LATE LISTING	1,996.39		1,558.42		34.31		403.66
	* YEAR TOTAL	746,925.57		709,028.98		16,353.80	97.12	21,542.79
2006	00 VANCE COUNTY TAXES	4,705,597.14	11,816.19	4,680,552.10		13,222.19		11,822.85
	A ASSESSMENT	647,352.04		634,187.44		3,979.81		9,184.79
	L LATE LISTING	5,123.65		4,500.50		130.22		492.93
	* YEAR TOTAL	5,358,072.83	11,816.19	5,319,240.04		17,332.22	99.60	21,500.57
2007	00 VANCE COUNTY TAXES	16,516,588.68	21,869.50	16,486,200.05		17,176.32		13,212.31

DATE 9/28/18  
TIME 17:18:38  
USER JENWLL

100 REAL AND LISTED PERSONAL  
REVENUE UNIT: ALL

VANCE COUNTY  
LEVY COLLECTED REPORT  
AS OF RUN DATE

REVENUE UNIT/YEAR

PAGE 2  
PROG# CL2237

YEAR	REVENUE UNIT CHARGE TYPE	(A) LEVY ORIG/DISC	DISC BILLS INCL IN (A)	(B) LEVY PAID/DSCNTS	DISCOUNTS INCL IN (B)	(C) NET ABATEMENTS	B+C/A COLL %	LEVY OUTSTANDING
2008	A ASSESSMENT	1,780,913.04		1,768,024.33		5,908.80		6,979.91
	L LATE LISTING	7,783.59		7,496.01		44.63		242.95
	* YEAR TOTAL	18,305,285.31	21,869.50	18,261,720.39		23,129.75	99.89	20,435.17
	VANCE COUNTY TAXES	18,501,368.11	36,640.61	18,462,243.41		24,531.14		14,593.56
2009	A ASSESSMENT	1,934,885.01		1,916,548.53		8,200.69		10,135.79
	L LATE LISTING	7,805.78		7,233.61		116.15		456.02
	* YEAR TOTAL	20,444,058.90	36,640.61	20,386,025.55		32,847.98	99.88	25,185.37
	VANCE COUNTY TAXES	18,208,394.81	3,665.66	18,163,618.78		30,036.08		14,739.95
2010	A ASSESSMENT	1,934,672.50		1,913,650.03		10,862.00		10,160.47
	L LATE LISTING	10,545.82		10,073.86		66.94		405.02
	* YEAR TOTAL	20,153,613.13	3,665.66	20,087,342.67		40,965.02	99.88	25,305.44
	VANCE COUNTY TAXES	18,236,686.34	7,148.78	18,164,883.04		55,815.95		15,987.35
2011	A ASSESSMENT	1,959,510.00		1,926,049.03		21,220.00		12,240.97
	L LATE LISTING	20,586.48		14,808.17		5,337.93		440.38
	* YEAR TOTAL	20,216,782.82	7,148.78	20,105,740.24		82,373.88	99.86	28,668.70
	VANCE COUNTY TAXES	18,773,059.43	238,861.19	18,439,664.32		307,844.18		25,550.93
2012	A ASSESSMENT	2,029,845.00	15,210.00	1,964,485.23		51,426.77		13,933.00
	L LATE LISTING	64,093.56	52,876.14	42,357.94		19,250.90		2,484.72
	* YEAR TOTAL	20,866,997.99	306,947.33	20,446,507.49		378,521.85	99.80	41,968.65
	VANCE COUNTY TAXES	18,773,059.43	238,861.19	18,439,664.32		307,844.18		25,550.93
2013	A ASSESSMENT	2,046,087.50	27,357.50	1,968,263.57		57,939.08		19,884.85
	L LATE LISTING	82,972.04	64,306.93	53,173.40		27,593.62		2,205.02
	* YEAR TOTAL	21,785,509.92	515,832.33	21,240,634.68		493,844.63	99.77	51,030.61
	VANCE COUNTY TAXES	19,656,450.38	424,167.90	19,219,197.71		408,311.93		28,940.74
2014	A ASSESSMENT	2,036,960.00	8,885.00	1,966,631.31		48,812.50		21,516.19
	L LATE LISTING	42,307.82	19,399.94	34,171.16		3,791.11		4,345.55
	* YEAR TOTAL	21,825,862.90	192,529.62	21,430,228.60		323,678.76	99.68	71,955.54
	VANCE COUNTY TAXES	19,746,595.08	164,244.68	19,429,426.13		271,075.15		46,093.80
2014	A ASSESSMENT	2,000,300.00	22,100.00	1,954,796.24		30,747.50		14,756.26
	L LATE LISTING	37,614.91	19,555.75	23,988.22		6,932.36		6,694.33
	* YEAR TOTAL	21,825,862.90	192,529.62	21,430,228.60		323,678.76	99.68	71,955.54
	VANCE COUNTY TAXES	19,746,595.08	164,244.68	19,429,426.13		271,075.15		46,093.80



DATE 9/28/18  
TIME 17:18:38  
USER JENWLL

100 REAL AND LISTED PERSONAL  
REVENUE UNIT: ALL

VANCE COUNTY  
LEVY COLLECTED REPORT  
AS OF RUN DATE

REVENUE UNIT / YEAR

PAGE 3  
PROG# CL2237

YEAR	REVENUE UNIT CHARGE TYPE	(A) LEVY ORIG/ DISC	DISC BILLS INCL IN (A)	(B) LEVY PAID/ DSCNTS	DISCOUNTS INCL IN (B)	(C) NET ABATEMENTS	B+C/ A COLL %	LEVY OUTSTANDING
*	YEAR TOTAL	21,864,087.08	211,662.84	21,578,627.04		208,672.84	99.65	76,787.20
2015 00	VANCE COUNTY TAXES	20,460,290.21	920,421.25	19,746,948.85		632,646.31		80,695.05
A	ASSESSMENT	1,957,485.00	18,345.00	1,928,085.69		11,965.00		17,434.31
L	LATE LISTING	109,092.95	101,049.00	25,471.21		82,486.19		1,135.55
*	YEAR TOTAL	22,526,868.16	1,039,815.25	21,700,505.75		727,097.50	99.56	99,264.91
2016 00	VANCE COUNTY TAXES	20,199,580.68	321,958.88	19,755,555.58		150,025.57		293,999.53
A	ASSESSMENT	2,062,720.00	58,795.00	1,978,462.44		24,777.50		59,480.06
L	LATE LISTING	49,532.87	42,771.38	37,426.37		9,436.86		2,669.64
*	YEAR TOTAL	22,311,833.55	423,525.26	21,771,444.39		184,239.93	98.41	356,149.23
2017 00	VANCE COUNTY TAXES	20,528,473.74	180,311.12	19,929,332.30		99,518.78		499,622.66
A	ASSESSMENT	2,037,630.00	3,570.00	1,916,619.98		10,185.00		110,825.02
L	LATE LISTING	34,560.52	10,937.23	22,401.50		628.44		11,530.58
*	YEAR TOTAL	22,600,664.26	194,818.35	21,868,353.78		110,332.22	97.25	621,978.26
2018 00	VANCE COUNTY TAXES	20,962,446.42	96,250.41	4,034,372.44		21,040.68		16,907,033.30
A	ASSESSMENT	2,170,448.00	3,136.00	410,280.12		2,464.00		1,757,703.88
L	LATE LISTING	23,257.91	3,794.02	5,539.76		338.91		17,379.24
*	YEAR TOTAL	23,156,152.33	103,180.43	4,450,192.32		23,843.59	19.33	18,682,116.42
**	REV UNT TOT	263,643,901.09	3,070,353.43	240,600,445.12		2,894,183.60	92.36	20,149,272.37

DATE 9/28/18 100 REAL AND LISTED PERSONAL  
 TIME 17:18:38 REVENUE UNIT: ALL  
 USER JENWLL

VANCE COUNTY  
 LEVY COLLECTED REPORT  
 AS OF RUN DATE

REVENUE UNIT/ YEAR

PAGE 12  
 PROG# CL2237

YEAR	REVENUE UNIT CHARGE TYPE	(A) LEVY ORIGINAL DISC	DISC BILLS INCL IN (A)	(B) LEVY PAID/ DSCNTS	DISCOUNTS INCL IN (B)	(C) NET ABATEMENTS	B+C/ A COLL %	LEVY OUTSTANDING
2002	12 FIRE DISTRICT TAXES	4,124.55		3,317.20		807.35		
	* YEAR TOTAL	4,124.55		3,317.20		807.35	100.00	
2003	12 FIRE DISTRICT TAXES	6,729.53		6,054.60		603.59		71.34
	* YEAR TOTAL	6,729.53		6,054.60		603.59	98.94	71.34
2004	12 FIRE DISTRICT TAXES	8,740.21	28.59	8,189.80		517.65		32.76
	* YEAR TOTAL	8,740.21	28.59	8,189.80		517.65	99.63	32.76
2005	12 FIRE DISTRICT TAXES	13,511.98		12,967.31		217.94		326.73
	L LATE LISTING			.20		.20-		
	* YEAR TOTAL	13,511.98		12,967.51		217.74	97.59	326.73
2006	12 FIRE DISTRICT TAXES	89,836.07	404.13	89,342.14		214.94		278.99
	* YEAR TOTAL	89,836.07	404.13	89,342.14		214.94	99.69	278.99
2007	12 FIRE DISTRICT TAXES	342,310.78	723.66	341,752.59		261.37		296.82
	* YEAR TOTAL	342,310.78	723.66	341,752.59		261.37	99.92	296.82
2008	12 FIRE DISTRICT TAXES	397,167.68	1,220.07	396,390.86		438.72		338.10
	L LATE LISTING			.21		.21-		
	* YEAR TOTAL	397,167.68	1,220.07	396,391.07		438.51	99.92	338.10
2009	12 FIRE DISTRICT TAXES	403,358.41	120.39	402,487.31		501.71		369.39
	L LATE LISTING			1.26		1.58-		.32
	* YEAR TOTAL	403,358.41	120.39	402,488.57		500.13	99.91	369.71
2010	12 FIRE DISTRICT TAXES	402,067.02	235.37	400,799.64		852.63		414.75
	L LATE LISTING			1.98		2.30-		.32
	* YEAR TOTAL	402,067.02	235.37	400,801.62		850.33	99.90	415.07
2011	12 FIRE DISTRICT TAXES	413,720.18	4,886.84	406,823.00		6,403.94		493.24

DATE 9/28/18  
TIME 17:18:38  
USER JENWLL

100 REAL AND LISTED PERSONAL  
REVENUE UNIT: ALL

VANCE COUNTY  
LEVY COLLECTED REPORT  
AS OF RUN DATE

REVENUE UNIT/ YEAR

PAGE 13  
PROG# CL2237

YEAR	REVENUE UNIT CHARGE TYPE	(A) LEVY ORIG/ DISC	DISC BILLS INCL IN (A)	(B) LEVY PAID/ DSCNTS	DISCOUNTS INCL IN (B)	(C) NET ABATEMENTS	B+C/ A COLL %	LEVY OUTSTANDING
	L LATE LISTING	1,123.56	859.87	680.14		418.56		24.86
	* YEAR TOTAL	414,843.74	5,746.71	407,503.14		6,822.50	99.88	518.10
2012	12 FIRE DISTRICT TAXES	666,994.21	7,263.01	634,452.70		31,706.94		834.57
	L LATE LISTING	1,961.06	1,180.07	1,502.57		418.85		39.64
	* YEAR TOTAL	668,955.27	8,443.08	635,955.27		32,125.79	99.87	874.21
2013	12 FIRE DISTRICT TAXES	655,653.87	4,628.49	648,306.15		6,299.44		1,048.28
	L LATE LISTING	1,340.28	323.26	1,162.62		138.95		38.71
	* YEAR TOTAL	656,994.15	4,951.75	649,468.77		6,438.39	99.84	1,086.99
2014	12 FIRE DISTRICT TAXES	649,950.65	5,833.35	643,915.53		4,818.84		1,216.28
	L LATE LISTING	1,199.80	420.65	919.04		195.99		84.77
	* YEAR TOTAL	651,150.45	6,254.00	644,834.57		5,014.83	99.81	1,301.05
2015	12 FIRE DISTRICT TAXES	647,489.28	7,381.65	639,192.56		6,096.92		2,199.80
	L LATE LISTING	1,625.22	1,352.19	433.55		1,154.86		36.81
	* YEAR TOTAL	649,114.50	8,733.84	639,626.11		7,251.78	99.66	2,236.61
2016	12 FIRE DISTRICT TAXES	658,471.23	10,228.25	638,328.28		7,573.01		12,569.94
	L LATE LISTING	849.94	630.98	361.37		420.73		67.84
	* YEAR TOTAL	659,321.17	10,859.23	638,689.65		7,993.74	98.09	12,637.78
2017	12 FIRE DISTRICT TAXES	671,651.68	8,549.96	650,902.59		2,156.38		18,592.71
	L LATE LISTING	1,472.02	481.92	917.01		25.62		529.39
	* YEAR TOTAL	673,123.70	9,031.88	651,819.60		2,182.00	97.16	19,122.10
2018	12 FIRE DISTRICT TAXES	1,006,690.00	5,103.09	188,523.01		1,082.54		817,084.45
	L LATE LISTING	1,348.61	135.54	325.57		14.48		1,008.56
	* YEAR TOTAL	1,008,038.61	5,238.63	188,848.58		1,097.02	18.85	818,093.01
	** REV UNT TOT	7,049,387.82	61,991.33	6,118,050.79		73,337.66	87.83	857,999.37
	*** GROUP TOTAL	334,416,389.38	4,394,828.32	304,855,636.99		3,809,336.93	92.30	25,751,415.46

DATE 9/28/18 125 GAP VEHICLE BILLING  
 TIME 17:18:38 REVENUE UNIT: ALL  
 USER JENWLL

VANCE COUNTY  
 LEVY COLLECTED REPORT  
 AS OF RUN DATE

REVENUE UNIT/YEAR

PAGE 14  
 PROG# CL2237

YEAR	REVENUE UNIT CHARGE TYPE	(A) LEVY ORIGINAL DISC	DISC BILLS INCLUDED IN (A)	(B) LEVY PAID/DISCNTS	DISCOUNTS INCLUDED IN (B)	(C) NET ABATEMENTS	B+C/A COLL %	LEVY OUTSTANDING
2017 00	VANCE COUNTY TAXES	22,989.27		3,850.73		4,331.69		14,806.85
*	YEAR TOTAL	22,989.27		3,850.73		4,331.69	35.60	14,806.85
2018 00	VANCE COUNTY TAXES	45,953.51	45,953.51	4,172.06		493.05		41,288.40
*	YEAR TOTAL	45,953.51	45,953.51	4,172.06		493.05	10.16	41,288.40
2019 00	VANCE COUNTY TAXES	6,279.11	6,279.11			6,279.11		
*	YEAR TOTAL	6,279.11	6,279.11			6,279.11	100.00	
**	REV UNT TOT	75,221.89	52,232.62	8,022.79		11,103.85	25.43	56,095.25

DATE 9/28/18 125 GAP VEHICLE BILLING  
 TIME 17:18:38 REVENUE UNIT: ALL  
 USER JENWLL

VANCE COUNTY  
 LEVY COLLECTED REPORT  
 AS OF RUN DATE

REVENUE UNIT/ YEAR

PAGE 18  
 PROG# CL2237

YEAR	REVENUE UNIT CHARGE TYPE	( A ) LEVY ORI G/ DI SC	DI SC BILLS I NCL I N ( A )	( B ) LEVY PAI D/ DSCNTS	DI SCOUNTS I NCL I N ( B )	( C ) NET ABATEMENTS	B+C/ A COLL %	LEVY OUTSTANDI NG
2017 12	FI RE DI STRI CT TAXES	840.29		158.95		146.16		535.18
*	YEAR TOTAL	840.29		158.95		146.16	36.32	535.18
2018 12	FI RE DI STRI CT TAXES	1,754.47	1,754.47	165.80		24.08		1,564.59
*	YEAR TOTAL	1,754.47	1,754.47	165.80		24.08	10.83	1,564.59
2019 12	FI RE DI STRI CT TAXES	314.66	314.66			314.66		
*	YEAR TOTAL	314.66	314.66			314.66	100.00	
**	REV UNT TOT	2,909.42	2,069.13	324.75		484.90	27.83	2,099.77
***	GROUP TOTAL	100,931.68	70,900.11	9,713.30		14,742.42	24.23	76,475.96

DATE 9/28/18  
TIME 17:18:38  
USER JENWLL

150 PUBLIC UTILITIES  
REVENUE UNIT: ALL

VANCE COUNTY  
LEVY COLLECTED REPORT  
AS OF RUN DATE

REVENUE UNIT/ YEAR

PAGE 19  
PROG# CL2237

YEAR	REVENUE UNIT CHARGE TYPE	(A) LEVY ORIG/ DISC	DISC BILLS INCL IN (A)	(B) LEVY PAID/ DSCNTS	DISCOUNTS INCL IN (B)	(C) NET ABATEMENTS	B+C/A COLL %	LEVY OUTSTANDING
2003 00	VANCE COUNTY TAXES	77.41		74.57		2.84		
*	YEAR TOTAL	77.41		74.57		2.84	100.00	
2006 00	VANCE COUNTY TAXES	354,990.15		354,990.15			100.00	
*	YEAR TOTAL	354,990.15		354,990.15			100.00	
2007 00	VANCE COUNTY TAXES	559,394.08		559,394.08				
L	LATE LISTING	12.67		12.67				
*	YEAR TOTAL	559,406.75		559,406.75			100.00	
2008 00	VANCE COUNTY TAXES	641,262.39		641,262.39				
*	YEAR TOTAL	641,262.39		641,262.39			100.00	
2009 00	VANCE COUNTY TAXES	622,975.47		622,975.47				
L	LATE LISTING	24.24		24.24				
*	YEAR TOTAL	622,999.71		622,999.71			100.00	
2010 00	VANCE COUNTY TAXES	605,674.17		605,674.17				
*	YEAR TOTAL	605,674.17		605,674.17			100.00	
2011 00	VANCE COUNTY TAXES	609,356.48		609,356.48				
*	YEAR TOTAL	609,356.48		609,356.48			100.00	
2012 00	VANCE COUNTY TAXES	607,921.29		607,921.29				
*	YEAR TOTAL	607,921.29		607,921.29			100.00	
2013 00	VANCE COUNTY TAXES	608,310.46		608,310.46				
*	YEAR TOTAL	608,310.46		608,310.46			100.00	
2014 00	VANCE COUNTY TAXES	609,191.68		609,191.68				
*	YEAR TOTAL	609,191.68		609,191.68			100.00	

DATE 9/28/18  
TIME 17:18:38  
USER JENWLL

150 PUBLIC UTILITIES  
REVENUE UNIT: ALL

VANCE COUNTY  
LEVY COLLECTED REPORT  
AS OF RUN DATE

REVENUE UNIT/ YEAR

PAGE 20  
PROG# CL2237

YEAR	REVENUE UNIT CHARGE TYPE	(A) LEVY ORIG/ DISC	DISC BILLS INCL IN (A)	(B) LEVY PAID/ DSCNTS	DISCOUNTS INCL IN (B)	(C) NET ABATEMENTS	B+C/A COLL %	LEVY OUTSTANDING
2015 00	VANCE COUNTY TAXES	688,091.16	24.26	688,076.32		1.58		13.26
*	YEAR TOTAL	688,091.16	24.26	688,076.32		1.58	100.00	13.26
2016 00	VANCE COUNTY TAXES	779,311.38		779,311.38				
*	YEAR TOTAL	779,311.38		779,311.38			100.00	
2017 00	VANCE COUNTY TAXES	784,322.66		784,322.66				
L	LATE LISTING			60.52		60.52-		
*	YEAR TOTAL	784,322.66		784,383.18		60.52-	100.00	
2018 00	VANCE COUNTY TAXES	802,318.43		471.19				801,847.24
*	YEAR TOTAL	802,318.43		471.19			.06	801,847.24
**	REV UNT TOT	8,273,234.12	24.26	7,471,429.72		56.10-	90.31	801,860.50

DATE 9/28/18  
TIME 17:18:38  
USER JENWLL

150 PUBLIC UTILITIES  
REVENUE UNIT: ALL

VANCE COUNTY  
LEVY COLLECTED REPORT  
AS OF RUN DATE

REVENUE UNIT/YEAR

PAGE 25  
PROG# CL2237

YEAR	REVENUE UNIT CHARGE TYPE	(A) LEVY ORIG/DISC	DISC BILLS INCL IN (A)	(B) LEVY PAID/DSCNTS	DISCOUNTS INCL IN (B)	(C) NET ABATEMENTS	B+C/A COLL %	LEVY OUTSTANDING
2006 12	FIRE DISTRICT TAXES	7,269.34		7,269.34				
*	YEAR TOTAL	7,269.34		7,269.34			100.00	
2007 12	FIRE DISTRICT TAXES	9,800.62		9,800.62				
*	YEAR TOTAL	9,800.62		9,800.62			100.00	
2008 12	FIRE DISTRICT TAXES	10,987.24		10,987.24				
*	YEAR TOTAL	10,987.24		10,987.24			100.00	
2009 12	FIRE DISTRICT TAXES	10,969.95		10,969.95				
*	YEAR TOTAL	10,969.95		10,969.95			100.00	
2010 12	FIRE DISTRICT TAXES	10,818.60		10,818.60				
*	YEAR TOTAL	10,818.60		10,818.60			100.00	
2011 12	FIRE DISTRICT TAXES	11,212.98		11,212.98				
*	YEAR TOTAL	11,212.98		11,212.98			100.00	
2012 12	FIRE DISTRICT TAXES	17,464.01		17,464.01				
*	YEAR TOTAL	17,464.01		17,464.01			100.00	
2013 12	FIRE DISTRICT TAXES	17,835.77		17,835.77				
*	YEAR TOTAL	17,835.77		17,835.77			100.00	
2014 12	FIRE DISTRICT TAXES	18,076.29		18,076.29				
*	YEAR TOTAL	18,076.29		18,076.29			100.00	
2015 12	FIRE DISTRICT TAXES	21,895.14	1.06	21,894.47				.67
*	YEAR TOTAL	21,895.14	1.06	21,894.47			100.00	.67
2016 12	FIRE DISTRICT							



DATE 9/28/18  
 TIME 17:18:38  
 USER JENWLL

150 PUBLIC UTILITIES  
 REVENUE UNIT: ALL

VANCE COUNTY  
 LEVY COLLECTED REPORT  
 AS OF RUN DATE

REVENUE UNIT/ YEAR

PAGE 26  
 PROG# CL2237

YEAR	REVENUE UNIT CHARGE TYPE	(A) LEVY ORIG/ DISC	DISC BILLS INCL IN (A)	(B) LEVY PAID/ DSCNTS	DISCOUNTS INCL IN (B)	(C) NET ABATEMENTS	B+C/ A COLL %	LEVY OUTSTANDING
	TAXES	24,653.10		24,653.10				
	* YEAR TOTAL	24,653.10		24,653.10			100.00	
2017 12	FIRE DISTRICT TAXES	24,951.20		24,951.20		.75-		
	L LATE LISTING			.75				
	* YEAR TOTAL	24,951.20		24,951.95		.75-	100.00	
2018 12	FIRE DISTRICT TAXES	37,572.73						37,572.73
	* YEAR TOTAL	37,572.73						37,572.73
	** REV UNT TOT	223,506.97	1.06	185,934.32		.75-	83.19	37,573.40
	*** GROUP TOTAL	11,126,457.84	28.33	10,059,750.99		98.57-	90.42	1,066,805.42

DATE 9/28/18 200 REGISTERED VEHICLE  
 TIME 17:18:38 REVENUE UNIT: ALL  
 USER JENWLL

VANCE COUNTY  
 LEVY COLLECTED REPORT  
 AS OF RUN DATE

REVENUE UNIT/ YEAR

PAGE 27  
 PROG# CL2237

YEAR	REVENUE UNIT CHARGE TYPE	(A) LEVY ORIG/ DISC	DISC BILLS INCL IN (A)	(B) LEVY PAID/ DSCNTS	DISCOUNTS INCL IN (B)	(C) NET ABATEMENTS	B+C/ A COLL %	LEVY OUTSTANDING
2000 00	VANCE COUNTY TAXES	51,147.03		15,739.14		35,307.78		100.11
*	YEAR TOTAL	51,147.03		15,739.14		35,307.78	99.81	100.11
2001 00	VANCE COUNTY TAXES	61,032.85		19,463.85		41,562.69		6.31
*	YEAR TOTAL	61,032.85		19,463.85		41,562.69	99.99	6.31
2002 00	VANCE COUNTY TAXES	64,790.81		28,623.03		36,167.78		
*	YEAR TOTAL	64,790.81		28,623.03		36,167.78	100.00	
2003 00	VANCE COUNTY TAXES	65,201.36		33,554.98		31,646.38		
*	YEAR TOTAL	65,201.36		33,554.98		31,646.38	100.00	
2004 00	VANCE COUNTY TAXES	79,393.27		49,371.22		30,022.05		
*	YEAR TOTAL	79,393.27		49,371.22		30,022.05	100.00	
2005 00	VANCE COUNTY TAXES	232,362.23		203,282.75		40.07		29,039.41
*	YEAR TOTAL	232,362.23		203,282.75		40.07	87.51	29,039.41
2006 00	VANCE COUNTY TAXES	1,709,684.20		1,680,447.86		264.42		28,971.92
L	LATE LISTING	.30-		.30-				
*	YEAR TOTAL	1,709,683.90		1,680,447.56		264.42	98.31	28,971.92
2007 00	VANCE COUNTY TAXES	2,672,490.30		2,644,373.20		1,550.06		26,567.04
*	YEAR TOTAL	2,672,490.30		2,644,373.20		1,550.06	99.01	26,567.04
2008 00	VANCE COUNTY TAXES	2,377,859.90		2,353,994.78		623.51		23,241.61
L	LATE LISTING	.03-		.03-				
*	YEAR TOTAL	2,377,859.87		2,353,994.75		623.51	99.03	23,241.61
2009 00	VANCE COUNTY TAXES	2,026,433.15		1,999,079.96		1,922.37		25,430.82
L	LATE LISTING	.02-		.02-				
*	YEAR TOTAL	2,026,433.13		1,999,079.94		1,922.37	98.75	25,430.82

DATE 9/28/18 200 REGISTERED VEHICLE  
 TIME 17:18:38 REVENUE UNIT: ALL  
 USER JENWLL

VANCE COUNTY  
 LEVY COLLECTED REPORT  
 AS OF RUN DATE

REVENUE UNIT/ YEAR

PAGE 28  
 PROG# CL2237

YEAR	REVENUE UNIT CHARGE TYPE	(A) LEVY ORIG/ DISC	DISC BILLS INCL IN (A)	(B) LEVY PAID/ DSCNTS	DISCOUNTS INCL IN (B)	(C) NET ABATEMENTS	B+C/ A COLL %	LEVY OUTSTANDING
2010 00	VANCE COUNTY TAXES	1,794,422.05	3,658.97	1,744,120.95		27,132.76		23,168.34
*	YEAR TOTAL	1,794,422.05	3,658.97	1,744,120.95		27,132.76	98.71	23,168.34
2011 00	VANCE COUNTY TAXES	2,231,343.97	11,437.28	2,156,787.41		49,341.36		25,215.20
*	YEAR TOTAL	2,231,343.97	11,437.28	2,156,787.41		49,341.36	98.87	25,215.20
2012 00	VANCE COUNTY TAXES	2,154,248.50	5,477.76	2,069,814.34		55,247.12		29,187.04
*	YEAR TOTAL	2,154,248.50	5,477.76	2,069,814.34		55,247.12	98.65	29,187.04
2013 00	VANCE COUNTY TAXES	1,319,211.80	5,342.72	1,263,780.56		29,954.81		25,476.43
*	YEAR TOTAL	1,319,211.80	5,342.72	1,263,780.56		29,954.81	98.07	25,476.43
2014 00	VANCE COUNTY TAXES	3,592.87	879.64	3,174.77		83.85		334.25
*	YEAR TOTAL	3,592.87	879.64	3,174.77		83.85	90.70	334.25
2015 00	VANCE COUNTY TAXES	310.14	310.14	291.18				18.96
*	YEAR TOTAL	310.14	310.14	291.18			93.89	18.96
**	REV UNT TOT	16,843,524.08	27,106.51	16,265,899.63		340,867.01	98.60	236,757.44

DATE 9/28/18 200 REGISTERED VEHICLE  
 TIME 17:18:38 REVENUE UNIT: ALL  
 USER JENWLL

VANCE COUNTY  
 LEVY COLLECTED REPORT  
 AS OF RUN DATE

REVENUE UNIT/ YEAR

PAGE 35  
 PROG# CL2237

YEAR	REVENUE UNIT CHARGE TYPE	(A) LEVY ORIG/ DISC	DISC BILLS INCL IN (A)	(B) LEVY PAID/ DSCNTS	DISCOUNTS INCL IN (B)	(C) NET ABATEMENTS	B+C/ A COLL %	LEVY OUTSTANDING
2002 12	FIRE DISTRICT TAXES	727.43		385.85		341.58		
*	YEAR TOTAL	727.43		385.85		341.58	100.00	
2003 12	FIRE DISTRICT TAXES	1,378.08		786.42		591.66		
*	YEAR TOTAL	1,378.08		786.42		591.66	100.00	
2004 12	FIRE DISTRICT TAXES	1,770.44		1,170.00		600.44		
*	YEAR TOTAL	1,770.44		1,170.00		600.44	100.00	
2005 12	FIRE DISTRICT TAXES	5,276.33		4,703.46		1.32		571.55
*	YEAR TOTAL	5,276.33		4,703.46		1.32	89.17	571.55
2006 12	FIRE DISTRICT TAXES	40,840.25		40,315.78		7.62		516.85
*	YEAR TOTAL	40,840.25		40,315.78		7.62	98.74	516.85
2007 12	FIRE DISTRICT TAXES	63,154.07		62,591.69		46.40		515.98
*	YEAR TOTAL	63,154.07		62,591.69		46.40	99.19	515.98
2008 12	FIRE DISTRICT TAXES	56,307.26		55,851.49		16.43		439.34
*	YEAR TOTAL	56,307.26		55,851.49		16.43	99.22	439.34
2009 12	FIRE DISTRICT TAXES	48,832.57		48,162.84		41.41		628.32
*	YEAR TOTAL	48,832.57		48,162.84		41.41	98.72	628.32
2010 12	FIRE DISTRICT TAXES	42,756.54	102.48	41,953.88		262.08		540.58
*	YEAR TOTAL	42,756.54	102.48	41,953.88		262.08	98.74	540.58
2011 12	FIRE DISTRICT TAXES	53,858.96	284.46	52,340.36		969.55		549.05
*	YEAR TOTAL	53,858.96	284.46	52,340.36		969.55	98.99	549.05
2012 12	FIRE DISTRICT							

DATE 9/28/18 200 REGISTERED VEHICLE  
 TIME 17:18:38 REVENUE UNIT: ALL  
 USER JENWLL

VANCE COUNTY  
 LEVY COLLECTED REPORT  
 AS OF RUN DATE

REVENUE UNIT/YEAR

PAGE 36  
 PROG# CL2237

YEAR	REVENUE UNIT CHARGE TYPE	(A) LEVY ORIGINAL/ DISC	DISC BILLS INCL IN (A)	(B) LEVY PAID/ DSCNTS	DISCOUNTS INCL IN (B)	(C) NET ABATEMENTS	B+C/ A COLL %	LEVY OUTSTANDING
	TAXES	67,638.35	174.39	65,518.32		1,251.99		868.04
	* YEAR TOTAL	67,638.35	174.39	65,518.32		1,251.99	98.72	868.04
2013 12	FIRE DISTRICT TAXES	48,243.68	202.41	46,450.95		942.67		850.06
	* YEAR TOTAL	48,243.68	202.41	46,450.95		942.67	98.24	850.06
2014 12	FIRE DISTRICT TAXES	112.52	43.70	97.29		4.29		10.94
	* YEAR TOTAL	112.52	43.70	97.29		4.29	90.28	10.94
2015 12	FIRE DISTRICT TAXES	.96	.96					.96
	* YEAR TOTAL	.96	.96					.96
	** REV UNT TOT	430,897.44	808.40	420,328.33		5,077.44	98.73	5,491.67
	*** GROUP TOTAL	21,536,372.01	33,374.46	20,733,218.34		473,444.00	98.47	329,709.67

DATE 9/28/18  
TIME 17:20:10  
USER JENWLL

CURR TAX YEAR: 2018

VANCE COUNTY  
TAX COLLECTIONS REPORT ALL RGCDs BY UNIT/YEAR  
DEPOSIT DATE RANGE 9/01/2018 THRU 9/30/2018  
YEAR RANGE 2000 THRU 2018

PAGE 1  
PROG# CL2223A

REVENUE UNIT: 00 VANCE COUNTY

YEAR	BEGINNING LEVY	ADDITIONS TO LEVY MTD	ADDITIONS YTD	DISCOUNTS AND RELEASES TO LEVY MTD	DISCOUNTS AND RELEASES YTD	ADJUSTED LEVY	COLLECTED MTD	COLLECTED YTD	ENDING BALANCE
2018	20,885,659.90	855,551.70	970,392.71	7,893.75	43,948.98	21,812,103.63	1,240,952.53	4,044,555.45	17,767,548.18
2017	664,531.30		3,229.93	1,271.91	4,902.28	662,858.95	31,640.44	136,898.86	525,960.09
2016	337,694.91		3,215.91	1,203.74	4,803.00	336,107.82	6,292.85	39,438.65	296,669.17
2015	100,326.04			1,391.87	1,391.87	98,934.17	1,342.60	17,071.35	81,862.82
2014	65,726.94			1,391.87	1,391.87	64,335.07	1,129.24	1,969.88	62,365.19
2013	77,443.30			604.65	668.47	76,774.83	165.09	859.05	75,915.78
2012	61,791.73			604.65	662.67	61,129.06	375.11	796.26	60,332.80
2011	54,084.84			604.65	604.65	53,480.19		229.34	53,250.85
2010	40,259.55			604.64	604.64	39,654.91	3.44	58.84	39,596.07
2009	41,074.86			604.64	604.64	40,470.22			40,470.22
2008	38,908.21			617.02	617.02	38,291.19			38,291.19
2007	40,760.19			532.77	532.77	40,227.42	13.80	205.12	40,022.30
2006	41,552.32			246.74	246.74	41,305.58		17.88	41,287.70
2005	43,085.83					43,085.83			43,085.83
2004	937.40					937.40			937.40
2003	2,175.45					2,175.45		39.60	2,135.85
2002	390.90					390.90			390.90
2001	1,151.55					1,151.55			1,151.55
2000	724.23					724.23			724.23
TOTAL	22,498,279.45	855,551.70	976,838.55	17,572.90	60,979.60	23,414,138.40	1,281,915.10	4,242,140.28	19,171,998.12
CURRENT INTEREST & COLLECTORS FEES							5,122.59	6,906.66	
PRIOR INTEREST & COLLECTORS FEES							4,825.58	25,600.26	
TOTAL INTEREST & COLLECTORS FEES							9,948.17	32,506.92	
TOTAL PRIOR YEARS TAXES							40,962.57	197,584.83	

DATE 9/28/18  
TIME 17:20:10  
USER JENWLL

CURR TAX YEAR: 2018

VANCE COUNTY  
TAX COLLECTIONS REPORT ALL RGDS BY UNIT/YEAR  
DEPOSIT DATE RANGE 9/01/2018 THRU 9/30/2018  
YEAR RANGE 2000 THRU 2018

PAGE 2  
PROG# CL2223A

REVENUE UNIT: 00 VANCE COUNTY

YEAR	BEGINNING LEVY	ADDITIONS TO LEVY MTD	ADDITIONS YTD	DISCOUNTS AND RELEASES TO LEVY MTD	DISCOUNTS AND RELEASES YTD	ADJUSTED LEVY	COLLECTED MTD	COLLECTED YTD	ENDING BALANCE
TOTAL TAXES & INTEREST & COLLECTORS FEES							1,291,863.27	4,274,647.20	
DISCOVERIES TAXES & INTEREST									
NET							1,291,863.27	4,274,647.20	
CURRENT YEAR PERCENTAGE 18.54									

DATE 9/28/18  
TIME 17:20:10  
USER JENWLL

CURR TAX YEAR: 2018

VANCE COUNTY  
TAX COLLECTIONS REPORT ALL RGCDs BY UNIT/YEAR  
DEPOSIT DATE RANGE 9/01/2018 THRU 9/30/2018  
YEAR RANGE 2000 THRU 2018

PAGE 5  
PROG# CL2223A

REVENUE UNIT: 12 FIRE DISTRICT

YEAR	BEGINNING LEVY	ADDITIONS TO LEVY MTD	ADDITIONS YTD	DISCOUNTS AND RELEASES TO LEVY MTD	DISCOUNTS AND RELEASES YTD	ADJUSTED LEVY	COLLECTED MTD	COLLECTED YTD	ENDING BALANCE
2018	1,002,799.98	40,539.61	45,735.41	450.15	2,290.68	1,046,244.71	51,174.64	189,014.38	857,230.33
2017	23,353.46		159.69	48.27	224.83	23,288.32	832.18	3,631.04	19,657.28
2016	13,780.54		158.99	44.90	222.85	13,716.68	207.01	1,078.90	12,637.78
2015	2,733.54			39.37	39.37	2,694.17	46.55	455.93	2,238.24
2014	1,414.09			39.37	39.37	1,374.72	26.80	62.73	1,311.99
2013	1,975.24				3.27	1,971.97	8.45	34.92	1,937.05
2012	1,765.15				2.97	1,762.18	6.49	19.93	1,742.25
2011	1,071.82					1,071.82		4.67	1,067.15
2010	956.94					956.94		1.29	955.65
2009	998.03					998.03			998.03
2008	777.44					777.44			777.44
2007	819.48					819.48	.44	6.68	812.80
2006	795.84					795.84			795.84
2005	898.28					898.28			898.28
2004	32.76					32.76			32.76
2003	72.66					72.66		1.32	71.34
2002									
2001									
TOTAL	1,054,245.25	40,539.61	46,054.09	622.06	2,823.34	1,097,476.00	52,302.56	194,311.79	903,164.21
CURRENT INTEREST & COLLECTORS FEES							254.90	340.17	
PRIOR INTEREST & COLLECTORS FEES							107.44	594.73	
TOTAL INTEREST & COLLECTORS FEES							362.34	934.90	
TOTAL PRIOR YEARS TAXES							1,127.92	5,297.41	
TOTAL TAXES & INTEREST & COLLECTORS FEES							52,664.90	195,246.69	



CURR TAX YEAR: 2018

REVENUE UNIT: 12 FIRE DISTRICT

PROG# CL2223A

YEAR	BEGINNING LEVY	ADDITIONS TO LEVY MTD	ADDITIONS YTD	DISCOUNTS AND RELEASES TO LEVY MTD	DISCOUNTS AND RELEASES YTD	ADJUSTED LEVY	COLLECTED MTD	COLLECTED YTD	ENDING BALANCE
DISCOVERIES TAXES & INTEREST									
							52,664.90	195,246.69	
NET									
CURRENT YEAR PERCENTAGE		18.06							

		NORTH CAROLINA DIVISION OF VETERANS AFFAIRS																									
		ACTIVITIES REPORTING FORM																									
County/District:		Vance #6												Year	/Month	2018	OCTOBER										
		Correspondence Out			Request for Service (Telephone and In-Person)								Written Action Taken (claims & development)														
Date	Name	Faxes/E-mail	Written	Other	Telephone Calls & In Person	OEI/OIF 2003-Present	Gulf War 1990-1991	Vietnam 1964 -1975	Korea 1950-1955	WWII 1941-1946	Other/Peace Time	Widow/Other	4138-development and follow-up	Compensation	DIC	Appeals - NOD; Form 9	Veteran's Pension	Widow's Pension	EVR - 21-8416	Education and Scholarships	Department of Defense	Medical	North Carolina Benefits	Presentations and briefings	Miscellaneous		
25-Sep	"	2	1	1	2			2																		2	
26-Sep	"				3			3						2												1	
27-Sep	"																										
28-Sep	"																										
1-Oct	"	2	3	4	8			3	2	1		2		2				1						1		2	
2-Oct	"				3	1	1	1															1		1		
3-Oct	"	1	1	2	6			2	1		1			4												2	
4-Oct	"		2	4	10			3	2		1			4									1		1		
5-Oct	"				5		2	2	1			1														5	
8-Oct	"																										
9-Oct	"	2	1	1	4	1	2	1						1									1			2	
10-Oct	"	2	3	7										1				1								2	
11-Oct	"				3			2						2													
12-Oct	"			1	3	2					1															3	
15-Oct	"		2	2	2						1						1					1				1	
16-Oct	"				2	2								1												1	
17-Oct	"																										
18-Oct	"	1	1	1	4			2			2			1												3	
19-Oct	"		1	1	4						3			1		1		1				1				4	
22-Oct			1	1	1			1						1			1	1									
23-Oct			1	1	1																						
24-Oct		1	2	2	5			4	1			4		2				1								3	
25-Oct		1			2						2															2	
26-Oct	"			1	4			1																			
29-Oct		3	3	3	3			2			1															3	
	TOTAL	15	22	32	75	6	5	29	7	1	12	7	0	22	0	1	2	5	0	0	0	2	4	0		38	

# *Miscellaneous*

***APPOINTMENTS***  
***November 5, 2018***

**Vance County Zoning Board of Adjustments – three year term**  
Reappoint Ruxton Bobbitt as alternate - appointed 2/2012



**Voting Delegate Designation Form**  
**Legislative Goals Conference**  
January 10-11, 2019 (Thursday – Friday)  
Raleigh Marriott Crabtree Valley – Wake County

**NOTE: Please place this action on your board meeting agenda.**

Each Board of County Commissioners is hereby requested to designate a commissioner or other official as a voting delegate for the 2019 Legislative Goals Conference. Each voting delegate should complete and sign the following statement and **return it to the Association no later than Friday, December 28, 2018.**

Please return form to Alisa Cobb, Executive Assistant, by email at [alisa.cobb@ncacc.org](mailto:alisa.cobb@ncacc.org) or by fax at 919-733-1065.

I, \_\_\_\_\_, hereby certify that I am the duly designated voting delegate for \_\_\_\_\_ County at the North Carolina Association of County Commissioners 2019 Legislative Goals Conference.

Signed: \_\_\_\_\_

Title: \_\_\_\_\_

Article VI, Section of the Association's Constitution provides:

"On all questions, including the election of officers, each county represented shall be entitled to one vote, which shall be the majority expression of the delegates of that county. The vote of any county in good standing may be cast by any one of its County Commissioners who is present at the time the vote is taken; provided, if no commissioner be present, such vote may be cast by another county official, elected or appointed, who holds elective office or an appointed position in the county whose vote is being cast and who is formally designated by the Board of County Commissioners. These provisions shall likewise govern district meetings of the Association. A county in good standing is defined as one which has paid the current year's dues."