

AGENDA

VANCE COUNTY BOARD OF COMMISSIONERS

February 3, 2020

Invocation

Rev. Joseph Ratliff, Shiloh Baptist Church

1. **Public Comments** (for those registered to speak by 5:45 p.m. - speakers are limited to five minutes)

2. **Appointment** **6:00 p.m.** **Derek Smith, NCDOT**
Update on Litter Abatement Programs

3. **Appointment** **6:15 p.m.** **Stuart Hill, Thompson, Price, Scott,**
Adams & Co.
FY 2018-2019 Audit Report

4. **Water District Board**

- a. **Committee Report**
- b. **Monthly Operations Report**

5. **Committee Reports and Recommendations**

- a. **Properties Committee**
 - Boiler Replacement – Eaton Johnson Gym
 - Dennis Building – Light Post Repair
 - Eaton Johnson – Updated Architectural Fees
 - Eaton Johnson Project Update
- b. **Intergovernmental Committee**
 - City/County Joint Programs and Partnerships
 - McGregor Hall Funding Request
 - Downtown Wi-Fi

6. **Finance Director's Report**

- a. **Surplus Property**
- b. **Purchase of New Ambulance**
- c. **Campbell Oil Lease/Contract**

7. **County Attorney's Report**

- a. **REO Properties – New Offers**
 - 318 Rowland Street – Parcel 0073 04002

8. **County Manager's Report**

- a. **Resolution – Black History Month**
- b. **Semi-Annual Jail Inspection Report**

9. **Consent Agenda Items**
 - a. **Budget Amendments and Transfers**
 - b. **Tax Refunds and Releases**
 - c. **Ambulance Charge-Offs**
 - d. **Monthly Reports**
 - e. **Minutes**

10. **Miscellaneous**
 - a. **Appointments**
 - b. **March Meeting Date**

AGENDA APPOINTMENT FORM

February 3, 2020

Name: Derek Smith

Name of Organization: NC Department of Transportation

Purpose of appearance: Update on Litter Abatement Programs



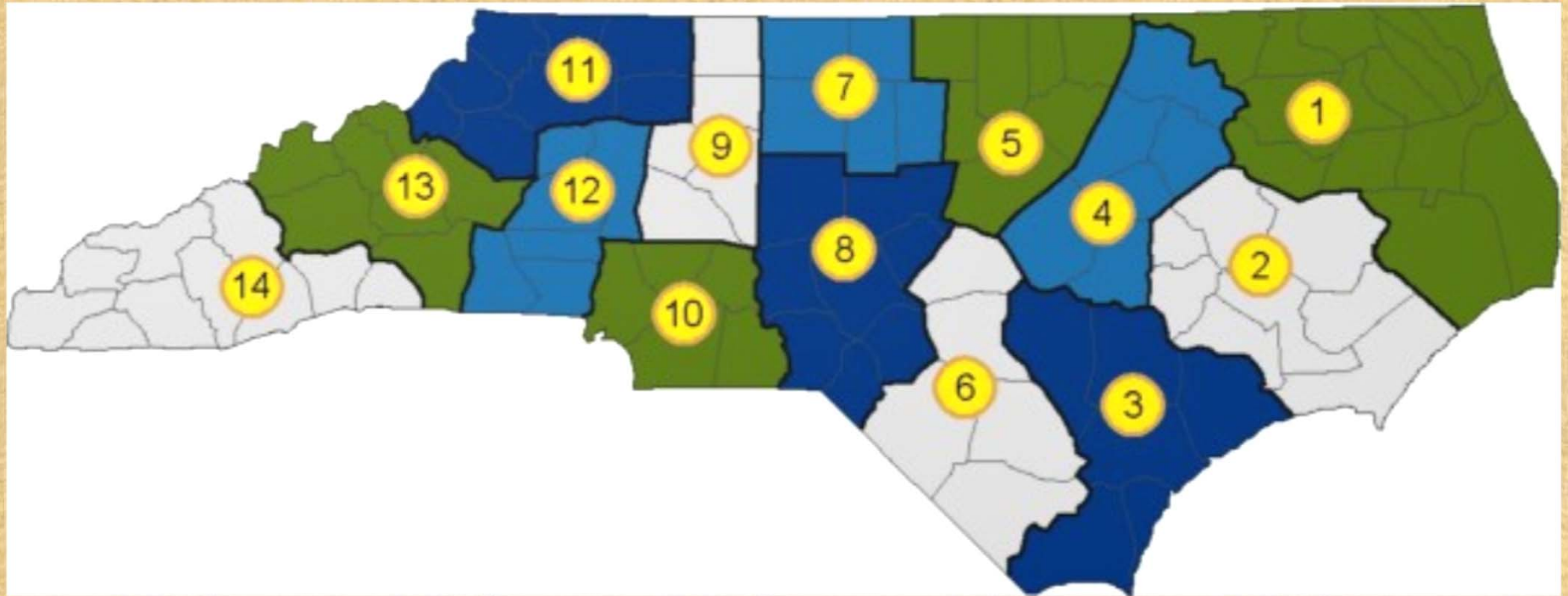
NORTH CAROLINA
Department of Transportation



Vance County Monthly Commissioners Meeting

Derek Smith, Environmental Engineer

February 3, 2020



Nation's second largest state-maintained road system
~ 80,000 miles of state-maintained roads / 300,000 acres
NC is the 9th most populous State; 10.5 million;
Before 2030, 8th; with 12.5 million
\$25.3 Billion Tourism Industry

The Department's 2020 litter prevention campaign had three components:

- Litter cleanup
- Education - prevention
- Enforcement

During 2019 NCDOT spent \$20.9 million removing litter from state routes.

NCDOT - Litter Abatement Programs

Adopt-A-Highway Program: Began in 1988; today 4,671 volunteer groups, 2-mile sections of some primary routes but mostly along secondary routes; DOT provides a sign recognizing volunteers; Min. of 4 litter removal cycles per year.

Sponsor-A-Highway Program: Began in 2011 (11 miles); Today 2 lead companies (CA based service providers) find local businesses willing to sponsor 1-mile segments of Interstate routes. In return, the local business receives an acknowledgement sign. The lead companies hire employees to pick up litter on behalf of the local business. Currently, 634 one-mile interstate segments are sponsored.

2 SPONSOR A HIGHWAY "Service Providers"

Adopt-A-Highway Litter Removal Service of America, Inc.

4407 Manchester Avenue, #201

Encinitas, CA 92024

Phone: (800) 499-2367

www.sponsorahighwaynorthcarolina.net

Adopt A Highway Maintenance Corporation

3158 Red Hill Avenue, Suite 200

Costa Mesa, CA 92626

Phone: (800) 200-0003 Ext. 314

www.adoptahighway.com/

NCDOT - Litter Abatement Programs

Contract Litter Removal (CLR): Currently 85 companies are under contract with NCDOT to remove litter along Interstate, Primary and Secondary routes. Some included within mowing operations. The Department also requires litter pickup in some mowing contracts. This brings the total contract levels to 29 litter only and 56 mowing/litter combined contracts.

Swat-A-Litterbug: Citizens can electronically or via written means send NCDOT the license plate of individuals seen littering the ROW. NCDOT in turn sends a letter to the registered vehicle owner discouraging this unlawful activity. Av. 10,000 letters per year.

Litter Sweep: Biannual effort to encourage all citizens to help remediate litter. Last two weeks of April and September.

NCDOT - Litter Abatement Programs

Community Service Litter Removal: Becoming more popular, utilized by Sheriff Depts. on county/county basis.

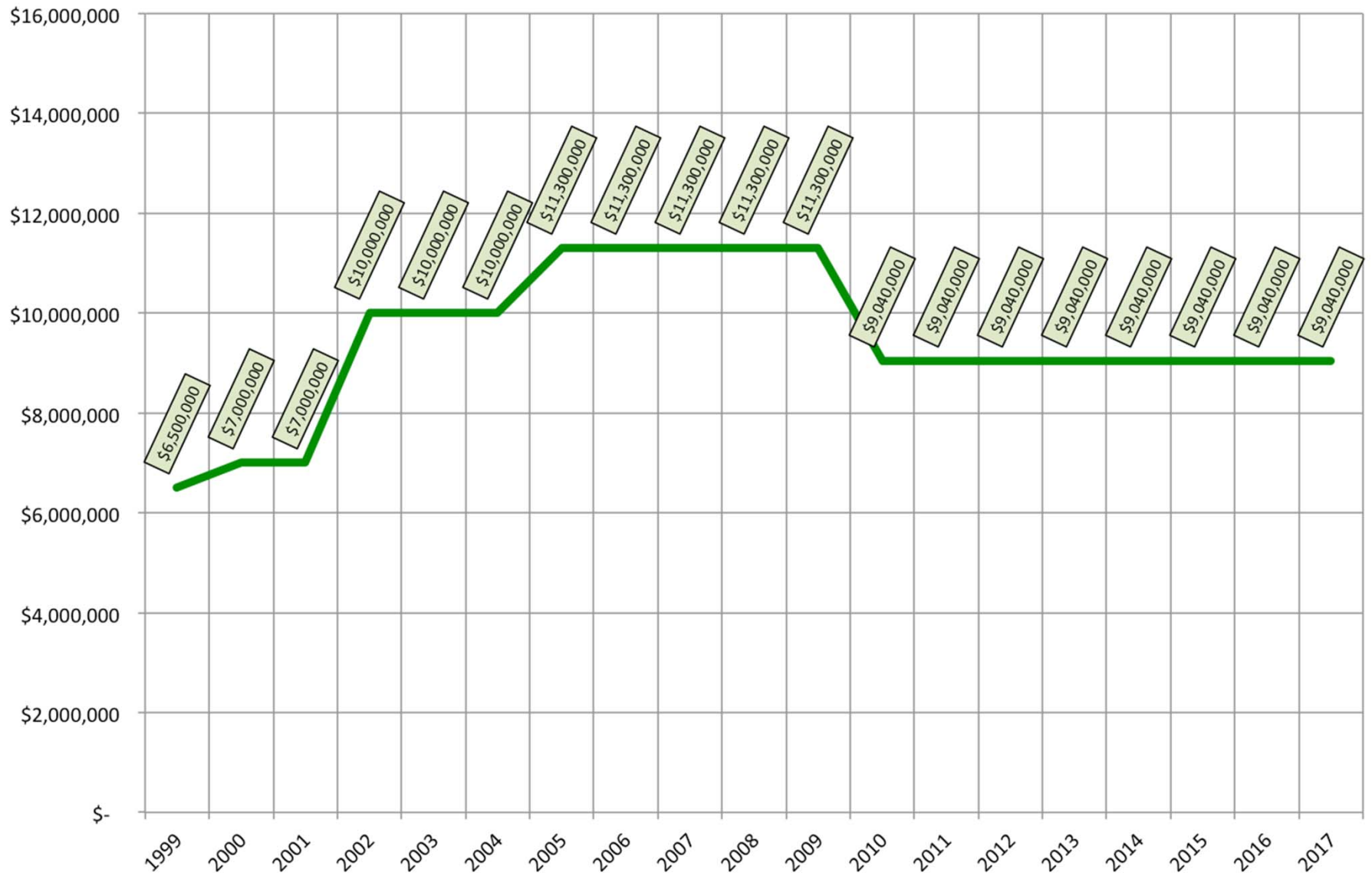
State Forces Cleanup and Bag Pickup: In addition to picking up litter, Division forces remove bagged litter from ROW following AAH, Litter Sweep, and Community Service litter removal activities.

Public Schools Awareness: NCDOT provides teachers with educational kits to educate students regarding environmental and aesthetic issue of litter; NC State Fair.

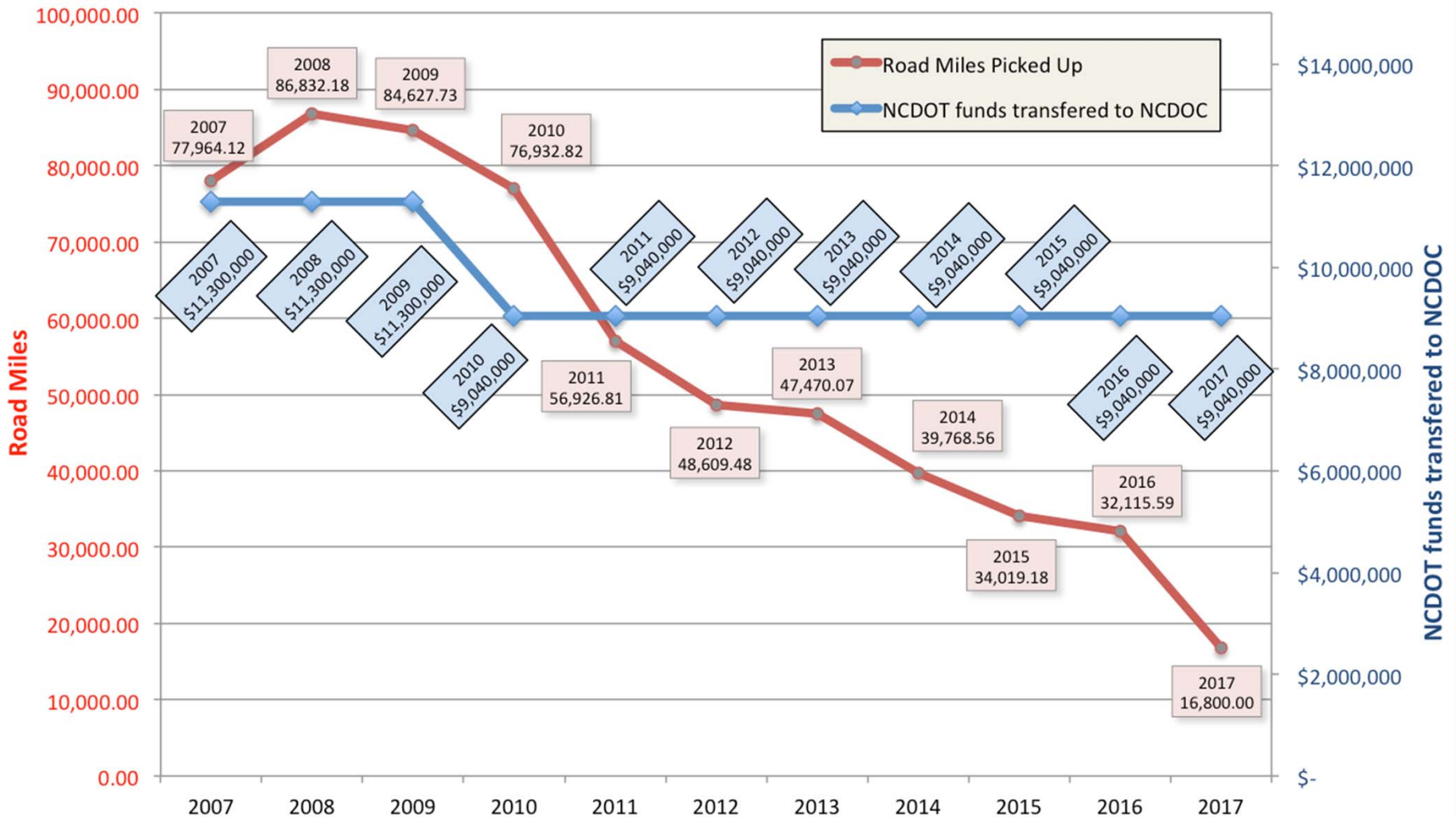
Public Service Announcements: NCDOT investigating best action plan.

Department of Corrections:

NC Department of Corrections Funding from NCDOT for Litter Pickup



NC Department of Corrections Litter Pickup for NC Highways



Source: DPS Database

STATEWIDE ROADSIDE LITTER REMOVAL BY YEAR

YEAR	Adopt-A-Highway	NCDOT Forces	Contract Litter Removal	Sponsor-A-Highway	Non-Contracted Volunteers	TOTALS
2018	1,023,360	657,330	5,004,855	304,830	29,100	7,019,475
2019	1,022,730	1,479,660	7,253,490	577,035	77,115	10,410,030

LITTER REMOVAL FROM VANCE COUNTY DURING 2019

VANCE COUNTY	Adopt-A-Highway (78 active groups)	NCDOT Forces	Contract Litter Removal	Sponsor-A-Highway	Non-Contracted Volunteers	Total Litter Removal
POUNDS	13,575	10,680	105,330	0	345	129,930
TONS	6.79	5.34	52.67	0	0.17	64.97

LITTER RELATED CITATIONS REPORTED STATEWIDE BY NC HIGHWAY PATROL

YEAR	LITTERING CITATIONS	IMPROPER LOADING / COVERING OF VEHICLES	TOTAL CITATIONS
2018	662	611	1,273
2019	481	743	1,224

As a general observation, only one-third of the littering citations result in a conviction.



THANK YOU FOR YOUR EFFORTS
REGARDING LITTER MANAGEMENT



AGENDA APPOINTMENT FORM
February 3, 2020

Name: Stuart Hill

Name of Organization: Thompson, Price, Scott, Adams & Co.

Purpose of appearance: Present FY 2018-19 Audit Report

Request of Board: Receive Audit Report



January 28, 2020

To the Board of Commissioners
Vance County
Henderson, North Carolina

We have audited the financial statements of the governmental activities, the business-type activities, the discretely presented component unit, each major fund, and the aggregate remaining fund information of Vance County for the year ended June 30, 2019. Professional standards require that we provide you with information about our responsibilities under generally accepted auditing standards, *Government Auditing Standards*, and the Uniform Guidance, as well as certain information related to the planned scope and timing of our audit. We have communicated such information in our letter to you dated April 4, 2018. Professional standards also required that we communicate to you the following information related to our audit.

Significant Audit Findings

Qualitative Aspects of Accounting Practices

Management is responsible for the selection and use of appropriate accounting policies. The significant accounting policies used by Vance County are described in Note 1 to the financial statements. The County implemented Statement of Governmental Accounting Standards (GASB Statement) No. 88, "Certain Disclosures Related to Debt, Including Direct Borrowings and Direct Placement" in the fiscal year ended June 30, 2019. We noted no transactions entered into by Vance County during the year that were both significant and unusual, and of which, under professional standards, we are required to inform you, or transactions for which there is a lack of authoritative guidance or consensus. All significant transactions have been recognized in the financial statements in the proper period.

Accounting estimates are an integral part of the financial statements prepared by management and are based on management's knowledge and experience about past and current events and assumptions about future events. Certain accounting estimates are particularly sensitive because of their significance to the financial statements and because of the possibility that future events affecting them may differ significantly from those expected. There were no significant estimate(s) or assumptions noted during the audit.

The disclosures in the financial statements are neutral, consistent, and clear. Certain financial statement disclosures are particularly sensitive because of their significance to the financial statement users. There are no such disclosures identified.

Difficulties Encountered in Performing the Audit

We encountered no significant difficulties in dealing with management in performing and completing our audit.

Corrected and Uncorrected Misstatements

Professional standards require us to accumulate all known and likely misstatements identified during the audit, other than those that are trivial, and communicate them to the appropriate level of management. Management has corrected all such misstatements. In addition, none of the misstatements detected as a result of audit procedures and corrected by management were material, either individually or in the aggregate, to each opinion unit's financial statements taken as a whole.

Disagreements with Management

For purposes of this letter, professional standards define a disagreement with management as a financial accounting, reporting, or auditing matter, whether or not resolved to our satisfaction, that could be significant to the financial statements or the auditor's report. We are pleased to report that no such disagreements arose during the course of our audit.

Management Representation

We have requested certain representations from management that are included in the management representation letter dated January 28, 2020.

Management Consultations with Other Independent Accountants

In some cases, management may decide to consult with other accountants about auditing and accounting matters, similar to obtaining a "second opinion" on certain situations. If a consultation involves application of an accounting principle to the governmental unit's financial statements or a determination of the type of auditor's opinion that may be expressed on those statements, our professional standards require the consulting accountant to check with us to determine that the consultant has all the relevant facts. To our knowledge, there were no such consultations with other accountants.

Other Auditing Findings or Issues

We generally discuss a variety of matters, including the application of accounting principles and auditing standards, with management each year prior to retention as Vance County's auditors. However, these discussions occurred in the normal course of our professional relationship and our responses were not a condition to our retention.

At the end of June 30, 2018, a balancing entry was posted after the trial balance used for the audit. This created a need for a prior period adjustment to record a transfer from the LEOSSA Pension Fund to the General Fund in the amount of \$63,027.

Prior to our first audit visit, information discovered by the Finance Department, prompted them to review internal controls in the Jail Inmate Trust Funds. They discovered that internal controls were poor, at best. Documentation for money coming in and going out was not consistently provided. Recording the transactions were not properly, consistently, or timely being made. Collections were not properly deposited on a daily basis. Several people had access to the safe. Money was also in some instances stored in places outside the safe. Personnel had not been properly trained. Recommendations for proper

procedures and internal controls were made by the Finance Department. On a subsequent audit visit, we performed a walk-through observation to confirm that the proper controls were in place and being followed. We determined that the policies and procedures were being followed properly at that time.

We disclosed items that were identified as technical errors in our review of the Medicaid and Crosscutting programs. Please review the schedule of findings and questioned cost in the audit report for a description of these errors. These items have been discussed with the DSS director, and a corrective action plan is in place to address the issues noted.

Other Matters

We applied certain limited procedures to the Law Enforcement Officer's Special Separation Allowance, Healthcare Benefit, Schedule of County's Proportionate Share of Net Pension Assets (LGERS), Schedule of County Contributions (LGERS), Schedule of County's Proportionate Share of Net Pension Asset (ROD), and Schedule of County Contributions (ROD), which is required supplementary information (RSI) that supplements the basic financial statements. Our procedures consisted of inquiries of management regarding the methods of preparing the information and comparing the information for consistency with management's responses to our inquiries, the basic financial statements, and other knowledge we obtained during our audit of the basic financial statements. We did not audit the RSI and do not express an opinion or provide any assurance on the RSI.

We were engaged to report on the combining and individual non-major fund statement schedules, budgetary schedules, and other schedules, and the schedule of expenditures of federal and State awards, which accompany the financial statements but are not RSI. With respect to this supplementary information, we made certain inquiries of management and evaluated the form, content, and methods of preparing the information to determine that the information complies with accounting principles generally accepted in the United States of America, the method of preparing it has not changed from the prior period, and the information is appropriate and complete in relation to our audit of the financial statements. We compared and reconciled the supplementary information to the underlying accounting records used to prepare the financial statements or to the financial statements themselves.

Restriction on Use

This information is intended solely for the use of the Board of Commissioners and management of Vance County and is not intended to be and should not be used by anyone other than these specified parties.

Very truly yours,

Thompson, Price, Scott, Adams & Co., P.A.

Thompson, Price, Scott, Adams & Co, P.A.

Water District Board

Vance County Water Board Report February 3, 2020

Committee Report

Refunds – Kittrell Area. The committee (Brummitt [C], Wilder & Taylor) met on Monday, January 27, 2020 to discuss a request for refunds from a resident located along S. Lake Lodge Road. Residents in this area signed up with the Kittrell Water Association dating back to 2010 and the water district's plan for Phase 1B does not include roads in this area or anywhere on the west side of US 1. Staff informed the committee that legally the water district is not required to provide refunds as the district only acquired assets and no liabilities when it purchased the Kittrell Water Association. The committee recommended that the water district take responsibility for the signups even though not required and recommended that staff proceed with providing refunds based upon records provided by the Kittrell Water Association for those properties on the west side of US 1. Staff estimated there were 130 signups in this area which would total approximately \$16,250 in refunds. The committee was agreeable to allowing these residents to sign up at the \$125 rate in the future if the district ever brings water to the area. ***Recommendation:*** *Authorize staff to proceed with providing refunds for residents on the western side of US 1 in Kittrell who signed up and paid \$125 for water taps through the Kittrell Water Association.*



Vance County Water District
Operations Report
December 2019

<u>Operations Highlights:</u>	<u>Fiscal Year-to Date</u>	<u>Dec 2019</u>
Work Order Completions:		
Discolored Water/ Air in lines	7	0
Set Meters	33	29
Replace Meter/ERT	43	0
Remove Meter	3	1
Locate Lines	313	64
Odor In Water / Chlorine Check	5	1
Check Usage / Leaks	98	50
Replace Meter Lid/ Box	0	1
Low pressure/ No Water	10	1
Water Main Break	0	0
Distribute Boil Water Notices	0	0
Distribute Rescind Notices	0	0
Move in / move out	120	20
Kittrell Water Tower Response	0	0
Water line repairs	1	0
Actual Shut offs	128	67
Restores	105	52
Cross Connection Checks	1	0
Intent to Serve inspections	0	0
Hydrant/Site Care/Mowing	4	0
Delivered Return Mail	0	0
Water Taps Requests	0	0
<u>Satellite Office Activity:</u>		
Information requests	18	3
Bill pays	916	203
Applications received	20	2

Billing Summaries:

Sept Billing 09/01/2019 through 09/31/2019
1,296 active customers of which 888 were metered services
Gallons billed 3,646,580 Average usage 4,107 @ .01033 = \$42.43 plus \$ 30 base = \$72.43

October Billing 10/01/2019 through 10/31/2019
1648 active customers of which 1,240 were metered services
Gallons billed 4,277,357 Average usage 3,450 @ .01033 = \$35.64 plus \$ 30 Base = \$65.64

November Billing 11/01/2019 through 11/30/2019
1653 active customers of which 1245 were metered services
Gallons billed 4,590,413 Average usage 3,687 @ .01033 = \$38.09 plus \$ 30 Base = \$68.09

December Billing 12/01/2019 through 12/31/2019
1646 active customers of which 1,238 were metered services
Gallons billed 4,802,908 Average usage 3,880 @ .01033 = \$40.08 plus \$ 30 base = \$70.08
(the above numbers include all three systems for the month of October, November & December only)

Water System Overview:

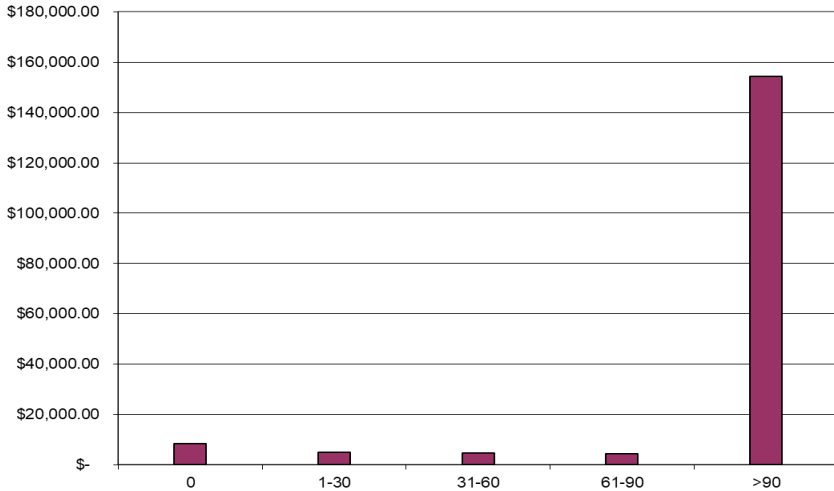
The current customer count is as follows:

- * Phase 1 – 680 total customers, 206 availability accounts and 474 metered accounts
- * Phase 2 – 614 total customers, 202 availability accounts and 412 metered accounts
- * Kittrell - 352 total Customers 0 availability accounts and 352 metered accounts

There is a total of 1,646 VCWD customers committed to the system with 1,238 metered customers.

Vance County Water District
 Operations Report
 December 2019

Availability Aging Report for Vance County

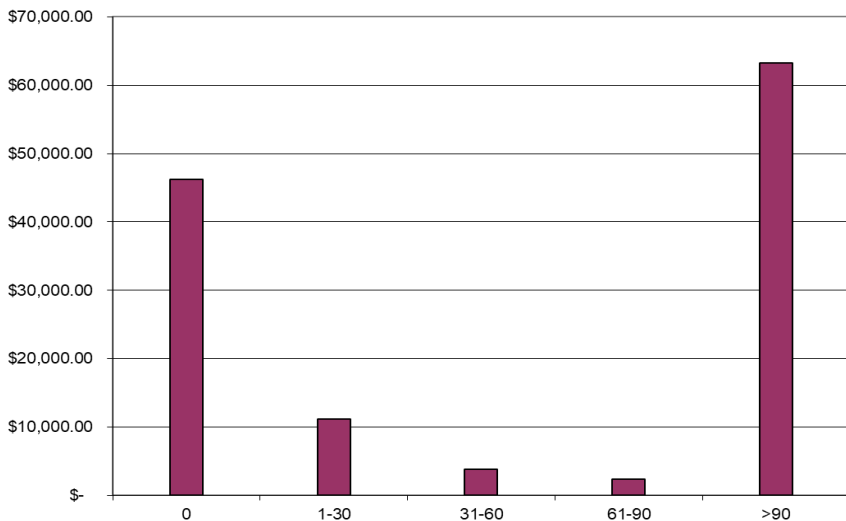


Customer numbers: 6 10 9 138

Availability Accounts AR*

Age	Current Month
0	\$ 8,327.01
1-30	\$ 4,907.00
31-60	\$ 4,655.50
61-90	\$ 4,488.98
>90	\$ 154,306.96
Total Availability AR to date:	
	\$ 176,685.43

Metered Aging Report for Vance County



Customer Numbers: 34 20 18 151

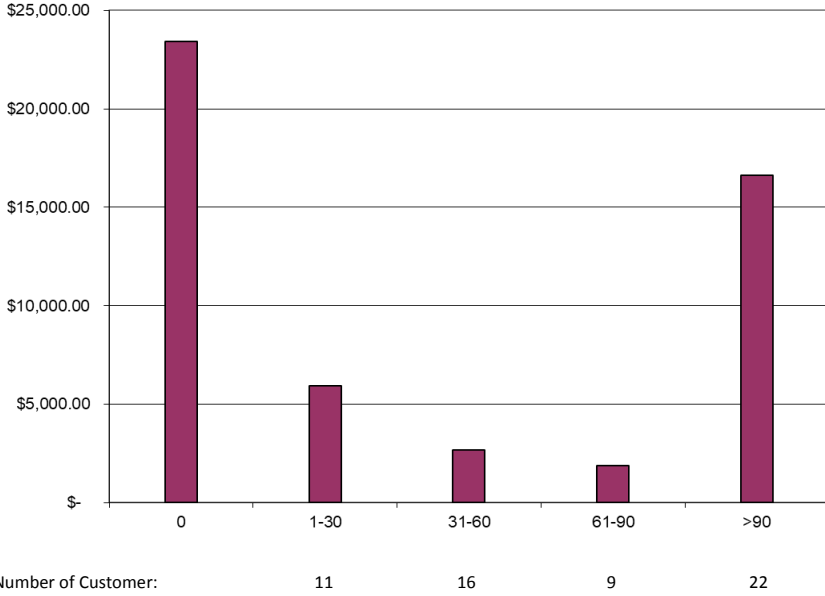
Metered Accounts AR*

Age	Current Month
0	\$ 46,196.67
1-30	\$ 11,149.97
31-60	\$ 3,873.09
61-90	\$ 2,404.11
>90	\$ 63,309.11
Total Metered to date:	
	\$ 126,923.95
Total AR to date*	
	\$ 303,618.38

*Graph information as of December 31, 2019

Vance County Water District
 Operations Report
 December 2019

Metered Aging Report for Kittrell-Vance



Kittrell Metered Accounts AR*

Age	Current Month
0	\$ 23,436.39
1-30	\$ 5,916.96
31-60	\$ 2,693.89
61-90	\$ 1,894.09
>90	\$ 16,635.12
Total Kittrell Metered AR to date:	
	\$ 50,486.45

*Graph information as of December 31, 2019

Vance County

Water Fund (16) 12/1/19-12/31/19

Revenue	Current		Budget (\$)	% Used
	Period	Year to Date		
16-329-432900 INVESTMENT EARNIN	546.67	3,747.75	6,500.00	58
16-367-436701 WATER LINE REIMB-C	0.00	0.00	16,504.00	0
16-375-437500 METERED WATER SA	92,080.55	458,456.87	775,000.00	59
16-375-437501 NON-METERED WATE	8,145.46	50,162.76	125,000.00	40
16-375-437502 WATER - DEBT SETOI	0.00	1,127.89	5,000.00	23
16-376-437005 MISCELLANEOUS RE'	322.00	2,582.00	3,200.00	81
16-376-437505 CONNECTION FEES	375.00	3,625.00	10,000.00	36
16-376-437506 RECONNECT FEES	2,295.00	7,380.00	500.00	1,476
16-376-437507 NSF CHECK FEES	-345.00	-1,564.53	750.00	-209
16-376-437508 LATE PAYMENT FEES	1,955.09	15,079.87	14,000.00	108
16-397-439710 TRANSFER FROM GE	0.00	0.00	285,948.00	0
<i>Revenue Subtotal</i>	<i>\$105,374.77</i>	<i>\$540,597.61</i>	<i>\$1,242,402.00</i>	<i>44</i>

Expenditure	Period		Budget (\$)	% Used
	12/31/19	Year to Date		
16-660-500621 BOND PRINCIPAL - W.	0.00	0.00	201,688.00	0
16-660-500622 BOND INTEREST - W/	0.00	0.00	339,625.00	0
16-665-500011 TELEPHONE & POST/	275.29	861.56	2,200.00	39
16-665-500013 UTILITIES	425.05	2,317.71	4,500.00	52
16-665-500026 ADVERTISING	0.00	0.00	1,200.00	0
16-665-500033 DEPARTMENTAL SUP	996.88	15,506.66	20,000.00	78
16-665-500044 SPECIAL CONTRACTE	7,056.75	36,222.10	120,000.00	30
16-665-500045 CONTRACTED SERVI	21,695.02	97,013.39	157,500.00	62
16-665-500054 INSURANCE & BONDS	1,781.36	1,781.36	1,750.00	102
16-665-500079 PURCHASED WATER	18,373.57	107,024.41	250,000.00	43
16-665-500088 BANK SERVICE CHAR	203.42	1,770.90	2,500.00	71
16-665-500282 BAD DEBT EXPENSE	0.00	0.00	5,000.00	0
16-665-500283 DEBT SERVICE RESE	0.00	0.00	52,763.00	0
16-665-500286 SYSTEM MAINTENAN	0.00	58,528.97	57,500.00	102
16-665-500347 PERMITS	0.00	2,520.00	2,600.00	97
16-665-500390 DEPRECIATION EXPE	0.00	0.00	23,576.00	0
<i>Expenditure Subtotal</i>	<i>\$50,807.34</i>	<i>\$323,547.06</i>	<i>\$1,242,402.00</i>	<i>26</i>

Excess (Deficit) of Revenue	\$54,567.43	\$217,050.55	\$0.00
------------------------------------	--------------------	---------------------	---------------

*Committee Reports
and Recommendations*

Vance County
Committee Reports and Recommendations
February 3, 2020

Properties Committee

Boiler Replacement – Eaton Johnson Gym. The committee (Brummitt[C], Taylor & Wilder) met on Monday, January 27, 2020 and discussed the need to replace a boiler at Eaton Johnson that provides heat to the gymnasium. The replacement is not a part of the upcoming Eaton-Johnson renovation and is necessary to allow use of the gym in the colder months. Staff estimates the replacement cost will be less than \$15,000 and mentioned that it can be paid for from budgeted building maintenance funds which have gone unused as the county is in the process of taking ownership of the building. ***Recommendation:*** *Authorize the county manager to negotiate and execute a contract for replacement of boiler at the Eaton Johnson Gymnasium within existing budgeted funds.*

Dennis Building – Light Post Repair. The committee discussed the need for proceeding with removal and repair of a historical lamp post located on the Winder Street side of the Dennis Building. The post is leaning and has the potential for falling if left in its current condition. Staff indicated they have been unsuccessful in finding many vendors who are willing to work on the post and recommended working with a local Welder (Blackmon Welding and Fabrication) who has worked on it previously. Blackmon Welding would remove both lamp posts on the Winder Street side with a crane, sandblast, prime and paint and reinstall at a cost of \$11,500. This includes no guarantees as the materials are in bad condition. A second provider was willing to remove and fully restore all four lamp posts for \$72,145. The committee recognized the risk associated with the job and felt proceeding with the local welder who has experience with the lamp posts in the past was the best path forward. The committee discussed the need for work to be consistent with the historical character of the building and felt the local welder would provide the necessary and timely service in light of the potential danger with the leaning post. ***Recommendation:*** *Approve contract with Blackmon Welding and Fabrication for removal and repair of two light posts at the Dennis Building totaling \$11,500 from fund balance.*

Eaton Johnson – Updated Architectural Fees. The committee met with the county’s architects (Oakley Collier) to discuss a project update. The existing architect fees are \$188,800 and due to unforeseen mechanical work as well as increased estimated construction costs, Oakley Collier requested an increase to \$224,000 for the architectural fees as well as a second amendment adding \$8,500 for additional design work to provide space for youth services adjacent to the gymnasium. The committee discussed the requests and reviewed the overall budgets before recommending proceeding with both amendments. ***Recommendation:*** *Approve two amendments to architectural services contract with Oakley, Collier Architects revising the architectural/engineering fee to \$224,000 and adding an additional \$8,500 for architectural/engineering fees to create office space for youth services adjacent to the gymnasium.*

Eaton Johnson Project Update. The committee reviewed progress to date and was informed that design development is nearly 90% complete. The committee discussed parking limitations for the senior center side of the building and suggested areas for the architect to consider adding a few spaces. The architect informed the committee the project does not include replacing air handler units of which will need replaced in the next 5-10 years – the committee mentioned the need to proceed without these included, but requested staff to keep this in mind for future year CIP

projects. The committee reviewed a walk through video of the proposed space and was informed the project is still on schedule for a late March release of bids. The engineer believes the project could be completed by spring, 2021 and no later than June 30, 2021. *For Your Information.*

Intergovernmental Committee

City/County Joint Programs and Partnerships. The committee (Taylor[C], Kelly & Feimster) met jointly with council members from the City of Henderson on Tuesday, January 28, 2020 to discuss existing and potential funding partnerships between the county and city. The county manager provided a review of existing jointly owned and funded programs [see attached]. *For Your Information.*

McGregor Hall Funding Request. The committee discussed a funding request McGregor Hall recently made to both the City and County. The county manager provided a review of a recent economic impact study indicating McGregor Hall has an estimated annual economic impact of 2.34 million in additional restaurant, hotel and other spending within the City and County. Mark Hopper, from McGregor Hall was present and provided an overview of the performing arts center operations as well as their outstanding debt which is a \$124,000 annual debt payment (\$2.9 million over 40 years) which is preventing them from growing and providing a higher level of programming. He noted that a higher level of programming has a cost between \$25,000 and \$30,000 per show and is unsustainable with McGregor's desire to keep ticket prices below \$35 for the local citizens. He also noted that ticket sales alone are not the primary revenue generator of any theatre and that the most successful performing arts center in the United States (Durham Performing Arts Center – DPAC) also receives local government funding. In addition to this he mentioned a recent review of similar facilities in North Carolina which indicated that McGregor Hall was the only one without local government support. The committee members discussed whether other grants, organizations, or endowments could be helpful in supporting McGregor Hall in the future. The city and county members discussed the need to review McGregor Hall's audit, and was agreeable to considering a specific request from McGregor during budget deliberations, but made no commitments (City or County) on any funding for McGregor Hall at this time. *For Your Information.*

Downtown Wi-Fi. The County manager provided an overview of the county's broadband project as well as the opportunity for downtown Wi-Fi if the city and county are able to partner in covering the \$24,000 annual cost. The city representatives committed to discussing this further with their full board. *For Your Information.*

Project Budget Comparison:

#1: Original Budget			
Construction		\$	2,450,000
Contingency	5%	\$	122,500
A/E Fees	LS	\$	188,800
Furniture/Equipment		\$	850,000
Misc (Survey, etc)		\$	25,000
TOTAL PROJECT BUDGET:		\$	3,636,300

NOTE:
 This original budget is no longer valid, due to the bidding conditions that currently existing in construction marketplace, and the unforeseen HVAC equipment replacement required

#2: HGR Budget			
Construction*		\$	3,706,335
Contingency	5%	\$	185,317
A/E Fees	8%	\$	296,507
Furniture/Equipment		\$	750,000
Misc (Survey, etc)		\$	25,000
TOTAL PROJECT BUDGET:		\$	4,963,159

NOTE:
 This budget was prepared by a local General Contractor, upon the request of OCA.
 *Construction cost shown reflects **greater site construction costs (+\$900K) than believed to be required** (Parking installed over entire acreage versus partial acreage)

#3: OCA Revised Budget			
Construction		\$	2,800,000
Contingency	5%	\$	140,000
A/E Fees	8%	\$	224,000
Furniture/Equipment		\$	750,000
Misc (Survey, etc)		\$	25,000
TOTAL PROJECT BUDGET:		\$	3,939,000

NOTE:
 This budget reflects updated construction costs (HGR budget) with reductions made for less site work than included



AIA Document G802™ – 2017

Amendment to the Professional Services Agreement

PROJECT: *(name and address)*
Vance County DSS Relocation
Henderson, NC

AGREEMENT INFORMATION:
Date: 04/10/2019

AMENDMENT INFORMATION:
Amendment Number: 001
Date: 01/13/2020

OWNER: *(name and address)*
Vance County
156 Church Street, Suite 3
Henderson, North Carolina
27536

ARCHITECT: *(name and address)*
Oakley Collier Architects
109 Candlewood Rd
Rocky Mount, North Carolina
27804

The Owner and Architect amend the Agreement as follows:
A/E fees to be increased to accommodate additional design work required for replacement of HVAC systems, and additional site design required by change of use. Original fees anticipated re-use of existing HVAC systems and limited site design.

The Architect's compensation and schedule shall be adjusted as follows:

Compensation Adjustment:
Fee increase of \$35,200; revised A/E fee is \$224,000.

Schedule Adjustment:
N/A

SIGNATURES:

Oakley Collier Architects
ARCHITECT *(Firm name)*


SIGNATURE

Ann W. Collier, Principal
PRINTED NAME AND TITLE

1/22/2020
DATE

Vance County
OWNER *(Firm name)*

Jordan McMillen, Deputy County
Manager
SIGNATURE

PRINTED NAME AND TITLE

DATE



AIA[®]

Document G802™ – 2017

Amendment to the Professional Services Agreement

PROJECT: *(name and address)*
Vance County DSS Relocation
Henderson, NC

AGREEMENT INFORMATION:
Date: 04/10/2019

AMENDMENT INFORMATION:
Amendment Number: 002
Date: 01/13/2019

OWNER: *(name and address)*
Vance County
156 Church Street, Suite 3
Henderson, North Carolina
27536

ARCHITECT: *(name and address)*
Oakley Collier Architects
109 Candlewood Rd
Rocky Mount, North Carolina
27804

The Owner and Architect amend the Agreement as follows:
A/E fees for Youth Services design project.

The Architect's compensation and schedule shall be adjusted as follows:

Compensation Adjustment:
Fee of \$8,500 (additional services).

Schedule Adjustment:
N/A

SIGNATURES:

Oakley Collier Architects

ARCHITECT *(Firm name)*

Ann Collier

SIGNATURE

Ann W. Collier, Principal

PRINTED NAME AND TITLE

01/22/2020

DATE

Vance County

OWNER *(Firm name)*

SIGNATURE
Jordan McMillen, Deputy County
Manager

PRINTED NAME AND TITLE

DATE

FACILITY ASSESSMENT
VANCE COUNTY
DEPARTMENT OF SOCIAL SERVICES RELOCATION

January 27, 2020



EXISTING FACILITY	# Employees	Square Footage	Parking Spaces
DSS Main; 350 Ruin Creek Rd	99	18,000	90
DSS Children's Services; 305-B Young St	23	7,900 of 12,750	2 of 22
Senior Center; 126 S Garnett St	15	8,940	Downtown
Youth Services; 300 S Garnett St	3	1,500 of 15,762	Downtown
TOTALS	140	36,340	92

PROVIDING		NET SF	Required Parking
DSS; Consolidated	*128 (120)	34,722	159
Senior Center (Existing Cafeteria)	*16 (15)	**20,406 (8,742)	105
Youth Services (Existing Gym/Locker Rooms)	*5 (3)	**12,404 (1,100)	61
TOTALS	148	67,532	256

Need Projected DSS Need in 2016 Study **139** **30,964** **150+**
Need Projected Youth Services in 2016 Study **5** **2,733** **15**

*# Employees: Provided (Current Need)
 **Square Footage: Program Total (break out)

PROJECT SCHEDULE
VANCE COUNTY
DEPARTMENT OF SOCIAL SERVICES RELOCATION



January 27, 2020

PHASE	COMPLETION
Schematic Design Documents	50% July 31, 2019
Schematic Design Documents	August 16, 2019
Rezoning Planning Board Approval	September 30, 2019
Rezoning City Council Approval	October 14, 2019
Properties Committee Update	October 22, 2019
Zoning Board of Adjustment - Special Use	November, 2019
Design Development Drawings	January 17, 2020
Properties Committee Update	January 27, 2020
Construction Documents	March 13, 2020
DSS and DOI Submission	March 02, 2020 (Potentially 30 days)
Owner / Regulatory Review (ONGOING)	March 13, 2020 (2 Weeks)
Release for Bid	March 30, 2020
Bids Received	April 28, 2020 (4 Weeks)
LGC Submission	May 1, 2020
Council Award of Construction Contract	May 22, 2020
LGC Approval	June 2, 2020
Construction Start (Tentative)	June 8, 2020
Construction Complete	March 2021 (8-9 Months)

PROJECT BUDGET ESTIMATE
VANCE COUNTY
DEPARTMENT OF SOCIAL SERVICES RELOCATION



January 27, 2020

1	Development and Construction			
	Demolition & Renovation	1	LS	\$1,058,342.00
	Sitework (only 226 new spaces)	1	LS	\$770,000.00
	Fire Protection	1	LS	\$80,000.00
	Plumbing	1	LS	\$105,000.00
	HVAC	1	LS	\$575,000.00
	Electrical	1	LS	\$210,000.00
	CONSTRUCTION COST SUBTOTAL			\$2,798,342.00
2	Land and Rights		TBD	\$0.00
	SUBTOTAL			\$0.00
3	Legal Fees		TBD	\$0.00
	SUBTOTAL			\$0.00
4	Soft Costs			
	Technology / Wiring	8%	LS	\$223,867.36
	Equipment and Furnishings	1	LS	\$750,000.00
	Survey / Reports / Application Fees	1	LS	\$25,000.00
	Architect & Engineering Fees	1	LS	\$224,000.00
	SUBTOTAL			\$1,222,867.36
5	Construction Contingency	5%	LS	\$139,917.10
	SUBTOTAL			\$139,917.10
TOTAL PROJECT COST				\$4,161,126.46

In providing this opinion of probable cost, it must be understood that we have no control over costs or the price of labor, equipment or materials, contractors' methods of determining bid prices, competitive bidding, market or negotiating conditions. Accordingly, we cannot and do not warrant that bids or negotiated prices will not vary from our opinion. We make no warranty, express, or implied, as to the accuracy of any opinion we may give as compared to bid or actual cost.

PROJECT BUDGET ESTIMATE
VANCE COUNTY
DEPARTMENT OF SOCIAL SERVICES RELOCATION

January 27, 2020



ALTERNATES

1 Entry Walkway Canopy	\$200,000.00
2 Senior Center Finishes	\$70,000.00
3 Gymnasium Renovation for Youth Services	\$150,000.00
4 Future Parking (Remaining 268 Spaces)	\$750,000.00
4 Demo First Classroom Wing	\$200,000.00
<hr/>	
<i>SUBTOTAL</i>	<i>\$1,370,000.00</i>

In providing this opinion of probable cost, it must be understood that we have no control over costs or the price of labor, equipment or materials, contractors' methods of determining bid prices, competitive bidding, market or negotiating conditions. Accordingly, we cannot and do not warrant that bids or negotiated prices will not vary from our opinion. We make no warranty, express, or implied, as to the accuracy of any opinion we may give as compared to bid or actual cost.



VANCE COUNTY
DEPARTMENT OF SOCIAL SERVICES RELOCATION
PROPERTIES COMMITTEE MEETING
JANUARY 27th, 2020

OCA OAKLEY
COLLIER
ARCHITECTS

PARKING JUSTIFICATION:

MUNICIPAL OFFICE USE REQUIRES 1 SPACE PER 227 SF

TOTAL BUILDING COMPLEX:
102,700 SF / 227 SF = 452 SPACES

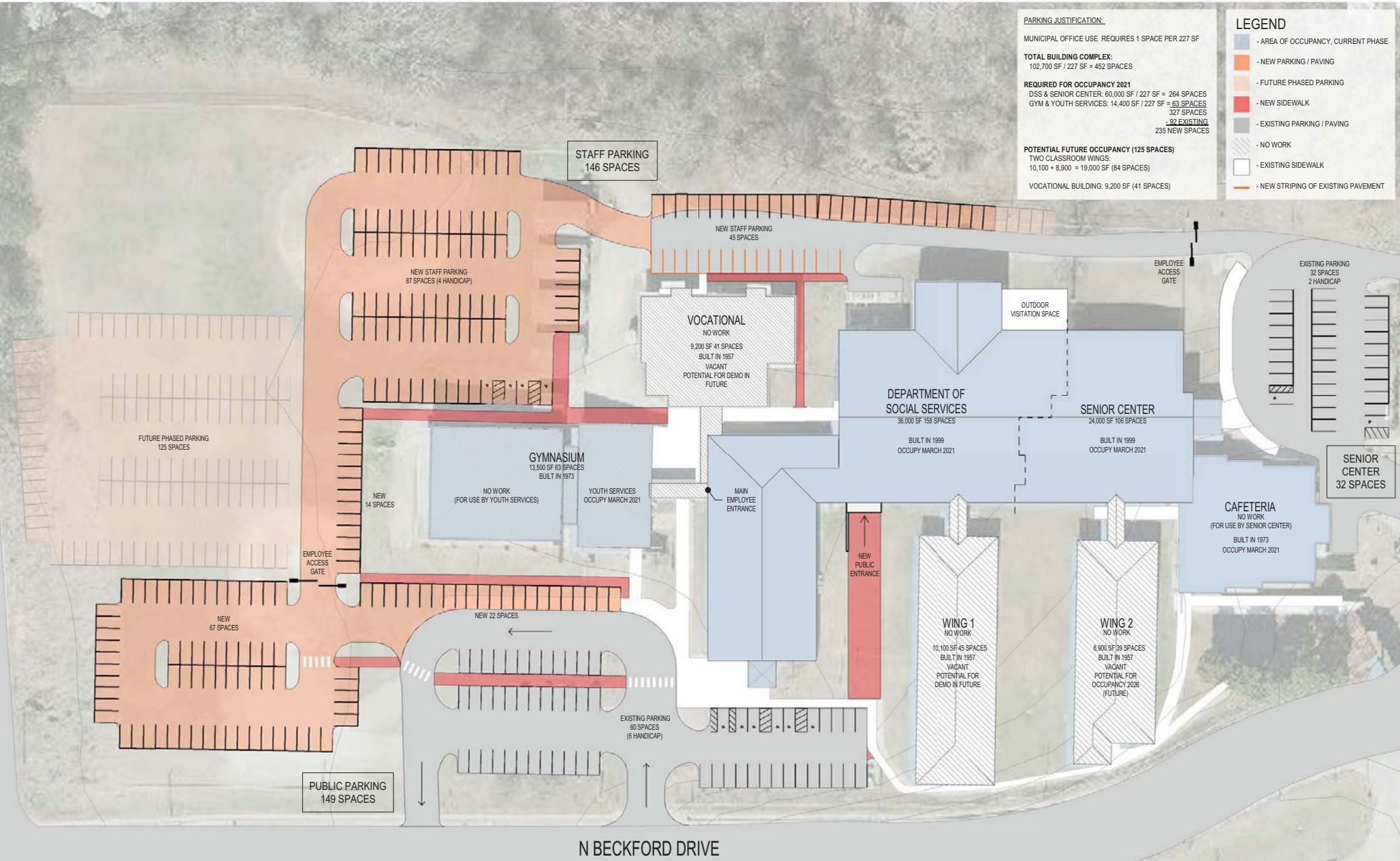
REQUIRED FOR OCCUPANCY 2021
DSS & SENIOR CENTER: 60,000 SF / 227 SF = 264 SPACES
GYM & YOUTH SERVICES: 14,400 SF / 227 SF = 63 SPACES
327 SPACES
- 92 EXISTING
235 NEW SPACES

POTENTIAL FUTURE OCCUPANCY (125 SPACES)
TWO CLASSROOM WINGS:
10,100 + 8,900 = 19,000 SF (84 SPACES)

VOCATIONAL BUILDING: 9,200 SF (41 SPACES)

LEGEND

- AREA OF OCCUPANCY, CURRENT PHASE
- NEW PARKING / PAVING
- FUTURE PHASED PARKING
- NEW SIDEWALK
- EXISTING PARKING / PAVING
- NO WORK
- EXISTING SIDEWALK
- NEW STRIPING OF EXISTING PAVEMENT



N BECKFORD DRIVE



Department Legend

ADMINISTRATIVE	5,845 SF
CHILD / ADULT SERVICES	9,453 SF
CHILD SUPPORT	1,632 SF
GENERAL	7,698 SF
INTAKE	3,580 SF
PUBLIC	3,496 SF
RE-CERTIFICATIONS	2,015 SF
SUPPORT SERVICES	1,003 SF
DSS TOTAL:	34,722 SF
SENIOR CENTER	20,406 SF



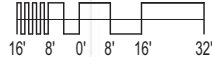
GYMNASIUM & YOUTH SERVICES

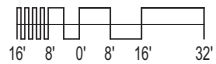
NO WORK EXISTING VOCATIONAL BUILDING

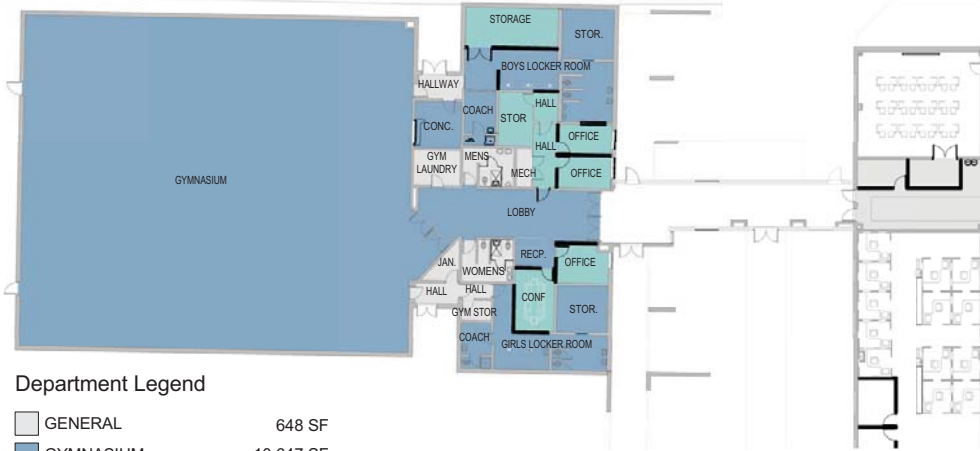
NO WORK EXISTING CLASSROOM WINGS

NO WORK EXISTING CLASSROOM WINGS

- DSS
- SENIOR CENTER
- DEMO
- EXISTING
- NEW







Department Legend

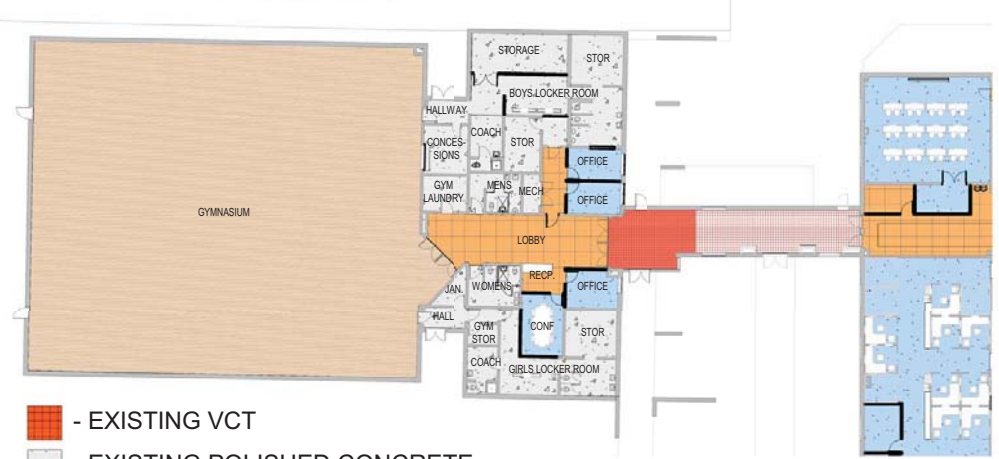
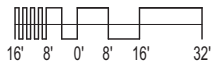
GENERAL	648 SF
GYMNASIUM	10,647 SF
YOUTH SERVICES	1,109 SF
	<hr/>
	12,404 SF



EXISTING PLAN



- - - - - DEMO
- — — — — EXISTING
- — — — — NEW
- ▨ ▨ ▨ ▨ ▨ DSS



- - EXISTING VCT
- - EXISTING POLISHED CONCRETE
- - EXISTING GYM FLOOR
- - NEW CARPET
- - NEW VCT


INTERIOR PAINT



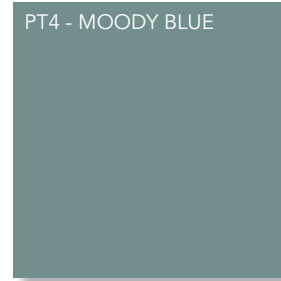
PT1 - PURE WHITE



PT2 - TIN LIZZIE



PT3 - YAM




PT4 - MOODY BLUE



PT4 - MEDITERRANEAN

FLOORING



CPT 1
MOHAWK - ENLIVENED TILE IN
SLATE

OFFICES AND CONFERENCE
ROOMS



VCT 1
ARMSTRONG - SOFT WARM GRAY

HALLWAYS



VCT 1
ARMSTRONG - STERLING

HALLWAYS


LOBBY FINISHES



AP1
ZINTRA - PEWTER

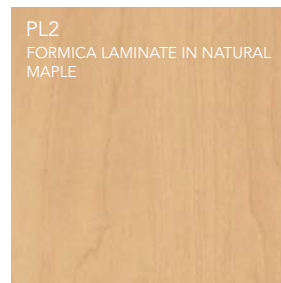


SS1
FORMICA SOLID SURFACE
IN BLEACHED CONCRETE



PL1
FORMICA LAMINATE IN
WINTER SKY

RECEPTION DESK



PL2
FORMICA LAMINATE IN NATURAL
MAPLE


TEXTILES



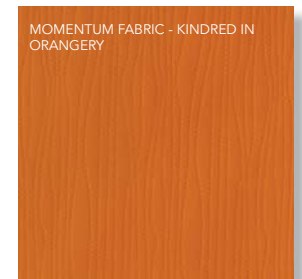
MOMENTUM FABRIC - AGORA IN
LAKE



MOMENTUM FABRIC - COVER
CLOTH IN PLATINUM



MOMENTUM FABRIC - CASHMERE
IN MOUNTAIN



MOMENTUM FABRIC - KINDRED IN
ORANGERY

INTERIOR FINISHES











City/County Joint Programs (FY 2018-19)

Joint Program (Year of Agreement)	County Share (FY18-19 Amt.)	City Share (FY 18-19 Amt.)	Notes
Tax Office (1986)	75% (\$728,587) 63.2% of capital	25% (\$201,725) 36.8% of capital	
E-911 (1996)	50% (\$809,836)	50% (\$655,145)	County pays 100% of county road signs, grant line items, disaster expenditures & County addressing position
Elections (1972, Revised 2011)	83% (\$213,119)	17% (\$42,434)	City pays 100% of municipal elections cost
Recreation (1991)	45% (\$394,035)	55%	
Aquatics	45% (\$140,379)	55%	
Youth Services	County and State JCPC funds program		State provides \$160,352 in funding & County provides \$114,295
Library (2011; Revised 2018)	85% (\$671,160)	15% (\$118,440)	
Henderson Vance EDC (2009; Revised 2011)	100% (\$253,427)	0%	Incentive packages for creation of new jobs and/or tax base expansion & other special EDC projects are exempt from this agreement
Airport	25% (28,750)	25%	Shared with Oxford and Granville County
Water Sales Agreement (Revised 2018)	\$3.54 per 1,000 gallons		County Water District purchases water from City of Henderson. (Approximately \$250,000/year)
Jointly Owned Properties (2015)			Cost of demolitions and maintenance split 50/50 since 2015 agreement between managers
Building Inspections (1991)			County provides services within city limits at no cost to the city and collects fees for service.
Pump Station Maintenance Agreement (2019)			County to pay \$22,500 to City for maintenance of pump; reimbursed to county when revenue generated



Embassy Cultural Center Foundation: Economic Impact Study of McGregor Hall

2019

Prepared by:

Jeffrey Diebold

North Carolina State University
10 Winston Hall
Raleigh, NC 27695
jcdiebol@ncsu.edu
(919) 515-5125

Bruce D. McDonald, III

North Carolina State University
209A Caldwell Hall
Raleigh, NC 27695
bmcdona@ncsu.edu
(919) 515-5178

Table of Contents

- Special Thanks.....3
- Executive Summary.....4
- Introduction5
 - Project Scope.....5
- Economic and Non-Economic Benefits6
- Data Sources8
- Activities Modeled9
 - Spending by Non-Resident Visitors9
 - Ticket Sales and Concessions9
 - Restaurant Spending10
 - Hotel Spending12
 - Volunteerism and In-Kind Contributions14
 - Facility and Operation Expenses15
 - Overall Economic Impacts.....15
 - Fiscal Impacts16
- Conclusion17
- Appendix.....19
 - Survey Questions.....19

Special Thanks

We would like to thank Cindy Ellington and Mark Hopper for their time and energy collecting and organizing the data necessary for this analysis. We are also grateful for the participation of the following businesses in this analysis: Baymont Inn and Suites, Chick-Fil-A, Cracker Barrel, George's Restaurant, Hampton Inn, Pino's Italian Restaurant, Red Roof Inn, Ruby Tuesday, Sleep Inn, Uncle Llew's Restaurant and Pub. Without these individuals and firms, we would not have been able to complete this study. Thank you.

Executive Summary

The Municipal Research Lab at NC State University was engaged by the Embassy Cultural Center Foundation to conduct a comprehensive economic impact study of McGregor Hall Performing Arts Center located in the heart of downtown Henderson, NC. While both the economic and non-economic benefits of McGregor Hall contribute to its value to the city of Henderson, this analysis focused on those directly observable economic benefits.

Based on the analysis, several notable economic benefits of the theater were found. While McGregor Hall serves as a draw for those within the community, it is also a destination for non-residents. Since McGregor Hall was established in 2016, non-residents introduced an estimated \$549,472 in concession and ticket sales into the Henderson economy. The impact of non-resident visitors is also visible throughout the local economy. Non-resident visitors to the theater have injected nearly \$1.23 million in revenue to the restaurant industry in Henderson over the past 12 months and roughly \$1.5 million since it was first built. They have also added more than \$800,000 into Henderson's hotel industry over the past 12 months and nearly \$970,000 since it was first built.

In addition to injection that non-resident visitors have made through McGregor Hall into the local economy, the operation of the theater is also responsible for several direct injections into the local economy. The economic value of the volunteer hours worked at McGregor Hall totals \$92,510 of which \$41,116 has accrued over the previous 12 months. McGregor Hall also spends more than \$62,112 each year on goods and services in the local economy for the maintenance and operation of the facility.

Based on the direct and non-resident injections of McGregor Hall, it is estimated that the economic contribution of the theater into the Henderson economy over the past 12 months is equal to \$2.34 million. Since the theater was established in 2016, the total economic contribution of McGregor Hall has been \$3.32 million.

Introduction

The Municipal Research Lab at NC State University was engaged by the Embassy Cultural Center Foundation to conduct a comprehensive economic impact study of McGregor Hall Performing Arts Center located in the heart of downtown Henderson, NC. McGregor Hall is a 1,000-seat state-of-the-art performing arts center and theater that has been outfitted with professional-grade equipment. Since opening in January 2016, McGregor Hall has emerged as a leader in the Eastern North Carolina and Southern Virginia region, annually hosting more than 20 major performances, in addition to providing space for a wide variety of civic and cultural events and learning opportunities for the region. In many ways presence of the theater, along with its events and location, have made McGregor Hall a key gathering event and organizing node at the center of the local community.

Since opening its doors, the cultural impact of McGregor Hall on the City of Henderson and Vance County has been clear. Leadership within the Embassy Cultural Center Foundation, local economic developers, and elected officials have also recognized the importance of the theater for the local and regional economy. However, in an era of limited public and private resources, it is important to clearly articulate the economic impact of the McGregor Hall Performing Arts Center to local stakeholders and the general public. This report summarizes an economic impact study conducted during the spring of 2019. The analysis focuses on the economic impact of the theater from its opening in 2016 through 2018 and centers on the impact of all the economic activity generated within the City of Henderson and Vance County as a result of theater activities and events.

Project Scope

This study will estimate the benefits of McGregor Hall to the city of Henderson. While the benefits of McGregor Hall extend throughout the region and state, this analysis will limit the study area to the city of Henderson. As such, this study will distinguish, where possible, between residents and nonresident visitors to McGregor Hall. The term “resident” is reserved for those visitors who live within the city of Henderson. Benefits in this analysis will refer the new spending by nonresidents on days of the events held at McGregor Hall. Events hosted at the performing arts center vary in duration by type (e.g., concert, competition, stage production, etc.) and we will refer to each day that event activities take place as “event days”. It will also comprise expenditures by the facility to local businesses and service providers as well as in-kind contributions of local residents to the events held at McGregor Hall.

Economic and Non-Economic Benefits

The benefits of McGregor Hall to the city of Henderson outlined below can be classified as being either economic or non-economic. Economic benefits refer to changes in market behavior that are linked to events at the performing arts center. These activities result in new revenues and expenditures in the city that are often, but not always, easy to observe. Those direct expenditures considered in this analysis include: ticket sales to non-residents, spending on food and lodging by non-resident visitors, and ongoing maintenance and operational costs at the facility.

By contrast, non-economic benefits are those observable and unobservable social benefits that can be difficult to precisely quantify and easily attribute to McGregor Hall. These benefits include, but are not limited to, the development of social and human capital and the improvement in the business climate and community welfare in the city of Henderson. Indeed, McGregor Hall likely promotes these benefits through several channels. First, it provides the residents of Henderson a place to convene and engage with the performing arts and an outlet for their creative talents. These experiences are particularly beneficial for children as research demonstrates that participation in the arts aids contributes to their social and emotional development.¹ This broad set of social skills are necessary for learning how to manage one's emotions and interact with others to solve problems and resolve conflicts.² A recent joint report from the Brookings Institution and the American Enterprise Institute concludes that efforts to promote social-emotional learning is one of the most effective ways to improve the academic performance of underprivileged populations.³ Participation in the arts is also associated with several health benefits among the elderly including greater cognitive and physical functioning as well as lower rates of hypertension.⁴

Second, McGregor Hall helps define the collective identity of Henderson. The performing arts center is part of the city is and what it has to offer to prospective businesses and residents. Indeed, it is centrally featured in most of the materials the city and the surrounding area create to advertise the benefits of the area to these audiences. Perhaps more importantly, McGregor Hall is what visitors report liking the most about the area. When searching for Henderson, NC or

¹ Menzer, M. (2015). *The Arts in Early Childhood: Social and Emotional Benefits of Arts Participation*. Washington DC, National Endowment for the Arts.

² Jones, S. M., & Doolittle, E. J. (2017). Social and emotional learning: Introducing the issue. *The Future of Children*, Vol. 27 (1), 3-11.

³ American Enterprise Institute and Brookings Institution. (2015). *Opportunity, Responsibility, and Security: A Consensus Plan for Reducing Poverty and Restoring the American Dream*. Washington, DC: AEI/Brookings Working Group on Poverty and Opportunity.

⁴ Rajan, K. and Rajan, R. (2017). *Staying Engaged: Health Patterns of Older Americans Who Participate in the Arts*. Washington, DC: The National Endowment for the Arts.

Vance County online, McGregor Hall is foremost among the displayed results and is highest rated attraction on the list of “things to do” in the area.⁵ In short, McGregor Hall is a part of Henderson’s “brand” and what helps separate the area apart from peer cities in terms of business and residential opportunities.

While both the economic and non-economic benefits of McGregor Hall contribute to its value to the city of Henderson, this analysis will focus on those directly observable economic benefits. As such, the benefits calculated here represent a conservative estimate of the total benefit of performing arts center to the community.

⁵ These results are based on a simple search by the authors for “Henderson, NC” using Google.

Data Sources

This analysis relies on two data sources to generate an estimate of the economic impact of McGregor Hall for the city of Henderson. The first data source is comprised of survey responses from local business owners and employees of firms located downtown, near McGregor Hall. Most of the ticketed events at the performing arts center bring non-residential visitors into Henderson for an evening while the larger non-ticketed events can bring non-resident visitors in for several days at a time. The most perceptible effect of these events on economic activity in Henderson occurs in the hospitality sector. Therefore, the sample of firms surveyed for this analysis was limited to restaurants and hotels located within the city. The survey asked the firms several about their business activity on non-event and event days and, if so, to approximate those changes.⁶ The survey was administered by Cindy Ellington in the spring of 2019. We are grateful for her valuable contribution as well as the for the participation of the following businesses in Henderson: Baymont Inn and Suites, Chick-Fil-A, Cracker Barrel, George’s Restaurant, Hampton Inn, Pino’s Italian Restaurant, Red Roof Inn, Ruby Tuesday, Sleep Inn, Uncle Llew’s Restaurant and Pub.

The second source of data is derived from the sales and expense reports from McGregor Hall that were graciously organized and provided to us by Mark Hopper. Importantly, these data allow us to distinguish between resident and non-residents visitors to events held at McGregor Hall. They also provide a detailed account of the facility’s expenditures that are made to local firms and public utilities for ongoing operations and maintenance.

⁶ A list of the survey questions can be found in the Appendix.

Activities Modeled

Spending by Non-Resident Visitors

Spending by nonresident visitors to McGregor Hall account for overwhelming majority of the economic benefits of the facility. Previous research on attendants of arts and cultural events indicates that nonresidents spend \$2.21 for every \$1 spent by local residents when attending arts and cultural events in North Carolina.⁷ The dependence of non-residents on restaurants for food and hotels for lodging accounts for much of this difference. The number of nonresidents to McGregor Hall and the duration of their stay varies according to the type of event hosted at the facility. In this section, we will estimate the dollar amounts of ticket sales and restaurant and hotel expenditures of non-residents for three types of events: Major Non-Ticket Events, Major Ticket Events, and Smaller Events. Major Non-Ticketed Events include dance competitions and graduations; Major Ticketed Events refers to the high-attendance stage productions like *Beauty and the Beast*, *Hairspray*, and *The Wizard of Oz*. Smaller events refer to the comedic and musical performances that typically have smaller ticket sales.

Ticket Sales and Concessions

Nearly 30,000 visitors have attended ticketed events at McGregor Hall since it first opened in 2016. The sale of tickets to these events have generated over \$630,000 in revenue. Almost 40 percent of this amount (\$247,210) comes from nonresident visitors. Concession sales to all visitors attending these events totaled \$770,486. Due to data limitations, we ascribe the same proportion of resident-to-non-resident ticket purchases to the concession sales. Based on this assumption, nonresident visitors accounted for \$302,261 of concession sales made during events held at McGregor Hall. Taken together, concession and ticket sales to non-residents introduced \$549,472 into the Henderson economy and nearly \$11,000 in local tax revenue.

Of course, performances and events at McGregor Hall may also help retain local entertainment dollars that would likely be spent elsewhere. Local residents have accounted for roughly \$383,000 of the Center's total ticket sales and, based on our assumptions, \$468,225 in concession sales. Some of this amount represents diverted entertainment spending that residents would have otherwise spent attending other local events or establishments like movie theatres or

⁷ Americans for the Arts. (2017). *Arts and Economic Prosperity 5 in the State of North Carolina: The Economic Impact of Nonprofit Arts and Cultural Organization and their Audiences*. Washington, DC: Americans for the Arts.

Table 1. Ticket Sales and Concessions

	Ticket Sales	Sales Tax on Tickets	Concession Sales	Sales Tax on Concession Sales	Monthly Sales Totals	Monthly Tax Totals
Resident	\$382,946	\$7,659	\$468,225	\$9,364	\$31,525	\$630
Non-Resident Visitors	\$247,210	\$4,944	\$302,262	\$6,045	\$20,351	\$407

Notes: We assumed that non-resident visitors account for 40 percent of all concession sales, the same observed proportion as ticket sales to non-residents.

restaurants. The remainder represents “new” spending that local residents would have spent outside of Henderson to attend events and performances like those hosted in McGregor Hall. Still, these expenditures are generally excluded from economic impact studies as it is assumed that local residents would have spent these funds on the next best alternative activity. A more in-depth analysis of residents’ entertainment expenditures is necessary to relax that assumption.

Restaurant Spending

The impact of events held at McGregor Hall on local restaurants depends on the type of event. Dance competitions and graduations held at the performing arts center have the largest impact on the number people eating at local establishments. To meet the spike in demand that accompanies these events, restaurant owners often increase hours of operation and the number of staff on hand. These additional hours result in more revenue for owners and more wages and tips for wages and tips for the staff.

The impact of these events varies by restaurant type (smaller, locally-owned or larger, chain) and its proximity to McGregor Hall. Our interviews indicate that smaller locally-owned restaurants experience a 31 to 100 percent increase in the number of customers. The average increase in the number of customers is 133 per day of the event. The crowds are so large during dance competitions and graduations that restaurant owners reported having to turn customers away due to limited seating and, on occasion, running out of food.

Chain restaurants in the area experience a similar boost in number of customers, but the increase appears smaller percentagewise (increase of 14 to 27 percent) because these restaurants are larger and tend to serve more customers on a given weekend. These establishments typically serve 167 more customers each day of the event. Like their smaller competitors, these establishments bring in extra staff to accommodate the increase in customer traffic.

Table 2. Benefits to Restaurants in Sample

	Total Event Days	Total Event Days Past 12 months	Increase in Customers per Event Day	Avg. Meal Expenses	Lifetime Benefits	Benefits Past 12 Months
Major Non-Ticketed Events	33	28	900	\$16.16	\$479,952	\$407,232
Major Ticketed Events	23	14	180	\$16.16	\$66,902	\$40,723
Smaller Events	55	35	36	\$16.16	\$31,997	\$20,362
Total					\$578,851	\$468,317

Notes: Information on the total number of event days were extracted from the McGregor Hall calendar. Graduations are single day events, but dance competitions typically range from 2-3 days. Restaurant owners/managers provided information about the average price of a meal at their respective establishments.

To calculate the daily economic benefit of the increase in customers associated with large events, first, we take the average price of a single meal (less taxes) at a restaurant and multiply it by the expected daily increase in the number of customers these restaurants experience single day of these events. Next, we sum these amounts for each restaurant to obtain the total expected increase in daily restaurant revenue during large events. Finally, we multiply this number by the number of event days.

Table 2 displays estimated benefits of events at McGregor Hall to local area restaurants.⁸ The first row outlines the reported benefits that restaurants in the area experience during large events (i.e., dance competitions and graduations). The weighted average of the price of a meal for the restaurants in our sample was roughly \$16, less taxes, and the average daily increase in number of customers per establishment was 150. The total number of event days for dance competitions and graduations held at McGregor Hall is 43. The total number of events days for these large events in the past 12 months is 28 (24 competition days and 4 graduation days).⁹

The second and third rows of Table 2 report the estimated benefits of major ticket events and smaller events held at McGregor Hall. Based on our interviews, restaurant owners report major ticketed events have large impact on the number of customers they serve, but not as large an impact as dance competitions and graduations. They reported that the observed increase in the number of their customers was roughly half as large. Therefore, to approximate the impact of Major Ticketed Events at McGregor Hall on local restaurants, we reduced the estimated increases amount by 40 percent to account for the expected non-resident portion of this increase.¹⁰ We

⁸ All of the data have been aggregated to protect the privacy of the firms that participated in our interview. The source data are available from and at the discretion of McGregor Hall.

⁹ This estimate refers to the 12-month period between July 1, 2018 and July 1, 2019.

¹⁰ Recall that 40 percent of all ticket sales are made to non-resident visitors to McGregor Hall.

Table 3. Total Benefits to All Restaurants in Henderson

	Total Event Days	Total Event Days Past 12 Months	Increase in Customers per Event Day	Average Meal Expenses	Lifetime Benefits	Benefits Past 12 Months
Major Non-Ticketed Events	33	28	2975	\$13	\$1,256,640	\$1,066,240
Major Ticketed Events	23	14	595	\$13	\$175,168	\$106,624
Smaller Events	55	35	119	\$13	\$83,776	\$53,312
Total					\$1,515,584	\$1,226,176

Notes: The average meal expenses declined from \$16 to \$13 because this figure is a weighted average and the proportion of fast food restaurants in the estimation sample increased and these restaurants have a lower meal expense per customer.

reported by restaurants for Major Non-Ticket Events by 50 percent. We then further reduced this followed a similar process but with a more conservative set of assumptions for the Smaller Events (e.g., local productions/performers, comedy acts, etc.). We assumed any increase in restaurant traffic associated with these events would half as large as that observed for a Major Ticketed Event.

Of course, there are more restaurants in the city of Henderson than the six interviewed for this analysis and we can reasonably assume that these other restaurants experience a similar uptick in sales on event days. To estimate the total benefit of all restaurants in the city we extrapolate the results from surveyed restaurant to restaurants of similar size, type (e.g., fast food, fast casual, and casual dining), and price. For example, we will apply the observed changes in sales at Chick-fil-a to approximate the unobserved changes in sales at the nearby McDonald’s and the Bojangles’ located less than 0.5 miles away. In the interest of remaining conservative in our estimates of the benefits to the restaurants not surveyed, we assume that the cost of a meal at these establishments and the increase is customers served on event days is 75 percent as large as the reference restaurant. A list of the out-of-sample restaurants and their reference restaurant(s) that we use to extrapolate these results can be found in the Appendix.

The results from our analysis are displayed in Table 3. We estimate that over the past 12 months, McGregor Hall has injected nearly \$1.23 million of revenue from non-resident visitors into the restraint industry in Henderson.

Hotel Spending

The second major way in which McGregor Hall impacts in the local economy is through the hotel and lodging industry. Our reports indicate that the number of visitors requiring overnight accommodations and the duration of their stay varies by event type. The lodging establishments

Table 4. Total Benefits to Hotels in Sample

	Total Event Days	Total Event Days Past 12 months	Total Increase in Rented Rooms per Event Day	Average Room Rate	Lifetime Benefits	Benefits over the past 12 Months
Major Non-Ticketed Events	33	28	180	\$115	\$680,783	\$577,634
Major Ticketed Events	23	14	28	\$115	\$73,809	\$44,927
Total					\$754,592	\$622,561

Notes: The average room rate reflects the weighted average of the sample.

that participated in our interview reported that occupancy rates are highest during dance competitions which are often 2-3 day events. These businesses also report, however, a noticeable uptick in occupancy during more popular shows and musicals—The Wizard of Oz, Beauty and the Beast, and Hairspray—that draw attendees from greater distances and often require overnight accommodations. Our interviews also indicate that these productions tend to have larger casts and crews who stay overnight in these establishments. When estimating the impact of McGregor Hall on the lodging industry in Henderson, we limit the scope of our analysis to dance competitions and large production performances because these appear to be the most important events for the firms surveyed.

Table 4 reports the impact of these events on the lodging industry since McGregor Hall first opened as well as over the past 12-months. Due to data limitations a few simplifying assumptions were necessary to calculate the number of nonresident visitors who require lodging for ticketed events. First, we assumed that 75 percent of all nonresident visitors traveling roughly 2 hours or more to attend a show would require overnight accommodations. We divided this number, 58 persons, by the total number of nights on which large ticketed events took place. This was necessary because many stage productions take place over multiple nights. Dividing this number by the number of hotels in the sample, we estimate that large stage productions at McGregor Hall increase hotel occupancy by 14 persons, or 7 rooms (assuming 2 to a room) per hotel. The same calculation is straight forward for dance competitions as we have data on average occupancy levels on non-event days and event days for these competitions.

We extrapolated from these results to approximate the total benefits to all hotels and motels in Henderson. The maximum capacity and room rates of the out-of-sample establishments are lower than the hotels included in the sample. Therefore, we, again, assumed that the increase in rented rooms and room rates were 75 of the closest competitor (as determined by price) for these establishments that is observed in the sample. The results from this analysis are presented

Table 5. Total Benefits to All Hotels in Henderson

	Total Event Days	Total Event Days Past 12 months	Total Increase in Rented Rooms per Event Day	Average Room Rate	Lifetime Benefits	Benefits over the past 12 Months
Major Non-Ticketed Events	33	28	251	\$108	\$895,144	\$759,516
Major Ticketed Events	23	14	28	\$115	\$73,809	\$44,927
Total					\$968,953	\$804,443

Notes: The average room rate declined because the proportion of lower cost hotel rooms in the sample increased. The two additional hotels not included in the sample were the Econo-lodge and the Travelodge. We used the Sleep Inn as the referent hotel for these establishments. Finally, because the nonresident visitors for major ticket events is fixed, all benefits for these events are accounted for in Table 4. Therefore, the benefit amounts change only for non-ticketed events as these involve unobserved transactions from non-ticketed events.

in Table 5 below. We estimate that McGregor Hall has injected just over 800,000 into the hotel industry in Henderson over the past 12 months and nearly \$970,000 since it was first built.

Volunteerism and In-Kind Contributions

McGregor Hall also facilitates in-kind contributions like volunteer work that benefit the Performing Art Center, the community, and individuals alike. Volunteer work helps develop social capital and a sense community by bringing together to socialize around common interests. Individuals also benefit personally through the opportunity for volunteer work by gaining work experience and developing job skills. The volunteer opportunities at McGregor Hall range from box office operations to stagehand in large-scale productions. These volunteers contribute their time to McGregor Hall because they either enjoy the benefits of the facility to the community and/or would like foster those benefits for their fellow residents. The value of their time is a lower-bound estimate of the benefits of their contribution to the performing arts center and the city of Henderson.

Researchers have estimated that the dollar value of volunteer work provided to the recipient agency and the volunteers themselves ranges between \$8.65 and \$15 per hour.¹¹ Other studies estimate that the dollar value of these services as high as \$25 per hour.¹² In this analysis, we take a conservative approach and apply the midpoint of range of values provided by Brown (1999),

¹¹ Brown, E. (1999). Assessing the value of volunteer activity. *Nonprofit and Voluntary Sector Quarterly*, 28(1), 3-17. We adjusted the values from this article to account for inflation using the inflation tables produced by the Bureau of Labor Statistics.

¹² Independent Sector. (2019). Value of Volunteer Time. Washington DC, Independent Sector. Website: <https://independentsector.org/value-of-volunteer-time-2018/>. Accessed May 20th, 2019.

Table 6. Total Benefits of Operational Expenditures to Local Businesses

	Utilities	Professional Services	Facility Maintenance	Total	Total Tax Revenue
Historical Total	\$24,836	\$138,994	\$27,683	\$191,512	\$3,830
Past 12 Months	\$8,055	\$45,079	\$8,978	\$62,112	\$1,242

\$11.83. This amount, we argue, more accurately reflects the prevailing wages in the community while recognizing the both tangible and intangible benefits of volunteer work at the Center. The approximate number of total volunteer hours worked at McGregor Hall equals 7,820 which carries a total monetary value of \$92,510.

Facility and Operation Expenses

McGregor Hall requires the ongoing services from many local firms to maintain the orderly operation of the facility. Just over \$62,112 is spent each year on utilities, professional services, and facility maintenance. These services include advertising, accounting, legal counsel, janitorial and cleaning services, lawn care, security, plumbing and electric, and printing services. These annualized expenditures represent a direct benefit of the facility to providers of these services in Henderson and spending that would otherwise not occur if the McGregor Hall did not exist.

Overall Economic Impacts

The total economic impact of McGregor Hall to the Henderson economy is equal to \$2.34 million. According to our estimates over 70 percent of the impact of the facility on the local economy has accrued in the past 12 months even though the facility has operated for just over two years. The growing number of regional dance competitions have chosen McGregor Hall to host their event accounts for the recent surge in economic activity directly related to the performing art center. This is a positive development as participation in these activities may be less sensitive to macroeconomic conditions than concerts or theatrical performances and, as a result, may provide a year-round revenue stream that is robust to negative economic shocks.¹³

¹³ One possible reason for this is that expenditures by households on dance competitions are, in part, investments in the participating child. As such, they are less discretionary than expenditures on entertainment and should be more resilient to periods of economic contraction.

Table 7. Total Benefits of McGregor Hall to the City of Henderson

	Restaurants	Hotels	Operational Expenditures	Ticket/Concession Sales	Volunteer Work	Total
Historical Total	\$1,515,584	\$968,953	\$191,512	\$549,472	\$92,510	\$3,316,031
Past 12 Months	\$1,226,176	\$804,443	\$62,112	\$244,212	\$7,709	\$2,344,652

Notes: The ticket and concession sales for the past 12 months were estimated by averaging all sales over the number of months since McGregor Hall opened and then multiplying by 12. The same process was used to obtain the 12-month estimate for volunteer work.

Table 8. Vance County Gross County Product, 2015-2018

Year	GCP
2015	\$1,083,483,000
2016	\$1,100,819,000
2017	\$1,125,037,000
2018	\$1,157,663,000

NOTE: The Gross County Product for 2015 is from the Bureau of Economic Analysis. Data for 2016 through 2018 are estimated using the growth rate of US GDP for the respective years.

Fiscal Impacts

When considering the economic impact of McGregor Hall on the City of Henderson and Vance County, one issue of consideration that must be considered is the economic impact relative to the overall economy of the region. The gross county product (GCP) for Vance County from 2015 through 2018 is shown in Table 8. Since McGregor Hall opened in 2016, the economy of Vance County has grown by \$56,844,000. Approximately 5.5% of this growth can be directly attributed to the theater, establishing the theater as a key component of the region’s economic prosperity.

Research into economic growth has shown that there is a strong relationship between local economic growth and the financial capacity of local governments.¹⁴ When the economy expands, economic activity within a community also expands. New sales and engagement within the community produce additional revenues from sales and use taxes; however, economic growth also impacts the property market. The impact on the property market can be seen in increased property values and a larger, stronger base on which property taxes can be levied. Ultimately, an improving tax base allows for the expansion of services and programs, improve the financial condition of public resources, or reduce the tax burden on the community. During the same

¹⁴ Wang, X., Dennis, L., & Tu, Y. S. (2007). Measuring financial condition: A study of U.S. states. *Public Budgeting and Finance*, 27(2), 1-21.

period of time that McGregor Hall increased the local economy by 5.5%, Vance County saw an \$117,527,476 increase in its tax base. Given the size of the economic contribution of McGregor Hall in relation to the economy of Vance County, it can be concluded that the McGregor Hall Performing Arts Center is a central component and core contributor of the local economy.

Funding Issues

As a core component of the Vance County and City of Henderson economy and a significant contributor to the local tax revenue, one final issue that must be considered is its relationship to the city and county in relation to their assistance with funding. Currently, McGregor Hall is funded through sponsorships, tickets, and other fundraising efforts. This model allows the county and city to be the recipient of the economic benefit that the theater brings without contributing to the theater's operation. However, the contribution of the theater to the community suggests that the relationship between McGregor Hall, Vance County, and the City of Henderson should be revisited.

As a point of comparison for McGregor Hall, we looked at the relationship between other theaters throughout the state of North Carolina and the governments where they are located. Specifically, we looked at the North Carolina Performing Arts Center in Charlotte, the Durham Performing Arts Center, the Raleigh Performing Arts Center, and Red Hat Amphitheater in Raleigh. Similar to McGregor Hall, all of the theaters are primarily funded through sponsorships and ticket sales. Unlike McGregor Hall, however, all of the comparison theaters have a financial relationship between the theaters and their respective local governments. Not only do the theaters directly receive funding assistance from the local governments where they are located, but they also receive financial assistance for the facilities. The financial assistance is offered to the theaters in exchange for the economic and cultural contribution that they make to their communities and to help the theaters provide additional programming that would further improve the local economy.

An example of the relationship between the theater and their local governments is the North Carolina Performing Arts Center in Charlotte. In addition to the direct support they receive, the North Carolina Performing Arts Center receives financial assistance from both the city and county in the form of a subsidized lease on its facilities. Currently, the theater leases the Center and Knight Theater from the City of Charlotte and Sprint Square from Mecklenburg County. Despite a market value of the leases at \$1,847,250 and \$1,410,250, respectfully, the subsidies received by the theater reduce the lease cost to only \$1 per year per facility.

Conclusion

McGregor Hall has significant impact on the economy of Henderson. Focusing on the operational costs and the impact of the facility on the hospitality sector, we conservatively estimate that the performing arts center has contributed roughly \$2.3 million dollars to the city's economy over the past 12 months, just over \$195,000 per month. This amount represents "new" spending from non-resident visitors flowing into the local economy that would not have occurred without the events hosted at McGregor Hall. A majority of these funds are associated the emergence of Henderson as a destination for regional dance competitions. Each of these events bring thousands of visitors from states across the southeast to the city. In between these events, McGregor Hall plays host to a number of touring Broadway productions, musical and comedy acts, social events, as well as local performers and performances. In its short tenure, McGregor Hall has become one of the most identifiable and popular amenities in Henderson and the surrounding area as well as an important engine for jobs and economic growth. The evidence provided here clearly demonstrates that an investment in the arts, is an investment in economic development. In recognition of this fact, stakeholders should pursue an improved relationship between McGregor Hall Performing Arts Center, Vance County and the City of Henderson. This improved relationship should be one in which funding the theater is a key component of the county and city economic development, tourism, and cultural budgets.

Appendix

Survey Questions

The numbered questions were asked of all firms. The unfolding sequence of follow-up questions depended on the responses given to the numbered questions.

1. How many customers would you say you serve on a typical day/weekend when there is not an event in town?
2. Do you have more customers on days/weekends when there is an event in town?
 - IF YES
 - About how many more customers would say you have on those days/weekends?
 - Do you bring in more employees for when anticipate these increases?
 - Okay, I'm going to ask a little more about those the increases you have observed. As you may know, McGregor Hall hosts a variety of events such as concerts, graduations and dance competitions.
 - Which event, if any, would you say brings the most customers to your establishment?
 - For sit-down restaurants: Do your employees make more on the weekends when events are in town?
 - If Yes: How much more, approximately, would you say your employees make on the weekends with events in town? How much would you say, approximately, your employees make on a typical weekend when no event is scheduled at McGregor Hall?
3. What is the average bill amount, including tips, for a customer at your establishment?

Table A1. Referent Restaurants for Out-of-Sample Establishments

Referent Restaurant(s)	Out-of-Sample Restaurants
George's Restaurant Italian Restaurant Restaurant and Pub Ruby Tuesday	Ichibar Japanese Restaurant Mayflower Seafood Restaurant Ribeyes Steakhouse Next Door Bistro Los Dos Amigos
Cracker Barrel	Waffle House Denny's Pizza Inn Golden Corral Henderson Mexican Restaurant
Chick-Fil-A	Bojangles Smithfields McDonald's Burger King Papa John's Dominos Arbys Kang Wangs

McGregor
Hall

*Finance Director's
Report*

Vance County
Finance Director's Report to the Board
February 3, 2020

A. Surplus Property. The Register of Deeds has three typewriters that are no longer in working order. The Sheriff's Office has an old safe as well as five laptop computers.
Recommendation: Approve the property presented as surplus and authorize the Finance Director to dispose of said property accordingly as allowed by state statute.

B. Purchase of New Ambulance. The County budget contains funds for the purchase of a new ambulance in the current fiscal year. Vance County EMS advertised and solicited bids for the purchase of a 2019 or newer diesel-powered Ford Type I ambulance. Three bids were received, two vendors met the specifications. Bank financing will be secured in conjunction with the sheriff's vehicles through an RFP due on February 21, 2020.

Recommendation 1: Reject the bid from CW Williams as being non-responsive since it does not meet the engine and body specifications.

Recommendation 2: Approve the purchase of a 2019 Ford F-550 4x4 Type I ambulance per Vance County specifications from Northwestern Emergency Vehicles in the amount of \$240,142.00.

C. Campbell Oil Lease. This will allow the EMS and Fire Departments to have an industrial size DEF Fluid tank on site which will be maintained by Campbell Oil and allow the County to only pay \$1.35 per gallon instead of \$6.38 per gallon. No upfront cost, just pay for what DEF is used.

Recommendation: Authorize the Finance Director to execute contract with Campbell Oil to provide DEF.

County of Vance
Disposal of Surplus Personal Property
February 3, 2020

The Finance Director requests to dispose of the following surplus personal property owned by the County of Vance:

ITEM NO.	EQUIPMENT DESCRIPTION	SERIAL#	REASON NO LONGER NEEDED	DEPARTMENT
	3 Typewriters		no longer work	ROD
01081	Old Safe		no longer in use (old)	Sheriff
	Laptop	Latitude E5400= S/N: CN00695C70166985G0EVA03	no longer use - transfer to schools IT	Sheriff
	Laptop	Inspiron 1525= S/N: CN0WP0008802667CL004U	no longer use - transfer to schools IT	Sheriff
	Laptop	Vostro 1510= S/N: CN0M277C129618AH0022A01	no longer use - transfer to schools IT	Sheriff
	Laptop	Vostro 1510= S/N: CN0M277C129618AH0018A01	no longer use - transfer to schools IT	Sheriff
	Laptop	Vostro 1525= S/N: CN0M277C129618AH0021A01	no longer use - transfer to schools IT	Sheriff

Summary of Bid Openings
EMS - Ambulance Bids
January 10, 2020 2pm @ Vance County EMS Station

	Bidder	Address	Quals Met (Y/N)	Total Bid Amount
	CW Williams	574 English Rd Rocky Mount, NC 27804		193,427.00 Ambulance
2020	Southeastern	911 Martin Creek Rd Henderson, NC 27537		229,331 Ambulance 17,269 Stretcher
2019	North Western	PO Box 790 Jefferson, NC 28640		240,142.00 Ambulance

246,600

Attendance:
Phillip Little - CW Williams
Dennis Tingen - Southeastern Specialty Vehicles
Rigo Brnell - Assistant Finance Director
Javier Plummer - EMS Director
Lee Overton - EMS Division Chief
Mark Minish - EMS Division Chief

*County Attorney's
Report*

**RESOLUTION AUTHORIZING UPSET BID PROCESS
FOR SALE OF REAL PROPERTY
318 Rowland Street, Henderson, NC 27536**

WHEREAS, Vance County owns certain real property with an address of **318 Rowland Street, Henderson, North Carolina**, and more particularly described by the Vance County Tax Department as Parcel Numbers **0073 04002**; and

WHEREAS, North Carolina General Statute §160A-269 permits the county to sell real property by upset bid, after receipt of an offer for the property; and

WHEREAS, the County has received an offer to purchase the real property described herein above in the amount of **\$1,161.00** subject to the terms and conditions as included in the submitted offer to purchase bid, submitted by *Kevin Martinez-Galmiche*; and

WHEREAS, *Kevin Martinez-Galmiche* has paid the required deposit in the amount of **\$750.00** with his initial offer.

THEREFORE, THE VANCE COUNTY BOARD OF COMMISSIONERS RESOLVES THAT:

1. The Board of County Commissioners declares the real property described above surplus and authorizes its sale through the upset bid procedure of North Carolina General Statute §160A-269.

2. A notice of the proposed sale shall be published which shall describe the property and the amount of the offer and shall require any upset offer be subject to the same terms and conditions as contained therein except for the purchase price.

3. Any person may submit an upset bid to the Clerk to the Board of County Commissioners within 10 days after the notice of sale is published. Once a qualifying higher bid has been received, that bid will become the new offer.

4. If a qualifying upset bid is received, a new notice of upset bid shall be published, and shall continue to do so until a 10-day period has passed without any qualifying upset bid having been received. At that time, the amount of the final high bid shall be reported to the Board of County Commissioners.

5. A qualifying higher bid is one that raises the existing offer by the greater of \$750 or ten percent (10%) of the first \$1,000.00 of that offer and five percent (5%) of the remainder of the offer and is subject to the same terms and conditions of the previous bid.

6. A qualifying higher bid must also be accompanied by a deposit in the amount of the greater of \$750 or five percent (5%) of the bid, which may be made by cash, cashier's check

or certified funds. The County will return the deposit of any bid not accepted and will return the bid of an offer subject to upset if a qualifying higher bid is received.

7. The terms of the final sale are that the Board of County Commissioners must approve the final high offer before the sale is closed and the buyer must pay with certified funds or wire transfer the bid amount and any other amounts as required pursuant to the terms and conditions of the bid at the time of closing, which shall be no later than 30 days following the approval by this Board of the final bid. The real property is sold in its current condition, as is, and the County gives no warranty with respect to the usability of the real property or title. Title will be delivered at closing by a **Non Warranty Deed**, subject to exceptions for ad valorem taxes, assessments, zoning regulations, restrictive covenants, street easements, rights of others in possession and any other encumbrances of record. Buyer shall pay for preparation and recording of the Deed and revenue stamps.

8. The County reserves the right to withdraw the property from sale at any time before the final high bid is accepted **and the right to reject all bids at any time**.

9. If no qualifying upset bid is received, the Board of County Commissioners will accept or reject the bid submitted within 60 days after the close of the 10-day upset period.

This the 3rd day of February, 2020.

Gordon Wilder, Chairman
Vance County Board of Commissioners

ATTEST:

Kelly H. Grissom, Clerk to the Board

*County Manager's
Report*

Vance County
County Manager's Report to the Board
February 3, 2020

- A. Resolution – Black History Month.** February has been observed nationally as Black History Month. Vance County has traditionally encouraged its citizens to participate in related events that create a greater awareness and appreciation of contributions made by African-Americans. *Recommendation: Adopt the resolution in support of the designation of February as Black History Month in Vance County.*
- A. Semi-Annual Jail Inspection Report.** The State conducted its periodic jail inspection on December 5, 2019 and submitted its report to the county. Several items were noted including the following: 1). The need for direct observation of inmates 2). Walls, ceilings and bathing facilities are to be kept clean and in good repair 3). Storage space was cluttered and included combustible material 4). Lighting system in confinement areas not providing adequate illumination 5). Damage to door in the cell area. The Jail staff has completed the plan of correction which is noted on the enclosed forms. *Recommendation: Act to receive the report as information.*

RESOLUTION

by the

Vance County Board of Commissioners

in designation of

February 2020 as Black History Month in Vance County

WHEREAS, for 86 years in the United States, at least some part of the month of February has been observed in recognition of black history and the many accomplishments and contributions made to society by African-Americans; and

WHEREAS, the second week of February was selected by Carter Woodson, a noted Washington, D.C. author, editor, historian, and publisher, to defend black humanity and highlight the accomplishments of his ancestors; and

WHEREAS, in 1976 the entire month of February was included in the bicentennial celebration of the United States, and every single American President has since designated February as National Black History Month; and

WHEREAS, since 2006, the Vance County Board of Commissioners has annually established February as a special month to recognize and celebrate the essential roles of African-Americans throughout Vance County; and

WHEREAS, the Board of County Commissioners sincerely desires for all citizens to thoroughly understand and appreciate value added to the local economy and overall community by African-Americans of all socio-economic levels.

NOW THEREFORE BE IT RESOLVED, that the Vance County Board of Commissioners does officially designate February 2020 as Black History Month in Vance County, and in doing so, does recognize the accomplishments and countless significant contributions made to society by individuals of African heritage.

BE IT FURTHER RESOLVED, that the Vance County Board of Commissioners does encourage businesses, churches, civic organizations, schools, and citizens of all races and color to actively participate in the observance and celebration of Black History Month in Vance County during the month of February 2020.

This, the 3rd day of February, 2020.

Gordon Wilder, Chairman



NC DEPARTMENT OF
**HEALTH AND
HUMAN SERVICES**

ROY COOPER • Governor

MANDY COHEN, MD, MPH • Secretary

MARK PAYNE • Director, Division of Health Service Regulation

December 13, 2019

Sheriff Curtis Brame (via email)
516 Breckenridge Street
Henderson, NC 27536

RE: Vance County Jail
FID #110677
Semiannual Inspectio

Dear Sheriff Brame:

On December 5, 2019, the Division of Health Service Regulation (DHSR) - Construction Section inspected your facility to determine compliance with 10A NCAC Subchapter 14J JAILS, LOCAL CONFINEMENT FACILITIES. This inspection found deficiencies whereby corrections are required. A copy of the inspection report is enclosed for your attention. Please submit your plan of correction on each deficiency cited in this report to this office by 01/12/2020.

Your Plan of Correction must contain the following:

- What corrective action(s) will be accomplished in those areas of the facility found to have been affected by the deficient practice.
- How you will identify other areas of the facility having the potential to be affected by the same deficient practice and what corrective action will be taken.
- What measures will be put into place or what systemic changes you will make to ensure that the deficient practice does not recur.
- How the corrective action(s) will be monitored to ensure the deficient practice will not recur, ie., what quality assurance program will be put into place.
- Include dates when correction action will be completed. The corrective action dates must be acceptable to the State.
 1. Corrective action must begin immediately.
 2. Any completion date greater than 60 days from date of survey requires written justification from the Sheriff.

Your Plan of Correction can be:

Mail to: DHSR Construction Section
2705 Mail Service Center
Raleigh NC 27699-2705

Fax to: (919)-733-6592

Email to: DHSR.Construction.Admin@dhhs.nc.gov

If you have any questions, please do not hesitate to call me at (919) 855-3893

Sincerely,

Charles B. Brown

Charles B. Brown
Jail Inspector
DHSR-Construction Section
919-855-3893

Enclosure

cc: Mr. Archie Taylor Jr., Chairman, Vance Board of Commissioners (via email)
Mr. Jordan McMillen, Vance County Manager (via email)
Majo Ruby Williams, Vance County Detention Center Administrator (via email)

Division of Health Service Regulation

STATEMENT OF DEFICIENCIES AND PLAN OF CORRECTION	(X1) PROVIDER/SUPPLIER/CLIA IDENTIFICATION NUMBER: 110677	(X2) MULTIPLE CONSTRUCTION A. BUILDING: _____ B. WING _____	(X3) DATE SURVEY COMPLETED 12/05/2019
--	---	---	---

NAME OF PROVIDER OR SUPPLIER
VANCE COUNTY JAIL

STREET ADDRESS, CITY, STATE, ZIP CODE
**516 BRECKENRIDGE STREET
HENDERSON, NC 27536**

(X4) ID PREFIX TAG	SUMMARY STATEMENT OF DEFICIENCIES (EACH DEFICIENCY MUST BE PRECEDED BY FULL REGULATORY OR LSC IDENTIFYING INFORMATION)	ID PREFIX TAG	PROVIDER'S PLAN OF CORRECTION (EACH CORRECTIVE ACTION SHOULD BE CROSS-REFERENCED TO THE APPROPRIATE DEFICIENCY)	(X5) COMPLETE DATE
J 000	<p>Initial Comments</p> <p>Charles Brown conducted the inspection.</p> <p>This biannual jail inspection was conducted as per 10A NCAC 14J JAILS, LOCAL CONFINEMENT FACILITIES Rules. This building was approved for use in 1991 under North Carolina State Building Code 1978 Edition with an occupancy classification of Group I-3. The jail design capacity is 120 male beds and 30 female beds with a total design capacity of 150 beds. The inspection began at 9:00 am and ended at 1:30 pm. On the day of the inspection the weather was hot with clear conditions. Vance County Detention Center Captain Leroy Moss was present and toured the facility with the inspector.</p> <p>The deficiencies determined during the inspection are as follows:</p>	J 000		
J 34	<p>10A NCAC 14J .0601 (a) Supervision</p> <p>(a) Officers shall make supervision rounds and directly observe each inmate in person at least twice per hour on an irregular basis. The supervision rounds shall be documented. If remote electronic monitoring is used to supplement supervision, it shall not be substituted for supervision rounds and direct visual observation.</p> <p>History Note: Authority G.S. 153A-221; Eff. October 1, 1990; Amended Eff. June 1, 1992.</p> <p>This Rule is not met as evidenced by:</p>	J 34	<p>J34*Sergeant and Officers will monitor the dorms as they make their rounds twice a hour on a regular bases in Cell Blocks: A,B,C,D,E,F,G,and H.</p> <p>*Staff will be held accountable for corrections.</p> <p>*Disciplinary action will take place with the inmates; such as visitation taken or lock down if they do not comply.</p> <p>*Lieutenants will monitor regularly to see that we are in compliance.</p> <p>*Correction started on 12/9/19 and will continue on a daily basis in Cell Block: A,B,C,D,E,F,G,and H.</p>	

Division of Health Service Regulation
LABORATORY DIRECTOR'S OR PROVIDER/SUPPLIER REPRESENTATIVE'S SIGNATURE

Major B. Williams

TITLE

Administrative

(X6) DATE

1-7-2020

Division of Health Service Regulation

STATEMENT OF DEFICIENCIES AND PLAN OF CORRECTION	(X1) PROVIDER/SUPPLIER/CLIA IDENTIFICATION NUMBER: 110677	(X2) MULTIPLE CONSTRUCTION A. BUILDING: _____ B. WING _____	(X3) DATE SURVEY COMPLETED 12/05/2019
--	---	---	---

NAME OF PROVIDER OR SUPPLIER VANCE COUNTY JAIL	STREET ADDRESS, CITY, STATE, ZIP CODE 516 BRECKENRIDGE STREET HENDERSON, NC 27536
--	---

(X4) ID PREFIX TAG	SUMMARY STATEMENT OF DEFICIENCIES (EACH DEFICIENCY MUST BE PRECEDED BY FULL REGULATORY OR LSC IDENTIFYING INFORMATION)	ID PREFIX TAG	PROVIDER'S PLAN OF CORRECTION (EACH CORRECTIVE ACTION SHOULD BE CROSS-REFERENCED TO THE APPROPRIATE DEFICIENCY)	(X5) COMPLETE DATE
J 34	Continued From page 1 Based on observation on the morning of 12/05/2019, the officers were unable to directly observe each inmate in person as required by this Rule. Findings Include: Cell Block:A,B, C,D, E, F,G, and H: Inmates were hanging towels, sheets, blankets and/or jumpsuit's around their bunks which blocked the officers ability to directly observe each inmate as required.	J 34		
J 38	10A NCAC 14J .0701 Sanitation Each jail shall comply with the North Carolina Commission for Public Health rules governing sanitation as codified in Title 15A Chapter 18A Section .1500 and which are hereby adopted by reference pursuant to G.S. 150B-14(c) History Note: Authority G.S. 143B-153; 153A-221; Eff. June 1, 1990. This Rule is not met as evidenced by: Based on observation on the morning of 12/05/2019, it was noted that the ceilings in several areas were not in compliance with the following Rule: 15A NCAC 18A .1508 WALLS AND CEILINGS (a) The walls and ceilings of all rooms and areas shall be kept clean and in good repair. Findings include:	J 38	J38*Cleaning of the walls in Cell Blocks G, H, and F with mold and mildew cleaner will take place continuously. *Staff will be held accountable for passing out cleaning materials for cleaning of Cell Blocks; G,H,and F. *Cleaning supplies will be passed out daily, and night shift will ensure cleanliness of the entire Facility. *Supervisors will monitor each shift to ensure that mold doesn't appear on walls in Cell Block: G, H, F. *Cleaning of mold and mildew in Cell Blocks G,F, started 12/9/19 along with the removal of toilet paper and walls will be re-painted by time allotted.	

Division of Health Service Regulation

STATEMENT OF DEFICIENCIES AND PLAN OF CORRECTION	(X1) PROVIDER/SUPPLIER/CLIA IDENTIFICATION NUMBER: 110677	(X2) MULTIPLE CONSTRUCTION A. BUILDING: _____ B. WING _____	(X3) DATE SURVEY COMPLETED 12/05/2019
--	---	---	---

NAME OF PROVIDER OR SUPPLIER VANCE COUNTY JAIL	STREET ADDRESS, CITY, STATE, ZIP CODE 516 BRECKENRIDGE STREET HENDERSON, NC 27536
--	---

(X4) ID PREFIX TAG	SUMMARY STATEMENT OF DEFICIENCIES (EACH DEFICIENCY MUST BE PRECEDED BY FULL REGULATORY OR LSC IDENTIFYING INFORMATION)	ID PREFIX TAG	PROVIDER'S PLAN OF CORRECTION (EACH CORRECTIVE ACTION SHOULD BE CROSS-REFERENCED TO THE APPROPRIATE DEFICIENCY)	(X5) COMPLETE DATE
J 38	<p>Continued From page 2</p> <ol style="list-style-type: none"> 1. G Block: Had what appears to be mold on the walls and ceiling. 2. H Block: Had what appears to be mold on the walls and ceiling. 3. The walls in F Block have what appears to be mold and/or are stained. The walls are also extremely dirty and also had debris which appears to be wads of toilet paper. <p>Based on observation on the morning of 12/05/2019, it was noted that the facility is not in compliance with sanitation rule 15A NCAC 18A .1510 TOILET, HANDWASHING AND BATHING FACILITIES:</p> <p>(a) Each cell shall be provided with access to toilet and handwashing facilities, and soap and individual towels shall be provided. The fixtures shall be kept clean and in good repair.</p> <p>(b) Each cell block or section shall be provided with bathing facilities which shall be easily cleanable and shall be kept clean.</p> <p>Findings include: 1 A Block: Shower was dirty.</p>	J 38	<p>J38*Squeak cleaner will be given daily to keep showers cleaned in all Cell Blocks.</p> <p>*Staff will be held accountable for cleaning materials to keep showers cleaned.</p> <p>*We will assign a clean-up person from A Dorm to clean showers.</p> <p>*Supervisors will monitor each shift to ensure that the clean-up person (inmate) is cleaning properly.</p> <p>*Cleaning of showers started 12/5/19, and will continue on a daily basis.</p>	
J216	<p>10A NCAC 14J .1511 (a) Other Areas</p> <p>(a) Each facility shall have sufficient storage space.</p> <p>History Note: Authority G.S. 143B-153; 153A-220; 153A-221; Eff. June 1, 1990.</p> <p>This Rule is not met as evidenced by: Based on observation on the morning of 12/5/2019, it was noted that storage did not meet</p>	J216	<p>J16*1) Combustible materials were removed from the auditorium on 12/9/19.</p> <p>*Staff will make sure all combustible materials are outside in storage.</p> <p>*Have staff to review hazardous material booklet.</p> <p>*Sergeants and Lieutenants will make sure staff is reviewing hazardous material booklet.</p> <p>*Corrections started 12/9/19, and will continue on a day to day basis.</p>	

Division of Health Service Regulation

STATEMENT OF DEFICIENCIES AND PLAN OF CORRECTION	(X1) PROVIDER/SUPPLIER/CLIA IDENTIFICATION NUMBER: 110677	(X2) MULTIPLE CONSTRUCTION A. BUILDING: _____ B. WING _____	(X3) DATE SURVEY COMPLETED 12/05/2019
--	---	---	---

NAME OF PROVIDER OR SUPPLIER VANCE COUNTY JAIL	STREET ADDRESS, CITY, STATE, ZIP CODE 516 BRECKENRIDGE STREET HENDERSON, NC 27536
--	---

(X4) ID PREFIX TAG	SUMMARY STATEMENT OF DEFICIENCIES (EACH DEFICIENCY MUST BE PRECEDED BY FULL REGULATORY OR LSC IDENTIFYING INFORMATION)	ID PREFIX TAG	PROVIDER'S PLAN OF CORRECTION (EACH CORRECTIVE ACTION SHOULD BE CROSS-REFERENCED TO THE APPROPRIATE DEFICIENCY)	(X5) COMPLETE DATE
J216	Continued From page 3 the requirements of this Rule. Findings include: 1. Combustible Material was stored on the floor in the storage room. 2. The storage room was cluttered with old computers and dirty.	J216	2)*Cleaning of the storage room started 12/9/19. *Removal of many years of items have begun. *Once completion of the removable items, staff will ensure that cleanliness take place. *The storage area will be monitored on a regular basis. *Completions will be within a 60 day grace period.	
J220	10A NCAC 14J .1512 (a) Lighting and Ventilation (a) Lighting fixtures in sleeping rooms and dayrooms shall provide at least 30 footcandles of artificial light, and they shall have diffusers designed to illuminate a horizontal area from a ceiling or wall position. History Note: Authority G.S. 143B-153; 153A-220; 153A-221; Eff. June 1, 1990. This Rule is not met as evidenced by: Based on observation on the morning of 12/05/2019, it was noted that the lighting system was not providing adequate illumination in the confinement areas as required by the Rule. Findings include: C-Dorm had one light fixture that was not working.	J220	J220*Rick Electric repaired light fixture on 1/7/20. *We will have staff report to Administration items that maintenance cannot repair. *Sergeants and Lieutenants will make sure officials are watching for outage of lights. *Lieutenants will be held accountable to check behind their subordinates. *Completed 1/7/2020.	
J232	10A NCAC 14J .1515 Swinging Doors (a) Plate doors installed in plate walls shall be made of steel that is at least the same quality and thickness as specified for the wall in which the door opening is installed. (b) Plate doors installed in concrete or masonry walls shall be made of material not lighter than 3/16 inch thick open hearth steel plate framed	J232		

Division of Health Service Regulation

STATEMENT OF DEFICIENCIES AND PLAN OF CORRECTION	(X1) PROVIDER/SUPPLIER/CLIA IDENTIFICATION NUMBER: 110677	(X2) MULTIPLE CONSTRUCTION A. BUILDING: _____ B. WING _____	(X3) DATE SURVEY COMPLETED 12/05/2019
--	---	---	---

NAME OF PROVIDER OR SUPPLIER VANCE COUNTY JAIL	STREET ADDRESS, CITY, STATE, ZIP CODE 516 BRECKENRIDGE STREET HENDERSON, NC 27536
--	---

(X4) ID PREFIX TAG	SUMMARY STATEMENT OF DEFICIENCIES (EACH DEFICIENCY MUST BE PRECEDED BY FULL REGULATORY OR LSC IDENTIFYING INFORMATION)	ID PREFIX TAG	PROVIDER'S PLAN OF CORRECTION (EACH CORRECTIVE ACTION SHOULD BE CROSS-REFERENCED TO THE APPROPRIATE DEFICIENCY)	(X5) COMPLETE DATE
J232	<p>Continued From page 4</p> <p>and stiffened with angles, bars, or other shapes and securely hung to door frames made of structural or bent plate channel at least 3/16 inch thick.</p> <p>(c) The depth of plate door frame shall equal the thickness of the wall.</p> <p>(d) Grating doors installed either in grating, plate walls, or concrete or masonry walls shall be constructed of tool-resisting steel or open-hearth steel as specified by the plans.</p> <p>History Note: Authority G.S. 143B-153; 153A-220; 153A-221; Eff. June 1, 1990.</p> <p>This Rule is not met as evidenced by: Based on observation on the morning of 12/05/2019, it was noted that the facility was not in compliance with this Rule. Findings include: Cell C 7: The steel door was bent and damaged.</p>	J232	<p>J32*Supervisory staff will watch for deficient throughout the Facility. *We will deal with the problem at hand instead of waiting for another to happen before we call in a licensed person. *Supervisory staff will watch for deficiency throughout the Facility. *Repairs was made 12/12/19 by Brown's Welding & Fabrication,LLC.</p>	

Consent Agenda Items

Budget Amendments and Transfers
Tax Refunds and Releases
Minutes

Monthly Reports
911 Emergency Operations
Administrative Ambulance Charge-Offs
Cooperative Extension
EMS
Human Resources
Information Technology
Planning and Development
Parks and Recreation
Tax Office
Veterans Service

VANCE COUNTY BUDGET AMENDMENT REQUEST
2019 - 2020 Fiscal Year

A request to amend the 2019-2020 Vance County Budget is hereby submitted to the Vance County Board of Commissioners as follows:

Revenue Amendment Request

DESCRIPTION	ACCOUNT NUMBER	REVENUE INCREASE (DECREASE)
DSS General Assistance Fund	10-310-000020	7,500.00

TOTAL REVENUE INCREASE (DECREASE) \$ 7,500.00

Reason for Revenue Amendment Request: Needs additional funds to complete the Fiscal Year

Expenditure Amendment Request

DESCRIPTION	ACCOUNT NUMBER	EXPENSE INCREASE (DECREASE)
GF Fund Balance	10-000-999000	7,500.00

TOTAL \$ 7,500.00

Reason for Expense Amendment Request: Needs additional funds to complete the Fiscal Year

Requested by: _____ Date _____

APPROVED: VANCE COUNTY BOARD OF COMMISSIONERS IN MEETING OF _____ _____ Kelly Grissom , Clerk VANCE COUNTY BOARD OF COMMISSIONERS

Reviewed by
Finance Office _____

VANCE COUNTY BUDGET AMENDMENT REQUEST
2019 - 2020 Fiscal Year

A request to amend the 2019-2020 Vance County Budget is hereby submitted to the Vance County Board of Commissioners as follows:

Revenue Amendment Request

DESCRIPTION	ACCOUNT NUMBER	REVENUE INCREASE (DECREASE)
Contingency	10-999-500099	(26,800.00)

TOTAL REVENUE INCREASE (DECREASE) \$ (26,800.00)

Reason for Revenue Amendment Request: Emergency replacement of Gas Furnace in Henry Dennis Building -

Reversal of Amendment #9needed to be a Transfer

Expenditure Amendment Request

DESCRIPTION	ACCOUNT NUMBER	EXPENSE INCREASE (DECREASE)
Maintenance Building & Grounds: Henry Dennis	10-502-500015	(26,800.00)

TOTAL \$ (26,800.00)

Reason for Expense Amendment Request: Emergency replacement of Gas Furnace in Henry Dennis Building

Reversal of Amendment #9....needed to be a Transfer

Requested by: _____ Date _____

APPROVED: VANCE COUNTY BOARD OF COMMISSIONERS IN MEETING OF _____ _____ Kelly Grissom , Clerk VANCE COUNTY BOARD OF COMMISSIONERS

Reviewed by
Finance Office _____

VANCE COUNTY BUDGET AMENDMENT REQUEST
2019 - 2020 Fiscal Year

A request to amend the 2019-2020 Vance County Budget is hereby submitted to the Vance County Board of Commissioners as follows:

Revenue Amendment Request

DESCRIPTION	ACCOUNT NUMBER	REVENUE INCREASE (DECREASE)
Tax Office Supplies	10-450-500032	2,175.78

TOTAL REVENUE INCREASE (DECREASE) \$ 2,175.78

Reason for Revenue Amendment Request: PO from 18/19 rolled over to 19/20: Furniture for tax office that was in price dispute until P. Brooks settled on lower costs.

Expenditure Amendment Request

DESCRIPTION	ACCOUNT NUMBER	EXPENSE INCREASE (DECREASE)
GF Fund Balance	10-000-999000	2,175.78

TOTAL \$ 2,175.78

Reason for Expense Amendment Request: PO from 18/19 rolled over to 19/20: Furniture for tax office that was in price dispute until P. Brooks settled on lower costs.

Requested by: _____ Date _____

APPROVED: VANCE COUNTY BOARD OF COMMISSIONERS IN MEETING OF _____ _____ Kelly Grissom , Clerk VANCE COUNTY BOARD OF COMMISSIONERS

Reviewed by
Finance Office _____

VANCE COUNTY BUDGET AMENDMENT REQUEST
2019 - 2020 Fiscal Year

A request to amend the 2019-2020 Vance County Budget is hereby submitted to the Vance County Board of Commissioners as follows:

Revenue Amendment Request

DESCRIPTION	ACCOUNT NUMBER	REVENUE INCREASE (DECREASE)
EMS Maintenance Equipment	10-530-500016	3,221.90

TOTAL REVENUE INCREASE (DECREASE) \$ 3,221.90

Reason for Revenue Amendment Request: Unexpected repair needed on a Cardiac Monitor, as well as unexpected repair to laundry machine
Will need these funds to service the AED's in the County.

Expenditure Amendment Request

DESCRIPTION	ACCOUNT NUMBER	EXPENSE INCREASE (DECREASE)
GF Fund Balance	10-000-999000	3,221.90

TOTAL \$ 3,221.90

Reason for Expense Amendment Request: Unexpected repair needed on a Cardiac Monitor, as well as unexpected repair to laundry machine
Will need these funds to service the AED's in the County.

Requested by: _____ Date _____

APPROVED: VANCE COUNTY BOARD OF COMMISSIONERS IN MEETING OF _____ _____ Kelly Grissom , Clerk VANCE COUNTY BOARD OF COMMISSIONERS

Reviewed by
 Finance Office _____

VANCE COUNTY BUDGET AMENDMENT REQUEST
2019 - 2020 Fiscal Year

A request to amend the 2019-2020 Vance County Budget is hereby submitted to the Vance County Board of Commissioners as follows:

Revenue Amendment Request

DESCRIPTION	ACCOUNT NUMBER	REVENUE INCREASE (DECREASE)
Henry Dennis Building	10-502-500015	11,500.00

TOTAL REVENUE INCREASE (DECREASE) \$ 11,500.00

Reason for Revenue Amendment Request: Blackmon welding and fabrication for removal and repair of two light posts at
Dennis building. Properties Committee recommends this amendment.

Expenditure Amendment Request

DESCRIPTION	ACCOUNT NUMBER	EXPENSE INCREASE (DECREASE)
Fund Balance	10-000-999000	11,500.00

TOTAL \$ 11,500.00

Reason for Expense Amendment Request: Blackmon welding and fabrication for removal and repair of two light posts at
Dennis building. Properties Committee recommends this amendment.

Requested by: _____ Date _____

APPROVED: VANCE COUNTY BOARD OF COMMISSIONERS IN MEETING OF _____ _____ Kelly Grissom , Clerk VANCE COUNTY BOARD OF COMMISSIONERS

Reviewed by
Finance Office _____

VANCE COUNTY BUDGET AMENDMENT REQUEST
2019 - 2020 Fiscal Year

A request to amend the 2019-2020 Vance County Budget is hereby submitted to the Vance County Board of Commissioners as follows:

Revenue Amendment Request

DESCRIPTION	ACCOUNT NUMBER	REVENUE INCREASE (DECREASE)
Soil & Water Education	10-576-500014	350.00
Soil & Water Capital Outlay	10-576-500074	845.16

TOTAL REVENUE INCREASE (DECREASE) \$ 1,195.16

Reason for Revenue Amendment Request: Leadership Vance tuition and tags to new vehicle that was not budgeted.

Expenditure Amendment Request

DESCRIPTION	ACCOUNT NUMBER	EXPENSE INCREASE (DECREASE)
GF Fund Balance	10-000-999000	1,195.16

TOTAL \$ 1,195.16

Reason for Expense Amendment Request: Leadership Vance tuition and tags to new vehicle that was not budgeted.

Requested by: _____ Date _____

APPROVED: VANCE COUNTY BOARD OF COMMISSIONERS IN MEETING OF _____ _____ Kelly Grissom , Clerk VANCE COUNTY BOARD OF COMMISSIONERS

Reviewed by
Finance Office _____

VANCE COUNTY BUDGET AMENDMENT REQUEST
2019 - 2020 Fiscal Year

A request to amend the 2019-2020 Vance County Budget is hereby submitted to the Vance County Board of Commissioners as follows:

Revenue Amendment Request

DESCRIPTION	ACCOUNT NUMBER	REVENUE INCREASE (DECREASE)
Henry Dennis Bldg Departmental Supplies	10-502-500033	750.00

TOTAL REVENUE INCREASE (DECREASE) \$ 750.00

Reason for Revenue Amendment Request: Toilet tissue, can liners, paper towels, etc. needed for remainder of the budget year,
The Board of Elections has two or three more elections so supplies are needed.

Expenditure Amendment Request

DESCRIPTION	ACCOUNT NUMBER	EXPENSE INCREASE (DECREASE)
GF Fund Balance	10-000-999000	750.00

TOTAL \$ 750.00

Reason for Expense Amendment Request: Toilet tissue, can liners, paper towels, etc. needed for remainder of the budget year
The Board of Elections have two or three more elections so supplies are needed.

Requested by: _____ Date _____

APPROVED: VANCE COUNTY BOARD OF COMMISSIONERS IN MEETING OF _____ _____ Kelly Grissom , Clerk VANCE COUNTY BOARD OF COMMISSIONERS

Reviewed by
 Finance Office _____

**VANCE COUNTY
DEPARTMENTAL LINE-ITEM TRANSFER REQUEST
2019-2020 Fiscal Year**

Department Name: Veterans/Henry Dennis Building

Request for Funds to be Transferred From:

ACCOUNT TITLE	ACCOUNT NUMBER	AMOUNT
Contingency	10-999-500099	26,800.00
Contingency	10-999-500099	9,985.00

TOTAL \$ 36,785.00

Explanation of transfer request: Correction of previously approved amendment, needed to be transferred
to cover Trane Furnace in Henry Dennis Bldg

Request for Funds to be Transferred To:

ACCOUNT TITLE	ACCOUNT NUMBER	AMOUNT
Maintenance Building & Grounds Henry Dennis Bldg	10-502-500015	26,800.00
Maintenance Building & Grounds Henry Dennis Bldg	10-502-500015	9,985.00

TOTAL \$ 36,785.00

Explanation of transfer request: Correction of previously approved amendment, needed to be transferred
to cover Trane Furnace in Henry Dennis Bldg

Requested by: _____ Date _____

PRESENTED: VANCE COUNTY BOARD OF COMMISSIONERS IN MEETING OF _____ _____
--

Reviewed by
 Finance Office _____

**VANCE COUNTY
DEPARTMENTAL LINE-ITEM TRANSFER REQUEST
2019-2020 Fiscal Year**

Department Name: Planning & Development

Request for Funds to be Transferred From:

ACCOUNT TITLE	ACCOUNT NUMBER	AMOUNT
Regular Salaries	10-541-500001	27,500.00

TOTAL \$ 27,500.00

Explanation of transfer request: Use of lapse in salaries to cover the cost of a new P&D Truck

Request for Funds to be Transferred To:

ACCOUNT TITLE	ACCOUNT NUMBER	AMOUNT
Capital Outlay	10-541-500074	27,500.00

TOTAL \$ 27,500.00

Explanation of transfer request: Use of lapse in salaries to cover the cost of a new P&D Truck

Requested by: _____ Date _____

PRESENTED:
VANCE COUNTY BOARD OF COMMISSIONERS
IN MEETING OF

Reviewed by
Finance Office _____

**VANCE COUNTY
DEPARTMENTAL LINE-ITEM TRANSFER REQUEST
2019-2020 Fiscal Year**

Department Name: Senior Center

Request for Funds to be Transferred From:

ACCOUNT TITLE	ACCOUNT NUMBER	AMOUNT
Purchased Meals	10-615-000055	4,000.00

TOTAL \$ 4,000.00

Explanation of transfer request: Nine new computers for the Senior Center. Old computers are Windows 7 and will not upgrade to Windows 10 with current components.

Request for Funds to be Transferred To:

ACCOUNT TITLE	ACCOUNT NUMBER	AMOUNT
Non-Capital Assets	10-611-000085	4,000.00

TOTAL \$ 4,000.00

Explanation of transfer request: Nine new computers for the Senior Center. Old computers are Windows 7 and will not upgrade to Windows 10 with current components.

Requested by: _____ Date _____

PRESENTED:
VANCE COUNTY BOARD OF COMMISSIONERS
IN MEETING OF

Reviewed by
Finance Office _____

TAX OFFICE REFUND AND RELEASE REPORT FOR DECEMBER 2019

TAXPAYER NAME	TAX YR	REAL	PERSONAL	SOLID WASTE FEE	REASON
HARP HARTWELL R HEIRS	2013	0	34.75	92.82	PERS PROP BILLED
ERIN GRANTLY INVESTMENTS LLC	2014	0	0	105	REMOVE SOLID WAS
ERIN GRANTLY INVESTMENTS LLC	2015	0	0	105	REMOVE SOLID WAS
ERIN GRANTLY INVESTMENTS LLC	2016	0	0	105	REMOVE SOLID WAS
ERIN GRANTLY INVESTMENTS LLC	2017	0	0	105	REMOVE SOLID WAS
ERIN GRANTLY INVESTMENTS LLC	2018	0	0	112	REMOVE SOLID WAS
VANCE COUNTY	2018	155.75	0	0	GOVERNMENT
GRANGER W. B. JR. & WIFE	2019	641.09	0	0	CORRECT VALUE
GRANGER W. B. JR. & WIFE	2019	222.53	0	0	CORRECT VALUE
GRANGER W. B. JR. & WIFE	2019	227.30	0	0	CORRECT VALUE
ABBOTT MILTON R	2019	0	0	112	REMOVE SOLID WAS
DEGROAT MARC J	2019	0	83.02	0	CORRECT SITUS
ERIN GRANTLY INVESTMENTS LLC	2019	0	0	112	REMOVE SOLID WAS
FUQUA LEONARD TERRY JR	2019	0	0	112	REMOVE SOLID WAS
GREY INVESTMENT PROPERTIES LLC	2019	481.89	0	112	CORRECT VALUE
NICKELS DAVID E	2019	440.55	0	0	CORRECT/GRANT EX
TIPPETT JAMES C	2019	0	34.46	0	PERS PROP BILLED
VANCE COUNTY	2019	33.43	0	0	GOVERNMENT
VANCE COUNTY	2019	92.07	0	0	GOVERNMENT
TOTAL		2294.61	152.23		
GRAND TOTAL	2246.84				

HENDERSON-VANCE COUNTY 911

NUMBER OF CALLS REPORT BY COMPLAINT (ALL UNITS)

TOTAL

7,375

TIME PERIOD:12/31/2019 00:00:01 Through 1/28/2020 23:59:59

DEPARTMENT	COMMENT	TOTAL	COUNTY	CITY	STATE	OTHER
AFTON VOLUNTEER FIRE DEPARTMENT	County VFD Dispatch	1	1			
AMERICAN RED CROSS	Other Dispatch	3				3
BEARPOND VOLUNTEER FIRE DEPARTMENT	County VFD Dispatch	48	48			
BERTIE AMUBLANCE SERVICE	City & County Dispatch	0				0
CAROLINA AIR CARE	Other Dispatch	0				0
COKEBURY VOLUNTEER FIRE DEPARTMENT	County VFD Dispatch	23	23			
CSX RAILROAD	Other Dispatch	1				1
DREWRY VOLUNTEER FIRE DEPARTMENT	County VFD Dispatch	17	17			
DUKE LIFE FLIGHT	Other Dispatch	3				3
CENTURYLINK	Other Dispatch	0				0
DUKE ENERGY	Other Dispatch	10				10
EPSOM VOLUNTEER FIRE DEPARTMENT	County VFD Dispatch	14	14			
FRANKLIN COUNTY EMS	Out of County Mutual Aid	2				2
GRANVILLE COUNTY EMS	Out of County Mutual Aid	1				1
HENDERSON FIRE DEPARTMENT	City Dispatch	300		300		
HENDERSON POLICE DEPARTMENT	City Dispatch	3128		3128		
HENDERSON STREET DEPT	City Dispatch	6		6		
HENDERSON WATER DEPARTMENT	City Dispatch	14		14		
HICKSBORO VOLUNTEER FIRE DEPARTMENT	County VFD Dispatch	25	25			
KITRELL VOLUNTEER FIRE DEPARTMENT	County VFD Dispatch	29	29			
NORTH CAROLINA DEPT OF PARKS	State Dispatch	1			1	
NORTH CAROLINA DEPT OF TRANSPORTATION	State Dispatch	8			8	
NORTH CAROLINA DIVISION OF MOTOR VEHICLES	State Dispatch	0			0	
NORTH CAROLINA FORESTRY SERVICE	State Dispatch	5			5	
NORTH CAROLINA MEDICAL EXAMINER	State Dispatch	2			2	
NORTH CAROLINA PROBATION & PAROLE	State Dispatch	0			0	
NORTH CAROLINA STATE HIGHWAY PATROL	State Dispatch	64			64	
NORTH CENTRAL MEDICAL TRANSPORTS	City & County Dispatch	0	0			
NORTH CAROLINA WILDLIFE	State Dispatch	2			2	
PUBLIC SERVICE GAS	Other Dispatch	8				8
RIDGEWAY VOLUNTEER FIRE DEPARTMENT	County VFD Dispatch	0	0			
TOWNSVILLE VOLUNTEER FIRE DEPARTMENT	County VFD Dispatch	26	26			
UNC AIR CARE	Other Dispatch	0				0
VANCE COUNTY AMBULANCE SERVICE (EMS)	City & County Dispatch	654	279	375		
VANCE COUNTY ANIMAL CONTROL	County Dispatch	76	76			
VANCE CO DEPT OF SOCIAL SERVICES	County Dispatch	7	7			
VANCE COUNTY EMERGENCY MANAGEMENT	City & County Dispatch	6	6			
VANCE COUNTY FIRE DEPARTMENT	County Dispatch/FIRE	101	101			
VANCE COUNTY FIRE MARSHALL	County Dispatch/FIRE	0	0			
VANCE COUNTY MAGISTRATE OFFICE	Other Dispatch	1				1
VANCE COUNTY RESCUE SQUAD	County Dispatch	25	25			
VANCE COUNTY SHERIFF DEPARTMENT	County Dispatch	2740	2740			
WAKE ELECTRIC	County Dispatch	0	0			
WARREN COUNTY EMS	Out of County Mutual Aid	0				0
WATKINS VOLUNTEER FIRE DEPARTMENT	County VFD Dispatch	24	24			
	TOTALS	7375	3441	3823	82	29

Signature: 

Prepared by: Vivian E Lassiter, Training Supervisor

Signature: 

Reviewed by: Brian K. Short, Director
1/29/2020

VANCE COUNTY E911
156 CHURCH ST STE 002 HENDERSON , NC 27536

CFS Time Summary By Department Type
12/31/2019 00:00 - 01/28/2020 23:59

Department	Total CFS	Avg Units	Min CFS	Max CFS	Avg CFS	Disp-Enr	Disp-Arr	Total Time
DUKE LIFE FLIGHT	3	1	00:03:55	00:50:42	00:26:43	00:00:00	00:56:52	1:20:10
FRANKLIN COUNTY EMS	2	1	00:05:56	00:47:27	00:26:41	00:01:35	00:37:04	0:53:23
GRANVILLE COUNTY EMS	1	1	00:18:59	00:18:59	00:18:59	00:00:00	00:18:59	0:18:59
Totals:	3	6						

EMS

Department	Total CFS	Avg Units	Min CFS	Max CFS	Avg CFS	Disp-Enr	Disp-Arr	Total Time
VANCE COUNTY EMS	654	2	00:00:03	02:58:13	00:41:00	00:00:55	00:09:52	446:54:06
Totals:	1	654						

FIR

Department	Total CFS	Avg Units	Min CFS	Max CFS	Avg CFS	Disp-Enr	Disp-Arr	Total Time
AFTON ELBERON FIRE DEPARTMENT	1	3	00:25:01	00:25:01	00:25:01	00:08:33	00:15:50	0:25:01
BEARPOND FIRE DEPARTMENT	48	1	00:00:32	03:19:47	00:21:48	00:01:23	00:15:40	17:26:45
COKESBURY FIRE DEPARTMENT	23	2	00:02:48	02:16:24	00:27:46	00:01:29	00:15:53	10:38:53
DREWRY FIRE DEPARTMENT	17	1	00:00:08	01:31:35	00:17:13	00:02:20	00:33:08	4:52:52
EPSOM FIRE DEPARTMENT	14	2	00:03:41	00:47:30	00:16:32	00:01:21	00:12:14	3:51:31
FORESTRY	5	2	00:04:19	00:35:44	00:14:37	00:01:27	00:17:48	1:13:08
HENDERSON FIRE DEPARTMENT	300	2	00:00:06	05:41:52	00:17:44	00:00:46	00:07:35	88:41:42
HICKSBORO FIRE DEPARTMENT	25	2	00:00:11	01:38:44	00:21:29	00:01:46	00:16:09	8:57:11
KITRELL FIRE DEPARTMENT	29	2	00:00:08	02:26:28	00:22:10	00:01:10	00:14:22	10:43:08
TOWNSVILLE FIRE DEPARTMENT	26	2	00:00:04	01:23:07	00:23:06	00:01:01	00:07:23	10:00:50
VANCE COUNTY FIRE DEPARTMENT	101	2	00:00:54	03:19:17	00:25:33	00:00:48	00:08:41	43:00:41
WATKINS FIRE DEPARTMENT	24	2	00:00:21	01:31:31	00:25:54	00:01:28	00:13:05	10:21:49
Totals:	12	613						

OTH

Department	Total CFS	Avg Units	Min CFS	Max CFS	Avg CFS	Disp-Enr	Disp-Arr	Total Time
AMERICAN RED CROSS	3	1	00:36:37	04:41:57	02:30:30	00:00:00	02:30:32	7:31:32
CSX RAILROAD	1	1	00:39:13	00:39:13	00:39:13	00:00:00	00:39:13	0:39:13
DEPARTMENT OF TRANSPORTATION	8	1	00:00:07	01:07:08	00:18:12	00:00:00	00:18:12	2:25:38
DUKE POWER	10	1	00:00:09	02:11:16	01:01:13	00:00:00	01:01:14	10:12:12
HIGHWAY PATROL	64	1	00:00:05	02:31:43	00:34:23	00:00:00	00:36:59	36:41:31

OTH

Department	Total CFS	Avg Units	Min CFS	Max CFS	Avg CFS	Disp-Enr	Disp-Arr	Total Time
KERR LAKE PARK RANGERS	1	1	00:01:07	00:01:07	00:01:07	00:00:00	00:01:07	0:01:07
MAGISTRATE	1	1	00:38:41	00:38:41	00:38:41	00:00:00	00:38:41	0:38:41
MEDICAL EXAMINER	2	1	00:01:45	02:39:54	01:20:49	00:00:00	00:59:34	2:41:39
PUBLIC SERVICE NATURAL GAS	8	1	00:01:39	05:32:32	01:12:53	00:00:00	01:15:17	9:43:11
STREET DEPARTMENT	6	1	00:00:10	05:28:06	00:57:47	00:00:00	00:59:33	5:46:47
VANCE CO EM	6	1	00:00:15	00:01:05	00:00:31	00:00:00	01:12:40	0:03:08
VANCE COUNTY ANIMAL CONTROL	76	1	00:00:04	02:41:23	00:30:53	00:04:56	00:23:50	39:07:48
VANCE COUNTY SOCIAL SERVICES	7	1	00:00:04	05:45:44	00:54:31	00:00:00	01:03:41	6:21:42
WATER DEPARTMENT	14	1	00:00:05	00:55:53	00:10:52	00:00:00	00:10:53	2:32:08
WILDLIFE RESOURCES COMMISSION	2	1	00:00:02	01:26:14	00:43:08	00:00:00	00:50:56	1:26:16
Totals:	15	209						

POL

Department	Total CFS	Avg Units	Min CFS	Max CFS	Avg CFS	Disp-Enr	Disp-Arr	Total Time
HENDERSON POLICE DEPARTMENT	3128	1	00:00:04	08:36:14	00:19:24	00:00:29	00:04:14	1011:30:35
Totals:	1	3128						

RES

Department	Total CFS	Avg Units	Min CFS	Max CFS	Avg CFS	Disp-Enr	Disp-Arr	Total Time
VANCE COUNTY RESCUE SQUAD	25	2	00:04:45	03:16:54	00:39:33	00:02:45	00:17:58	16:29:05
Totals:	1	25						

SHE

Department	Total CFS	Avg Units	Min CFS	Max CFS	Avg CFS	Disp-Enr	Disp-Arr	Total Time
VANCE COUNTY SHERIFF'S OFFICE	2740	1	00:00:01	12:46:40	00:24:54	00:01:16	00:05:55	1137:25:50
Totals:	1	2740						

VANCE COUNTY E911
156 CHURCH ST STE 002 HENDERSON , NC 27536

CFS Time Summary By CallType
12/31/2019 00:00 - 01/28/2020 23:59

CallType	CFS Count	Minimum	Maximum	Average	Total Time	Percentage
	13	0:00:44	0:36:37	0:10:02	2:10:29	0.079
911 HANGUP	104	0:01:25	1:10:42	0:18:41	32:23:15	1.178
ABANDONED VEHICLE	6	0:00:54	0:55:25	0:25:54	2:35:27	0.094
ABDOMINAL PAIN/PROBLEMS	9	0:18:56	1:00:35	0:40:51	6:07:40	0.223
ALARM - RESIDENCE/BUSINESS	262	0:01:19	1:09:19	0:17:53	78:06:27	2.841
ALARM (FIRE RELATED)	31	0:06:05	0:41:19	0:17:46	9:10:50	0.334
ALLERGIES (REACTIONS/ENVENOMATIONS)	2	0:37:33	0:42:00	0:39:46	1:19:33	0.048
ANIMAL BITES/ATTACKS	6	0:03:07	1:10:58	0:29:41	2:58:09	0.108
ANIMAL COMPLAINT	64	0:02:56	2:30:23	0:37:11	39:39:44	1.443
ARMED ROBBERY	1	0:30:46	0:30:46	0:30:46	0:30:46	0.019
ARMED SUSPECT	4	0:09:43	1:18:30	0:34:18	2:17:13	0.083
ASSAULT	27	0:17:23	4:16:52	1:03:44	28:40:56	1.043
ASSAULT/SEXUAL ASSAULT/STUN GUN	3	0:40:27	3:22:04	1:39:08	4:57:25	0.18
ASSIST ANOTHER AGENCY	37	0:02:19	2:10:48	0:35:03	21:36:54	0.786
ASSIST MOTORIST	49	0:02:02	1:52:00	0:21:43	17:44:26	0.645
BACK PAIN(NON-TRAUMATIC/NON- RECENT TRAUMA)	8	0:25:36	1:05:10	0:43:52	5:51:02	0.213
BONDING	1	0:39:20	0:39:20	0:39:20	0:39:20	0.024
BREAKING/ENTERING MOTOR VEHICLE	13	0:14:14	1:13:28	0:36:35	7:55:37	0.288
BREATHING PROBLEMS	96	0:01:40	1:29:54	0:45:54	73:27:41	2.672
BURGLARY	31	0:10:56	2:53:11	0:59:09	30:33:59	1.112
BURNS (SCALDS)/EXPLOSION(BLAST)	1	0:23:09	0:23:09	0:23:09	0:23:09	0.014
CARBON MONOXIDE/INHALATION/HAZMAT/CB RN	1	1:05:53	1:05:53	1:05:53	1:05:53	0.04
CARDIAC/RESPIRATORY ARREST/DEATH	14	0:07:05	4:03:43	1:19:58	18:39:38	0.679
CARELESS/WRECKLESS DRIVER	45	0:01:23	1:39:08	0:18:31	13:53:20	0.505
CHASE	2	0:47:35	4:21:39	2:34:37	5:09:14	0.187
CHEST PAINS/CHEST DISCOMFORT (NON-TRAUMATIC)	57	0:03:47	1:50:44	0:46:06	43:48:26	1.593
CHILD ABUSE	1	0:25:43	0:25:43	0:25:43	0:25:43	0.016

CallType	CFS Count	Minimum	Maximum	Average	Total Time	Percentage
CHOKING	2	0:14:26	0:52:46	0:33:36	1:07:12	0.041
CITIZENS ASSIST/SERVICE CALL	29	0:02:24	0:53:32	0:21:38	10:27:33	0.38
CIVIL DISTURBANCE	34	0:00:12	1:50:40	0:26:51	15:13:11	0.554
COMMUNICATING THREATS/HARASSMENT	37	0:12:02	2:41:04	0:38:15	23:35:44	0.858
CONTROL BURN	4	0:00:41	0:05:34	0:02:48	0:11:12	0.007
CONVULSIONS/SEIZURES	29	0:17:22	1:20:00	0:43:43	21:07:47	0.769
DIABETIC PROBLEMS	8	0:22:30	0:39:35	0:30:09	4:01:16	0.146
DIRECT TRAFFIC	4	0:15:39	0:27:03	0:20:05	1:20:20	0.049
DISORDERLY SUBJECT	71	0:02:56	2:35:23	0:29:50	35:18:54	1.284
DOMESTIC PROBLEMS	69	0:04:32	3:00:53	0:40:26	46:30:38	1.692
DOMESTIC PROBLEMS W/ WEAPONS	7	0:20:34	1:48:36	0:49:42	5:47:57	0.211
DOMESTIC VIOLENCE ORDER	42	0:00:53	0:38:30	0:08:07	5:41:10	0.207
DRUG/ALCOHOL COMPLAINT	27	0:01:14	9:23:26	0:56:07	25:15:18	0.919
DRUNK DRIVER	5	0:02:20	0:33:56	0:12:47	1:03:56	0.039
ELECTRICAL HAZARD	6	0:17:58	1:41:45	0:37:25	3:44:34	0.136
EMERGENCY TRANSPORT	5	1:01:50	2:26:41	1:50:00	9:10:00	0.333
ESCORT	213	0:00:16	10:13:43	0:42:59	152:37:54	5.551
EVICTON	27	0:04:06	0:35:16	0:12:26	5:35:51	0.204
EXPLOSION	1	0:02:53	0:02:53	0:02:53	0:02:53	0.002
EXTRICATION/ENTRAPPED	1	0:20:43	0:20:43	0:20:43	0:20:43	0.013
FALLS	46	0:03:49	1:15:10	0:42:20	32:27:34	1.181
FD TONE TEST	33	0:00:37	0:05:00	0:02:10	1:11:54	0.044
FIGHT	13	0:03:58	2:10:01	0:24:38	5:20:25	0.194
FIRE CALL PROQA LAUNCH	5	0:01:28	0:27:57	0:10:39	0:53:19	0.032
FRAUD/IDENTITY THEFT	18	0:07:45	1:15:05	0:31:35	9:28:38	0.345
FUEL SPILL/FUEL ODOR	1	1:22:29	1:22:29	1:22:29	1:22:29	0.05
GAS LEAK/GAS ODOR	5	0:23:06	5:44:49	1:35:43	7:58:36	0.29
HEADACHE	6	0:24:33	0:49:33	0:32:35	3:15:32	0.119
HEART PROBLEMS/AICD	10	0:27:56	1:12:17	0:48:33	8:05:37	0.294
HEMORRHAGE/LACERATIONS	27	0:14:34	2:03:22	0:42:17	19:01:53	0.692
HOME INVASION	2	0:12:35	1:06:45	0:39:40	1:19:20	0.048
ILLEGAL DUMPING	5	0:27:56	1:23:39	0:52:07	4:20:38	0.158
IMPROPERLY PARKED VEHICLE	13	0:03:49	0:46:14	0:19:50	4:17:53	0.156

CallType	CFS Count	Minimum	Maximum	Average	Total Time	Percentage
INSPECTION	5	0:03:00	1:03:03	0:30:59	2:34:59	0.094
INTOXICATED PERSON	8	0:09:41	1:46:38	0:39:53	5:19:09	0.193
INVESTIGATION	548	0:00:25	11:02:51	0:31:23	286:39:03	10.426
JUVENILE COMPLAINT	48	0:04:27	2:03:51	0:33:51	27:04:52	0.985
LARCENY	62	0:00:52	2:17:40	0:35:38	36:49:33	1.339
LOST PROPERTY	6	0:13:47	0:55:03	0:29:47	2:58:44	0.108
LOUD MUSIC	38	0:02:19	2:14:16	0:27:38	17:30:26	0.637
MEDICAL CALL PROQA LAUNCH	25	0:00:49	2:02:36	0:33:17	13:52:15	0.504
MENTAL SUBJECT	103	0:01:12	12:49:23	2:08:57	221:23:25	8.052
MISSING PERSON	18	0:06:00	3:58:18	1:20:21	24:06:33	0.877
MOTOR VEHICLE COLLISION - PD	134	0:00:51	2:18:13	0:41:20	92:20:15	3.358
MOTOR VEHICLE COLLISION - PI	5	0:03:22	2:13:37	1:11:40	5:58:20	0.217
MUTUAL AID / ASSIST OUTSIDE AGENCY	1	0:46:30	0:46:30	0:46:30	0:46:30	0.028
MVC	32	0:03:03	5:09:58	1:01:19	32:42:32	1.19
ODOR (STRANGE / UNKNOWN)	1	0:23:16	0:23:16	0:23:16	0:23:16	0.014
OPEN DOOR	7	0:05:50	0:24:33	0:15:07	1:45:51	0.064
OUTSIDE FIRE	10	0:05:55	1:26:17	0:29:31	4:55:16	0.179
OVERDOSE / POISONING	13	0:19:18	3:25:28	0:52:17	11:19:52	0.412
PREGNANCY / CHILDBIRTH / MISCARRIAGE	7	0:26:13	0:57:29	0:36:46	4:17:22	0.156
PREPLAN	1	0:08:04	0:08:04	0:08:04	0:08:04	0.005
PROPERTY CHECK	1670	0:00:09	2:42:45	0:08:59	250:28:01	9.11
PROPERTY DAMAGE	51	0:00:27	2:09:51	0:30:53	26:15:14	0.955
PSYCHIATRIC / ABNORMAL BEHAVIOR / SUICIDE ATTEMPT	2	0:36:00	1:00:12	0:48:06	1:36:12	0.058
RECOVERED / FOUND PROPERTY	11	0:00:25	2:04:10	0:47:16	8:39:56	0.315
REPO	21	0:00:53	0:04:46	0:02:13	0:46:40	0.028
ROBBERY	1	0:17:58	0:17:58	0:17:58	0:17:58	0.011
SHOPLIFTER	9	0:01:36	2:32:08	0:45:40	6:51:08	0.249
SHOTS FIRED	69	0:01:26	2:20:11	0:27:29	31:37:28	1.15
SICK PERSON	137	0:02:38	1:38:17	0:44:23	101:20:59	3.686
SMOKE INVESTIGATION (OUTSIDE)	2	0:15:06	0:17:19	0:16:12	0:32:25	0.02
SPECIAL ASSIGNMENT	3	0:18:39	4:43:38	1:53:56	5:41:48	0.207
STAB / GUNSHOT / PENETRATING TRAUMA	11	0:13:10	8:36:36	1:55:17	21:08:17	0.769
STOLEN VEHICLE	16	0:05:58	8:27:24	1:59:15	31:48:09	1.157

CallType	CFS Count	Minimum	Maximum	Average	Total Time	Percentage
STROKE / TIA	12	0:01:46	1:36:19	0:59:37	11:55:32	0.434
STRUCTURE FIRE	11	0:03:14	3:21:53	1:17:36	14:13:40	0.517
SUBPOENA	52	0:00:14	1:37:46	0:14:49	12:51:03	0.467
SUMMONS	489	0:00:15	0:31:52	0:05:06	41:39:11	1.515
SURRENDER	13	0:00:35	1:21:03	0:39:00	8:27:01	0.307
SUSPICIOUS PACKAGE / EXPLOSIVES	1	0:13:05	0:13:05	0:13:05	0:13:05	0.008
SUSPICIOUS SUBJECT	76	0:03:09	1:40:40	0:25:41	32:32:37	1.184
SUSPICIOUS VEHICLE	74	0:00:56	5:45:01	0:23:41	29:12:51	1.063
TEST	12	0:00:26	0:04:59	0:02:08	0:25:46	0.016
TRAFFIC STOP	444	0:00:27	4:22:55	0:16:34	122:41:49	4.463
TRANSPORT	1	1:59:16	1:59:16	1:59:16	1:59:16	0.072
TRAUMATIC INJURY/INJURIES	7	0:27:24	0:58:43	0:39:36	4:37:18	0.168
TREE DOWN	5	0:02:50	0:28:42	0:18:04	1:30:20	0.055
TRESPASSING / LOITERING	97	0:02:11	3:09:10	0:33:41	54:27:41	1.981
UNAUTHORIZED USE OF A VEHICLE	8	0:03:03	1:50:36	0:45:53	6:07:10	0.223
UNCONCIOUS / FAINTING (NEAR)	32	0:16:21	1:35:02	0:52:04	27:46:29	1.01
UNKNOWN PROBLEM (PERSON) DOWN	17	0:04:10	2:27:20	0:35:01	9:55:19	0.361
VEHICLE FIRE	4	0:09:06	0:58:01	0:28:07	1:52:28	0.068
WARRANT SERVICE	511	0:00:07	6:58:20	0:19:22	165:01:54	6.002
WATER RELATED PROBLEM	12	0:03:04	0:59:04	0:11:26	2:17:14	0.083
WATER RESCUE/SINKING VEHICLE/VEHICLE IN FLOODWATER	1	0:02:21	0:02:21	0:02:21	0:02:21	0.001
WRIT OF POSSESSION	6	0:00:22	0:02:24	0:01:05	0:06:31	0.004
Totals:	6653			39:10	2749:27:15	100

ADMINISTRATIVE AMBULANCE CHARGE-OFFS

FOR INFORMATION ONLY

JANUARY 2020

<u>NAME</u>	<u>DATE OF SERVICE</u>	<u>AMOUNT</u>	<u>REASON</u>
Michael Adcock	12/03/2009	86.66	Uncollectible-Statute of limitation beyond 10 yrs
Tyrell D. Alston	12/11/2009	113.74	Uncollectible-Statute of limitation beyond 10 yrs
Tony Ashe	12/29/2009	73.80	Uncollectible-Statute of limitation beyond 10 yrs
Elvis A. Ayscue	12/22/2009	65.62	Uncollectible-Statute of limitation beyond 10 yrs
Flora Benitez	12/16/2009	150.00	Uncollectible-Statute of limitation beyond 10 yrs
Craig A. Brown	12/05/2009	412.46	Uncollectible-Statute of limitation beyond 10 yrs
Katie L. Brown	12/15/2009	483.87	Uncollectible-Statute of limitation beyond 10 yrs
Wynder R. Brownson	12/19/2009	42.43	Uncollectible-Statute of limitation beyond 10 yrs
Eddie Bullock	12/30/2009	986.48	Uncollectible-Statute of limitation beyond 10 yrs
Mary H. Bullock	12/22/2009	150.00	Uncollectible-Statute of limitation beyond 10 yrs
Pamela C. Bullock	12/31/2009	433.28	Uncollectible-Statute of limitation beyond 10 yr
Marcus C. Burt	12/09/2009	75.00	Uncollectible-Statute of limitation beyond 10 yrs
Brandon D. Carlon	12/01/2009	491.64	Uncollectible-Statute of limitation beyond 10 yrs
Kenneth J. Carpunky	12/05/2009	86.29	Uncollectible-Statute of limitation beyond 10 yrs
William E. Champion	12/14/2009	150.00	Uncollectible-Statute of limitation beyond 10 yrs
Waverly Cheatham	12/02/2009	75.00	Uncollectible-Statute of limitation beyond 10 yrs
Alycia D. Coghill	12/24/2009	40.03	Uncollectible-Statute of limitation beyond 10 yrs
Antonio Cook	12/13/2009	637.38	Uncollectible-Statute of limitation beyond 10 yrs
Perry Davis	12/25/2009	150.00	Uncollectible-Statute of limitation beyond 10 yrs
Joseph A. Degard	12/17/2009	84.54	Uncollectible-Statute of limitation beyond 10 yrs
Russell S. Dillard	12/28/2009	443.69	Uncollectible-Statute of limitation beyond 10 yrs
Julia Dominguez	12/06/2009	585.33	Uncollectible-Statute of limitation beyond 10 yrs
Carolyn Doss	12/23/2009	150.00	Uncollectible-Statute of limitation beyond 10 yrs

Junious Edwards	12/12/2009	150.00	Uncollectible-Statute of limitation beyond 10 yrs
Phillip A. Edwards	12/26/2009	150.00	Uncollectible-Statute of limitation beyond 10 yrs
Clayton E. Evans	12/01/2009 & 12/03/2009	531.23	Uncollectible-Statute of limitation beyond 10 yrs
Gilbert W. Francis	12/05/2009	391.64	Uncollectible-Statute of limitation beyond 10 yrs
Elissa C. Free	12/20/2009	150.00	Uncollectible-Statute of limitation beyond 10 yrs
William F. Fulcher	12/19/2009	150.00	Uncollectible-Statute of limitation beyond 10 yrs
Charlie Gear	12/21/2009 & 12/26/2009	952.05	Uncollectible-Statute of limitation beyond 10 yrs
Ernest L. Glasscock	12/23/2009	150.00	Uncollectible-Statute of limitation beyond 10 yrs
Cherita Hargrove	12/19/2009	360.41	Uncollectible-Statute of limitation beyond 10 yrs
Sharonatte Hargrove	12/07/2009	454.10	Uncollectible-Statute of limitation beyond 10 yrs
Brenda L. Harris	12/22/2009	75.00	Uncollectible-Statute of limitation beyond 10 yrs
Charles W. Harris	12/22/2009	150.00	Uncollectible-Statute of limitation beyond 10 yrs
Sallie B. Harris	12/24/2009	150.00	Uncollectible-Statute of limitation beyond 10 yrs
Tasha W. Henderson	12/14/2009	75.00	Uncollectible-Statute of limitation beyond 10 yrs
Avis C. Hendricks	12/25/2009	150.00	Uncollectible-Statute of limitation beyond 10 yrs
Charles Hicks	12/10/2009 & 12/27/2009	300.00	Uncollectible-Statute of limitation beyond 10
Kenya Hicks	12/20/2009	75.00	Uncollectible-Statute of limitation beyond 10 yrs
Stephen A. Hoyle	12/24/2009	495.74	Uncollectible-Statute of limitation beyond 10 yrs
Vivian James	12/13/2009	402.05	Uncollectible-Statute of limitation beyond 10 yrs
Margie Jernigan	12/21/2009	2.72	Uncollectible-Statute of limitation beyond 10 yrs
Melissa J. Johnson	12/21/2009	75.00	Uncollectible-Statute of limitation beyond 10 yrs
Sandra L. Johnson	12/17/2009	348.28	Uncollectible-Statute of limitation beyond 10 yrs
Joseph W. Jones, Jr.	12/13/2009	106.42	Uncollectible-Statute of limitation beyond 10 yrs
Sharon Y. Jones	12/16/2009	75.00	Uncollectible-Statute of limitation beyond 10 yrs
Donald R. Kennedy	12/11/2009	367.74	Uncollectible-Statute of limitation beyond 10 yrs
Demetrius D. Lewis	12/23/2009	422.13	Uncollectible-Statute of limitation beyond 10 yrs
Rodney D. Livengood	12/15/2009	71.84	Uncollectible-Statute of limitation beyond 10 yrs
Abraham C. Martinez	12/28/2009	443.69	Uncollectible-Statute of limitation beyond 10 yrs
Luis Martinez	12/18/2009	402.05	Uncollectible-Statute of limitation beyond 10 yrs

George A. McLean	12/20/2009	464.51	Uncollectible-Statute of limitation beyond 10 yrs
Deborah C. McNeil	12/07/2009	19.00	Uncollectible-Statute of limitation beyond 10 yrs
Rico Melvin	12/10/2009	75.00	Uncollectible-Statute of limitation beyond 10 yrs
Leroy J. Mitchell	12/25/2009	464.51	Uncollectible-Statute of limitation beyond 10 yrs
Willie Mitchell	12/01/2009 & 12/02/2009	847.87	Uncollectible-Statute of limitation beyond 10 yrs
Vincent K. Morrison	12/31/2009	502.05	Uncollectible-Statute of limitation beyond 10 yrs
Willie Moss	12/13/2009	342.28	Uncollectible-Statute of limitation beyond 10 yrs
Julia E. Neal	12/08/2009	141.64	Uncollectible-Statute of limitation beyond 10 yrs
Dustin L. Overby	12/08/2009	75.00	Uncollectible-Statute of limitation beyond 10 yrs
Zortero C. Palacios	12/20/2009	543.69	Uncollectible-Statute of limitation beyond 10 yrs
Otis Peace	12/20/2009 & 12/28/2009	99.63	Uncollectible-Statute of limitation beyond 10 yrs
Brandon Perry	12/13/2009	537.38	Uncollectible-Statute of limitation beyond 10 yrs
Velma Rainey	12/06/2009	391.64	Uncollectible-Statute of limitation beyond 10 yrs
Heidy Reyes	12/01/2009	443.69	Uncollectible-Statute of limitation beyond 10 yrs
Ladis Reyes-Perez	12/25/2009	433.28	Uncollectible-Statute of limitation beyond 10 yrs
Rebecca N. Roberson	12/16/2009	150.00	Uncollectible-Statute of limitation beyond 10 yrs
Jessica P. Satterfield	12/20/2009	402.05	Uncollectible-Statute of limitation beyond 10 yrs
Fay E. Sheppard	12/26/2009	67.55	Uncollectible-Statute of limitation beyond 10 yrs
Joe L. Silver	12/28/2009	391.64	Uncollectible-Statute of limitation beyond 10 yrs
Clarence Small	12/18/2009	402.05	Uncollectible-Statute of limitation beyond 10 yrs
Teresa B. Smith	12/14/2009	75.00	Uncollectible-Statute of limitation beyond 10 yrs
Larue M. Southerland	12/01/2009	762.46	Uncollectible-Statute of limitation beyond 10 yrs
Georzetta Speed	12/17/2009	75.00	Uncollectible-Statute of limitation beyond 10 yrs
Casey L. Tallent	12/24/2009	381.23	Uncollectible-Statute of limitation beyond 10 yrs
Steven G. Talley	12/02/2009	75.00	Uncollectible-Statute of limitation beyond 10 yrs
Larry D. Taylor	12/09/2009	443.69	Uncollectible-Statute of limitation beyond 10 yrs
Cameron A. Terry	12/01/2009	150.00	Uncollectible-Statute of limitation beyond 10 yrs
Jessica Terry	12/14/2009	402.05	Uncollectible-Statute of limitation beyond 10 yrs
Darry Thomas	12/09/2009 & 12/10/2009	1347.63	Uncollectible-Statute of limitation beyond 10 yrs

Katherine M. Thomas	12/06/2009	391.64	Uncollectible-Statute of limitation beyond 10 yrs
Jeffery O. Tillman	12/28/2009	150.00	Uncollectible-Statute of limitation beyond 10 yrs
Annie S. Towler	12/18/2009	111.07	Uncollectible-Statute of limitation beyond 10 yrs
Jessie Towler	12/18/2009	470.82	Uncollectible-Statute of limitation beyond 10 yrs
Donnie R. Travis	12/08/2009	454.10	Uncollectible-Statute of limitation beyond 10 yrs
Deborah Turner	12/29/2009	150.00	Uncollectible-Statute of limitation beyond 10 yrs
Mary L. Velez	12/22/2009	150.00	Uncollectible-Statute of limitation beyond 10 yrs
Louvenia M. Vereen	12/03/2009	150.00	Uncollectible-Statute of limitation beyond 10 yrs
Michael T. Walker	12/13/2009	454.10	Uncollectible-Statute of limitation beyond 10 yrs
Willie L. Waverly	12/26/2009 & 12/27/2009	552.05	Uncollectible-Statute of limitation beyond 10 yrs
Robert D. West	12/22/2009	190.28	Uncollectible-Statute of limitation beyond 10 yrs
William West	12/30/2009	41.49	Uncollectible-Statute of limitation beyond 10 yrs
Kelvin S. Wiggins	12/27/2009	150.00	Uncollectible-Statute of limitation beyond 10 yrs
Antwan Wilkins	12/09/2009	391.64	Uncollectible-Statute of limitation beyond 10 yrs
Andrew Williams	12/21/2009	150.00	Uncollectible-Statute of limitation beyond 10 yrs
Michael A. Williams	12/19/2009	412.46	Uncollectible-Statute of limitation beyond 10 yrs
Ricky R. Williams	12/29/2009	422.87	Uncollectible-Statute of limitation beyond 10 yrs
Robert K. Williams	12/18/2009	485.33	Uncollectible-Statute of limitation beyond 10 yrs
Tim Williams	12/31/2009	75.00	Uncollectible-Statute of limitation beyond 10 yrs
Tracy C. Williams	12/09/2009	117.41	Uncollectible-Statute of limitation beyond 10 yrs
Mark Williamson	12/04/2009	75.00	Uncollectible-Statute of limitation beyond 10 yrs
Tyrone Yancey	12/21/2009	402.05	Uncollectible-Statute of limitation beyond 10 yrs

TOTAL \$ 30,048.16

Objectives	Outcomes
<p>1. Producers will increase sales of food locally to more agriculturally aware consumers through market development, producer and consumer education, and new farmer and infrastructure support.</p>	<ul style="list-style-type: none"> ● Kerr-Tar Beekeepers met on December 9,2019 with 12 members attending. The educational program was Honey in the Bible presented by David Vallega.
<p>2. Agricultural producers, workers, food handlers and consumers will adopt safer food and agricultural production, handling, and distribution practices that reduce workplace and home injuries/illnesses, enhance food security, and increase the quality and safety of food that North Carolinians prepare and consumers.</p>	<ul style="list-style-type: none"> ● A regional workshop on Chainsaw Safety was held on November 15th at the Granville Expo. Approximately 25 woodland owners from Vance and Granville Counties received expert instruction on how to safely operate a chainsaw. ● High Tunnel Crop Production workshop was conducted with six small farmers attending. Post workshop evaluations stated all 6 farmers had increased their knowledge of high tunnel crop production. The farmers also stated they would adopt High Tunnel crop production practices taught by Cooperative Extension during the workshop.
<p>3. Individuals and groups will acquire leadership and decision making capacities needed to guide and actively participate in local and state organizations.</p>	<ul style="list-style-type: none"> ● The Young Sprouts Garden Club hosted a business meeting in which they learned parliamentary procedure to make decisions in a business setting.
<p>4. Youth and adults will address community issues and/ or challenges through volunteerism.</p>	<ul style="list-style-type: none"> ● Vance County High School students came to volunteer at the Vance County Food Giveaway. Students assisted in feeding over 500 families.
<p>5. North Carolina's plant, animal and food systems will become more profitable and sustainable.</p>	<ul style="list-style-type: none"> ● Vance County Cooperative Extension celebrated Farm City Week on November 22nd, where approximately 80 people came out to recognize the contributions of agriculture and celebrate our farming community.
<p>6. Parents and caregivers will effectively use recommended parenting, self-care practices, and community resources.</p>	<ul style="list-style-type: none"> ● Incredible Years is off to an incredible start. We just started our second session on November 7th and both classes are full. We have eight parents in

	<p>the first and 11 in the 2nd. We've created a Facebook page and are actively creating new community partnerships.</p>
<p>7. Futures that Work: School to Career Pathways</p>	<ul style="list-style-type: none"> • Young Sprouts Garden Club created a business the "Aycock Herbs" created business cards, discussed budget and prices, grew herbs in customized pots to market and sell at the farmers market. Once at the market the kids learned to count and manage money, customer service skills and got to experience the hustle and bustle of the market. This prepares them for ventures into sales and entrepreneurship in the future!
<p>8. Youth and adult program participants will make healthy food choices, achieve the recommended amount of physical activity and reduce risk factors for chronic diseases</p>	<p>EFNEP is hosting Adult classes at the office for Community Workforce Solutions teaching them healthy meal alternatives and the importance of a daily routine of physical activities. EFNEP has also paired with the Incredible Years program teaching how to prepare healthy meals. The Incredible Years adults should graduate from the program this month.</p> <p>The boys and girls club participated in Acres of Adventure with 4-H during afterschool programs. They learned where food comes from and how to turn it into healthy meals and grow things at home.</p>
<p>9. Consumers and communities will enhance the value of plants, animals, and landscapes while conserving valuable natural resources and protecting the environment.</p>	<ul style="list-style-type: none"> • The training class for new Master Gardener volunteers concluded on November 5th, with eleven people completing the program. They will now join our group as interns, contributing service in our various educational projects over the coming year. They also continued to make improvements to the Memorial Garden at the Vance County Regional Farmers Market.
<p>10. Community Outreach</p>	<ul style="list-style-type: none"> • EFNEP is reaching out to charter schools in the community to offer Health and Nutrition and Physical Activity classes while students are tracked out.

Objectives	Outcomes
<p>1. Producers will increase sales of food locally to more agriculturally aware consumers through market development, producer and consumer education, and new farmer and infrastructure support.</p>	<ul style="list-style-type: none"> • High Tunnel Crop Production workshop was conducted with 6 small farmers. These six farmers stated on post evaluations that their knowledge of new specialty crops that could be grown in high tunnels had increased from attending this workshop. They also stated they would adopt Cooperative Extension recommendations taught in the workshop during 2020.
<p>2. Agricultural producers, workers, food handlers and consumers will adopt safer food and agricultural production, handling, and distribution practices that reduce workplace and home injuries/illnesses, enhance food security, and increase the quality and safety of food that North Carolinians prepare and consumers.</p>	<ul style="list-style-type: none"> • Kerr-Tar Beekeepers held their January meeting with 10 members present. The educational program was on importance of local queens.
<p>3. Individuals and groups will acquire leadership and decision making capacities needed to guide and actively participate in local and state organizations.</p>	<ul style="list-style-type: none"> • Turner Pride will be continuing the Vance County Teen Council next month.
<p>4. Youth and adults will address community issues and/ or challenges through volunteerism.</p>	<ul style="list-style-type: none"> • The Vance County Food Giveaway had another successful month at the Vance County Regional Farmer’s Market. We were able to feed over 500 families with food provided by the Eastern Food Bank of NC.
<p>5. North Carolina's plant, animal and food systems will become more profitable and sustainable.</p>	<ul style="list-style-type: none"> • Over 150 tobacco growers from Vance and surrounding counties attended the annual Good Agricultural Practices meeting on January 16th in Oxford. The farmers received important updates on pest management, safety practices, fertility management and more. This event provides them with essential Continuing Education Credits, as well as updates on NCSU research designed to help them increase yields, cut costs, protect the environment and maintain a safe work environment.

<p>6. Parents and caregivers will effectively use recommended parenting, self-care practices, and community resources.</p>	<ul style="list-style-type: none"> ● Session 1 ended with 8 participants receiving their certificates of completion. Session 2 is roughly at the halfway mark with 11 participants.
<p>7. Futures that Work: School to Career Pathways</p>	<ul style="list-style-type: none"> ● Turner Pride, Vance CED, is in the process of working with Vance County Schools and the Chamber of Commerce as the Education Chair. The purpose is to provide programming that works on the issue of trainable employees. Plans to work directly with 4-H to achieve this goal is in the works.
<p>8. Youth and adult program participants will make healthy food choices, achieve the recommended amount of physical activity and reduce risk factors for chronic diseases</p>	<ul style="list-style-type: none"> ● Community Workforce Solutions will resume classes this month with 21 students.
<p>9. Consumers and communities will enhance the value of plants, animals, and landscapes while conserving valuable natural resources and protecting the environment.</p>	<ul style="list-style-type: none"> ● Cooperative Extension in Vance County conducts a comprehensive program to educate residents about lawn and garden management practices that protect the environment, enhance property values, reduce costs and keep families safe. Our efforts are enhanced by the work of the Master Gardener volunteers, which now includes 11 new members that just completed an intensive training program. Efforts include newsletters, radio programs, educational gardens, direct consultations, and more.
<p>10. Community Outreach</p>	<ul style="list-style-type: none"> ● EFNEP sent out flyers to begin Trackout Success Camp and Faithful Families in Vance County.

**Vance County Emergency Medical Service
01/01/2020- 01/29/20 Call Breakdown**

EMS Calls Totals By Station

Company 9 (Main)	559
Company 1 (Bearpond FD)	67
Jan-20	626

EMS Calls By Medical Category

Abdominal Pain	15
Allergies	3
Altered Mental Status	19
Animal Bite	0
Assault	5
Back Pain	14
Breathing Problems	62
Burns	1
CO Poisoning / Hazmat	1
Cardiac Arrest	14
Chest Pain	43
Choking	1
Code Stroke	4
Convulsions / Seizure	20
Diabetic Problem	9
Drowning	0
Electrocution	0
Eye Problem	0
Fall Victim	0
Fire Standby	13
Headache	4
Heart Problems	6
Heat/Cold Exposure	0
Hemorrhage/Laceration	18
Industrial Accident	0
Ingestion/Poisoning/Overdose	14
Medical Alarm	3
Newborn	1
Not Applicable	48
Not Available	0
Not Entered	0
Not Known	0
Pain	43
Pregnancy / Childbirth	5
Psychiatric Problems	11
Respiratory Arrest	1
STEMI	4
Sick Person	161
Dialysis Shunt Issue	1

EMS Calls By Medical Category (cont.)

Stab/Gunshot Wound	2
Standby	0
Stroke/CVA	5
Traffic Accident	0
Transfer / Interfacility	0
Trauma, Arrest	0
Traumatic Injury	43
Unconscious / Fainting	19
Unknown Problems	13
Jan-20	626

EMS Calls By Outcome

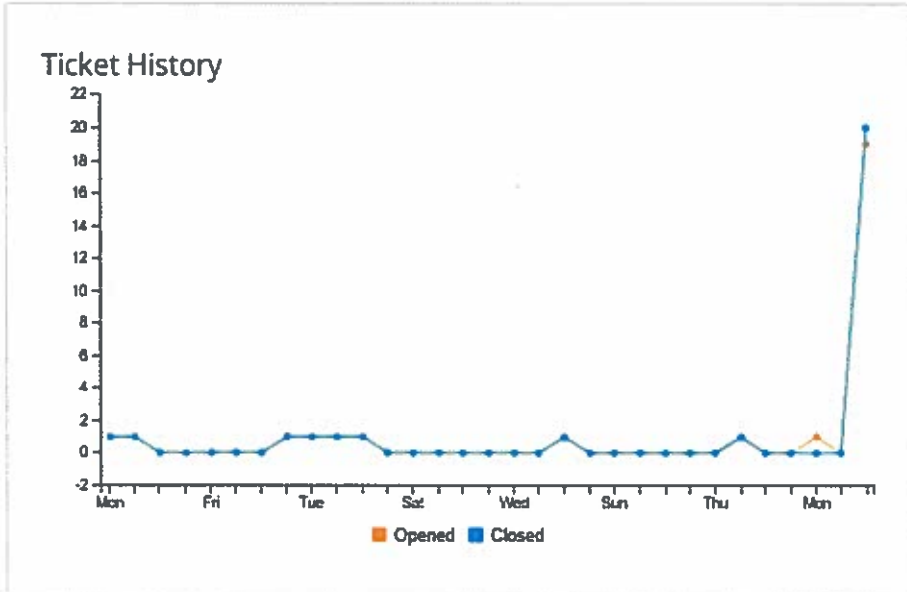
ALS Assist	0
Cancelled	0
Cancelled Enroute	19
Dead at Scene	3
Fire Standby	13
No Patient Found	36
Interfacility Transport	1
Patient Refused Care	52
Standby	0
Mutual Aid Given	1
Treated, Refused transport	38
Treated, Transferred Care	4
Treated, Transported by EMS	459
Jan-20	626

Mileage Report

Unit	Mileage
102	144,008
103	129,204
104	60,372
105	107,893
107	44,645
108	90,622
109	77,086
110	153,141
112	135,597
114	92,799
1101	14,964

*** This report is three (3) days short***

<p>28 <small>-18</small></p> <p>New Tickets</p>	<p>4 <small>+4</small></p> <p>Your Tickets</p>	<p>0</p> <p>Open Tickets</p>	<p>0</p> <p>Unassigned Tickets</p>
--	---	-------------------------------------	---

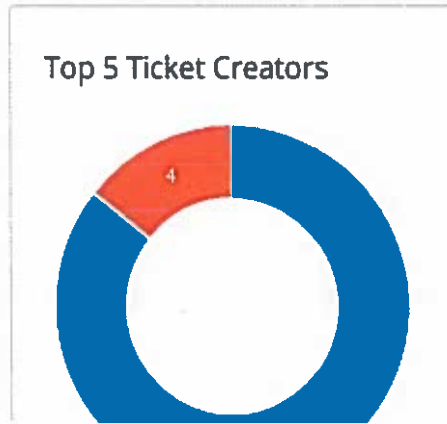
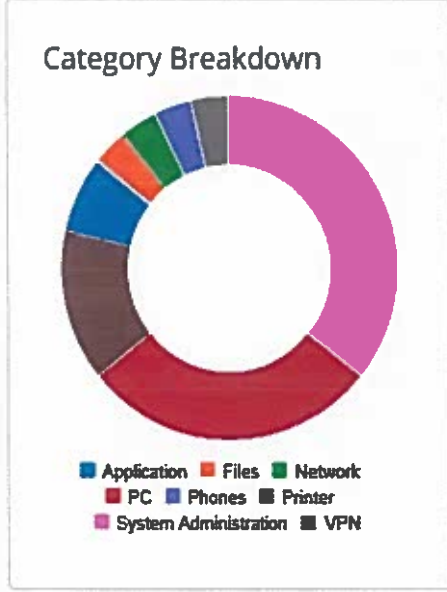
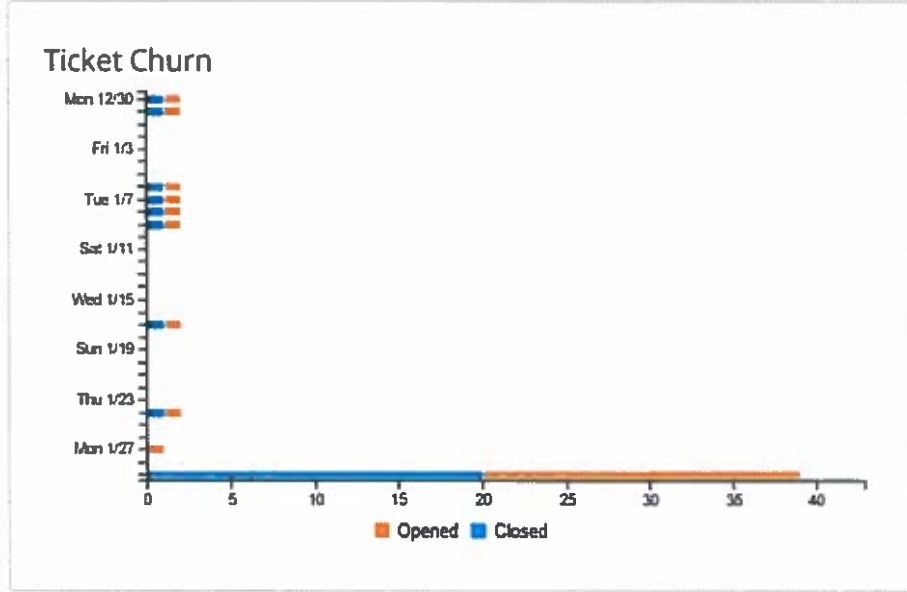


First Response Time
Average

1 hour 43 minutes

Ticket Close Time
Average

1 hour 43 minutes



**VANCE COUNTY PLANNING & DEVELOPMENT
ACTIVITY SUMMARY REPORT
December 26, 2019 - January 25, 2020**

GENERAL ACTIVITY			
Type of Activity	Total Records	Fees	Value
Enforcement Cases	5	N/A	N/A
Miscellaneous Fees	6	\$359	N/A
Planning Fees	6	\$585	N/A
Zoning Permits	18	\$555	N/A
Board of Adjustment			N/A
Planning Board / Rezoning	1	N/A	N/A
Mechanical	12	\$940	\$108,016
Electrical	21	\$1,255	\$37,465
Plumbing	7	\$370	\$19,417
Water Taps			
** Building **	49	\$9,580	\$1,893,918
TOTAL ALL ACTIVITY	125	\$13,644	\$2,058,816

* ZONING PERMITS BREAKDOWN *		
Residential Zoning Permits	Total	Fees
Single Family Dwellings	1	\$60
Multi-Family Dwellings		
Residential Additions		
Commercial		
Miscellaneous	2	\$120
Sign		
Cell Tower		
Perk Test Authorizations	15	\$375
Dev Permit (Kittrell)		
TOTAL ZONING PERMITS	18	\$555

** BUILDING PERMITS BREAKDOWN **			
Residential Building Permits	Total	Fees	Value
(SFR) Single Family Residential			
(MOD) Modular			
(SWMH) Single Wide Mobile Home	2	\$475	\$68,478
(DWMH) Double Wide Mobile Home			
(TWMH) Triple Wide Mobile Home			
(ADD) Addition	2	\$320	\$15,800
(ACC) Accessory	2	\$330	\$52,000
Remodel	15	\$3,275	\$438,250
Shingles	5	\$390	\$16,600
(Demo) Demolition	2	\$110	\$5,400
Total Residential	28	\$4,900	\$596,528

Commercial Building Permits			
Commercial Building Permits	Total	Fees	Value
(CN) Commercial - New			
(CA) Commercial - Addition	1	\$55	\$3,990
(CU) Commercial - Upfit	5	\$3,690	\$1,293,400
(OC) Occupancy Change			
(FS) Fire/Safety	15	\$935	N/A
Total Commercial	21	\$4,680	\$1,297,390

Misc (Residential & Commercial)			
TOTAL BUILDING PERMITS	49	\$9,580	\$1,893,918

Prepared by: 01/27/2020	<i>Madealley</i>
Approved by: 01/27/2020	<i>Jerry W. Moss</i>

Vance County Planning & Development's
Planning Activity
 12/26/19 to 01/25/20

Short ID	Project Description	Project Start Date	Short Address	Owner Name	Total Fees
EXPT	0429 01008 Greater than 10 acre exception - Horseshoe Bend Rd	01/22/2020	Horseshoe Bend Rd.	Erik or Caroline Nystrom	\$0.00
EXPT	0608802002- Recombination, Franklin Rd.	01/09/2020	Franklon Ln.	Thomas Stancil	\$30.00
EXPT	0453 04002 Recombination Bear Pond Rd.	01/13/2020	Bearpond Rd.	Charles Allen	\$30.00
Plan - Plat (Exempt)					
Total Fees		\$60.00			
REZON	0586 01010 - Case number RZ20200109-1. 120 acres from AR to GC1. Bullocksville Park Rd.	12/31/2019	Bullocksville Park Rd.	Guillermo R. Montel Blanca Arriga Sotelo	\$0.00
Plan - Rezoning					
Total Fees		\$0.00			
MRSUB	0607 01004 one lot subdivision on Coopers Grove Rd.	12/31/2019	1120 Coopers Grove Rd	HAMLETT JASON THOMAS	\$175.00
MRSUB	0382 01017 one lot subdivision on Glebe Rd.	01/07/2020	4150 Glebe Rd.	Margie Taylor Fogg	\$175.00
MRSUB	0493 02009 One lot, South Chavis Rd.	12/27/2019	S Chavis Rd.	Patricial P. Pulley	\$175.00
Plan - Subdivision (Minor)					
Total Fees		\$525.00			
TOTALS:	Total Projects:			7	
	Total Fees:			\$585.00	

Vance County Planning & Development's
Permits Issued - Zoning Permits
 12/26/19 to 01/25/20

Short ID	Project Description	Permit Issued Date	Short Address	Owner Name	Total Fees	Parcel ID
ZPERK	Recert. 2018 32x76 DW.	01/06/2020	Big Ruin Creek Ln.	Zuniga Jose Luis Ponce	\$25.00	0404 03014
ZPERK	perk test	01/06/2020	D Y Hoyle Ln.	Sanford Malcolm L. & Sharon	\$25.00	0547C01010
ZPERK	perk test	01/15/2020	Stoneridge Dr.	Steed Marvin P Steed Joyce	\$25.00	0452A01019
ZPERK	perk test	01/15/2020	2544 Spring Valley Rd.	VANCE COUNTY	\$25.00	0201 01001
ZPERK	0370 04012 Perk test for 5 bedroom 3 bath home on Burnside Rd. PERK SITE 1	12/30/2019	Burnside Rd.	Charlie Kirkland	\$25.00	0370 04012
ZPERK	0370 04012 - Perk test for 5k bedroom 3 bath home. PERK SITE 2	12/30/2019	Burnside Rd.	Charlie Kirkland	\$25.00	0370 04012
ZPERK	0410G01044 Lots 43 and 44 Meridian Way. Recombination was done to combine lots. 4 bedroom, 3 bath site built single family dwelling.	01/07/2020	Meridian Way	Carolina Consolidated Inc	\$25.00	0410G01043
ZPERK	Recert.	01/09/2020	2845 Thomas Rd.	Strong James, Jr.	\$25.00	0360 02020
ZPERK	perk test	01/09/2020	1319 Abbott Rd.	Builder Tony Hirst Llc	\$25.00	0464 01003

ZPERK		01/13/2020	Old County Home Rd.	Lewis Angela Lavern	\$25.00	0451 01016
ZPERK	06088 02002 perk test for 3 bedroom 2.5 bath site built dwelling.	01/14/2020	Franklin Ln.	Thomas Stancil	\$25.00	06088 02002
ZPERK	0591C02023 Singlewide manufactured Home - 3 bedroom - 2 bath. Possibly 1974 model, currently set up in Vance County. Have advised owner to provide personal property tax receipt.	01/14/2020	Daniel Boone Trl.	Mark A. Barbour	\$25.00	0591C02023
ZPERK	0356 03010 perk test for 4 bedroom 3 bathroom site built dwelling.	01/14/2020	Elliott Rd.	Norman Tate Jones	\$25.00	0356 03010
ZPERK		01/15/2020	Wild Fox Run	JDDW Family, LLC	\$25.00	0589 01026
ZPERK	Modular 2,128 Sq.Ft.	01/17/2020	Bullockville Park Rd.	Bullock John L.	\$25.00	0586 03057

Perk/Recert Authorization		
Total Fees		\$375.00
Permits Issued:		15

ZMISC	28x40 Detached Garage 1,120 Sq.Ft.	12/31/2019	34 US Grant Ct.	Royster Darrell B. Royster Diane B.	\$60.00	0354C01032
ZMISC	26x26 Enclosed Building 676 Sq.Ft.	01/22/2020	2950 Stewart Farm Rd.	Wright Hartwell Wilson Wright Ruth	\$60.00	0534 02011

Zoning - Miscellaneous		
Total Fees		\$120.00

Permits Issued:	2
-----------------	----------

ZSFR	1984 Singlewide , 56" x 14" two bedroom, two bath in a manufactured home park. Lot 344.	12/27/2019	252 New Bethel Church Rd.	R & J Enterprises	\$80.00	0551 02010
------	---	------------	---------------------------	-------------------	---------	------------

Zoning - Single Family

Total Fees	\$60.00
------------	----------------

Permits Issued:	1
-----------------	----------

TOTALS:	Total Projects:	18
	Permits Issued:	18
	Total Fees:	\$555.00

Vance County Planning & Development's
Permits Issued - Trades
 12/26/19 to 01/25/20

Project Number	Project Description	Permit Issued Date	Short Address	Owner Name	Contractor Name	Value	Total Fees	Parcel ID
ELECC - 19 - 1872	run power to 2 building signs that were never hooked up	12/30/2019	1409 E Andrews Ave.	WHLR-CARDINAL PLAZA LLC	Kleb Preston Dutil	\$2,700.00	\$100.00	0214 03017
ELECC - 20 - 0047	adding receptacles and around kitchen area	01/10/2020	905 Americal Rd.	SOUTH HENDERSON PENTECOSTAL	Joseph Clayton Andrews	\$1,200.00	\$55.00	0216 03011
ELECC - 20 - 0097	Bond gas piping and install recp for instant hot water heater	01/23/2020	1520 White Farm Ln.	Ballimore Lisa A	Douglas Vaughn Painter	\$300.00	\$55.00	0589 01003

Electrical Permit (C)		
Total Value	\$4,200.00	(Avg: \$1,400.00)
Total Fees	\$210.00	
Permits Issued:	3	

ELECR - 20 - 0005	rewired heat pump and installed GFI	01/03/2020	714 Cardinal Dr.	Lockley Herman M Lockley Coretta I	Tim Bridges	\$100.00	\$110.00	0214D03008
ELECR - 20 - 0014	replace meter socket or meter base due to damage	01/07/2020	206 Davis St.	FAR ROCKAWAY PROPERTIES LLC	Terrance Foster	\$500.00	\$55.00	0027 08021
ELECR - 20 - 0016	change fuse box to breaker box	01/07/2020	315 Morgan Rd.	THORPE VERONA H	Edward Chavis	\$2,000.00	\$55.00	0352 01035

				HEIRS				
ELECR - 20 - 0019	rewire whole house	01/07/2020	269 Faulkner Dr.	HUMPHRIES PROPERTIES LLC	Tim Bridges	\$7,000.00	\$55.00	0074A02003
ELECR - 20 - 0020	rewire whole house	01/07/2020	279 Faulkner Dr.	HUMPHRIES PROPERTIES LLC	Tim Bridges	\$7,000.00	\$55.00	0074A01001
ELECR - 20 - 0021	replace outside meter base	01/08/2020	710 State St.	Andrews Jerry D	Edward Chavis	\$750.00	\$55.00	0007 01024
ELECR - 20 - 0022	replace meter base	01/08/2020	1076 Us 158 Bypass	Evans Timothy R Guthrie Shauna L	Gene Smith	\$800.00	\$55.00	0411 02008
ELECR - 20 - 0023	service change out connect to inside panel	01/08/2020	275 Faulkner Dr.	WW PROPERTIES & RENTALS LLC	Carl Victor Tucker	\$800.00	\$55.00	0074A01003
ELECR - 20 - 0024	install whole house generator	01/08/2020	1807 Waddill Way	PARRISH JERRY W SR PARRISH FAYE	Owner	\$5,000.00	\$55.00	0215B01002
ELECR - 20 - 0042	install new over head service wire, installed 2 ground rod's & wire	01/10/2020	1115 Vicksboro Rd.	West Larry S West Frances R	James Champion	\$755.00	\$55.00	0532 01013
ELECR - 20 - 0045	add smoke detectors in bedrooms, heat sensor in attic, install gfci at kitchen sink, install gfci in bathroom, label director in panel box	01/10/2020	5107 Warrenton Rd.	Perry James Howard Perry Marion	Bobby Lee Harsfield	\$2,000.00	\$55.00	0617 01004
ELECR - 20 - 0062	rewire house	01/15/2020	920 Eaton St.	Bullock Michael	Owner	\$2,000.00	\$55.00	0079 05027

ELECR - 20 - 0092	replace meter base and 200 amp electrical panel for well pump and receptacle	01/22/2020	1013 Rev Henderson Rd.	Burt Brian T Burt Hilary S	Harold Lee Shelley Jr	\$2,000.00	\$55.00	0305 01009
ELECR - 20 - 0100	wire a new master closet addition	01/23/2020	2749 Fairway Dr.	BROOKS EMMA BANNA HEIRS	Dennis Sanford	\$1,000.00	\$55.00	0042 02011
ELECR - 20 - 0102	tree worker had limb fall on power line going to the house and it tipped the meter box off the house	01/24/2020	1086 Cedar Cove Rd.	Thompson David Duane Thompson Jean Drake	Owner	\$300.00	\$55.00	0593A01030
ELECR - 20 - 0103	upgrade panel to 200 Amp and wire HVAC unit	01/24/2020	615 Powell St.	Johnson Michael T Johnson Janel	Terrance Foster	\$1,000.00	\$55.00	0096 05023

Electrical Permit (R)

Total Value	\$33,005.00	(Avg.: \$2,062.81)
Total Fees	\$935.00	
Permits Issued:	16	

ELERC - 20 - 0057	power has been off for a year	01/14/2020	1725 N Gamett St.	LUFSEY LINDA L LONG RICHARD W & JEANETTE H	Owner	\$55.00	\$55.00	0046 03002
-------------------	-------------------------------	------------	-------------------	---	-------	---------	---------	------------

Electrical Permit Reconnection (C)

Total Value	\$55.00	(Avg.: \$55.00)
Total Fees	\$55.00	
Permits Issued:	1	

ELERR - 20 - 0065	requested by Duke Energy	01/15/2020	203 Fox Pond Rd.	Andrade-Bello, David Adrian	Owner	\$205.00	\$55.00	0214B01010
-------------------	--------------------------	------------	------------------	-----------------------------	-------	----------	---------	------------

Electrical Permit Reconnection (R)		
Total Value	\$205.00	(Avg.: \$205.00)
Total Fees	\$55.00	
Permits Issued:	1	

HVACC - 19 - 1832	replacing 11 ton gas package kitchen AAON system	12/27/2019	1516 Dabney Dr.	TAR HEEL CAPITAL WENDY'S LLC	Dustin Paul Millirons	\$4,500.00	\$100.00	0012 01014A
HVACC - 20 - 0007	change out 3 ton heat pump systems in main church duct alterations only re hook same electrical	01/06/2020	741 Dabney Rd.	BLESSED HOPE BAPTIST CHURCH ATTN MIKE ROUNCEVILLE	Audie Ellington	\$11,400.00	\$100.00	0408 02039
HVACC - 20 - 0035	change out heat pump and air handler hook to existing duct work and electric	01/15/2020	550 W Andrews Ave. Suite # 7	Henderson Heights Ltd C/O M & M Properties Inc	James Foreman	\$2,900.00	\$100.00	0101 01001
HVACC - 20 - 0088	replace 5 packaged rooftop units like for like direct replacement disconnect, reconnect	01/22/2020	156 Church St.	Vance County	W Irv Gupion	\$60,000.00	\$200.00	
HVACC - 20 - 0094	change out hanging gas heater	01/23/2020	946 W Andrews Ave. Suite # Z	Crawprop Lic	Michael Brummitt	\$2,500.00	\$55.00	0097 03012

Mechanical Permit (C)		
Total Value	\$81,300.00	(Avg.: \$16,260.00)

Total Fees	\$555.00	
Permits Issued:	5	

HVACR - 19 - 1877	set l p tank run gas line to generator	12/31/2019	24 Lakewood Ct.	CHEEK WASHINGTON CHEEK JACQUELINE	Randy Reams Bowes	\$300.00	\$55.00	0808A01029
HVACR - 20 - 0002	hook gas line to generator	01/02/2020	116 S Piney Grove Rd.	Elmore Thomas Reid Elmore Wanda M	Ralph Gornall Hutchins	\$200.00	\$55.00	0580 01008B
HVACR - 20 - 0066	change out 4 ton package heat pump	01/15/2020	213 Dabney Woods Dr.	Brown Amy C	Michael Brummitt	\$6,989.00	\$55.00	0407C01005
HVACR - 20 - 0071	change out same for same rehook existing wire	01/16/2020	404 Birch St.	MD VENTURES LLC	Dennis Davis	\$4,210.00	\$55.00	0080 04001
HVACR - 20 - 0088	hook up propane service	01/21/2020	1520 White Farm Ln.	Baltimore Lisa A	Ralph Gornall Hutchins	\$200.00	\$55.00	0589 01003
HVACR - 20 - 0093	change out replacing 2 -2ton 15seer heat and 2-air handler in craw/space	01/22/2020	2485 Rock Mill Rd.	Deanor R. Pearce	Jeffrey Lee Guard	\$7,900.00	\$55.00	0548 02002B
HVACR - 20 - 0098	change out: gas furnace, indoor coil and a/c unit 4 ton	01/23/2020	272 Gholson Ave.	WISHART JOHN BRENT OBERHAUS JOHN	Michael Brummitt	\$8,917.00	\$55.00	0026 02019

Mechanical Permit (R)		
Total Value	\$26,716.00	(Avg.: \$3,816.57)
Total Fees	\$385.00	

Permits Issued: 7

PLMBR - 20 - 0004	connect city water	01/02/2020	1738 Parker Ln.	COOK JOHN O COOK TRUDY L	Lary Satterwhite	\$450.00	\$55.00	0038 02010
PLMBR - 20 - 0051	install whole house water filtration, install drinking water system	01/13/2020	33 Kings Ct.	JENKINS BETTY JOAN	Arlan Julius Freeman	\$8,326.50	\$55.00	0608 02036
PLMBR - 20 - 0070	install whole house water filtration , install drinking water system	01/16/2020	167 Colenda Ln.	Boone Jacqueline Boone Billy	Arlan Julius Freeman	\$8,540.00	\$55.00	0325A04022
PLMBR - 19 - 1869	gas piping for water heater	12/30/2019	210 Par Dr.	MCMILLEN JORDAN DWIGHT	Anthony Ranes	\$800.00	\$55.00	0215C01039

Plumbing Permit (R)		
Total Value	\$18,116.50	(Avg.: \$4,529.13)
Total Fees	\$220.00	
Permits Issued:	4	

PVCWD - 19 - 1870	connect to county water line	12/30/2019	6086 S NC 39 Hwy.	Wilder William G Wilder Pamela M	Kevin Perdue	\$400.00	\$50.00	0550 01017
PVCWD - 20 - 0001	connect to county water	01/02/2020	232 Foster Rd.	Fields Betty	TBD	\$400.00	\$50.00	0550 01051
PVCWD - 20 - 0018	Inspection hook up to county water (meter inspection). Customer has already paid fee to Environlink.	01/07/2020	2485 Rock Mill Rd.	Deanor R. Pearce	Owner	\$500.00	\$50.00	0546 02002B

Plumbing VCWD		
Total Value	\$1,300.00	(Avg. \$433.33)
Total Fees	\$150.00	
Permits Issued:	3	

TOTALS:	Value:	\$164,897.50	(Avg : \$4,122.44)
	Total Projects:	40	
	Permits Issued:	40	
	Total Fees:		\$2,565.00

Vance County Planning & Development's
Permits Issued - Building
 12/26/19 to 01/25/20

Project Number	Project Description	Permit Issued Date	Short Address	Owner Name	Contractor Name	Value	Total Fees	Parcel ID
ACC - 19 - 1812	40x28 shed	12/31/2019	34 Us Grant Ct.	Royster Darrell B Royster Diane B	Owner	\$40,000.00	\$220.00	0354C01032
ACC - 19 - 1880	metal storage wit concrete slab 676 sq ft	01/22/2020	2950 Stewart Farm Rd.	Wright Hartwell Wilson Wright Ruth	Owner	\$12,000.00	\$110.00	0534 02011

Building Accessory (R)		
Total Value	\$52,000.00	(Avg.: \$26,000.00)
Total Fees	\$330.00	
Permits Issued:	2	

CA - 20 - 0089	replacing obsolete fire suppression system wit UL 300 approved PyeChem fire suppression system along with correct nozzle coverage for appliances, plenum and duct	01/22/2020	525 S Williams St.	SALEH ABDO ALI & OTHERS	Kirk Nielsen	\$3,990.03	\$55.00	0025 05016
----------------	---	------------	--------------------	----------------------------	--------------	------------	---------	------------

Building Addition (C)		
Total Value	\$3,990.03	(Avg.: \$3,990.03)
Total Fees	\$55.00	

Permits Issued: 1

ADD - 19 - 1827	add 16 x 8 lean-to to existing storage shed	12/27/2019	313 Main St.	VALDES BONIFACIO RODRIGUEZ SILVA MARIA HERNANDEZ	Owner	\$300.00	\$155.00	0061 04003
ADD - 20 - 0096	adding a 120.75 sft closet to a stick built home	01/23/2020	2749 Fairway Dr.	BROOKS EMMA BANNA HEIRS	Jermiah Brown	\$15,500.00	\$165.00	0042 02011

Building Addition (R)		
Total Value	\$15,800.00	(Avg.: \$7,900.00)
Total Fees	\$320.00	
Permits Issued:	2	

RMODL - 19 - 0052	remodel 960 sqft residential house	01/02/2020	241 W Andrews Ave.	ROMERO MARIO RENE GUZMAN	mario Romero	\$10,000.00	\$375.00	0102 03029
RMODL - 19 - 1879	kitchen remodel	01/06/2020	680 Allison Cooper Rd.	Pegram William Bradley	Robert Kemp	\$70,500.00	\$320.00	0613 01005
RMODL - 20 - 0012	add support according to engineers letter	01/06/2020	228 Beavertail Rd.	Alston Thaddeus C Alston Johari Young	Conly Lance Strickland	\$4,100.00	\$65.00	0414A01024
RMODL - 20 - 0026	roof solar panels	01/16/2020	70 Spring Valley Rd.	GREEN DAVID G	Anthony G Rivera	\$26,000.00	\$220.00	0030 01003
RMODL - 20 - 0027	metal roof	01/08/2020	326 N Gamett St.	ROGERS CAREY ROGERS AYESHA TIA	Adam Mullins	\$6,000.00	\$65.00	0024 01005

RMODL - 20 - 0029	remove and replace sheetrock to studs requires. Remove and replace tile tub/shower combo vanity and toilet in same location	01/14/2020	1080 Fred Royster Rd.	HARRIS SHERRELL Y. & ROY E.	Romanoff	\$11,650.00	\$220.00	0400 01002
RMODL - 20 - 0044	finish 2nd floor	01/10/2020	11390 N NC 39 Hwy.	HARGROVE ELIJAH HARGROVE ROSA	Owner	\$40,000.00	\$657.00	0331 01016
RMODL - 20 - 0072	remove shingles sheetrock carpet	01/16/2020	430 Chavasse Ave.	HUMPHRIES PROPERTIES LLC	Owner	\$10,000.00	\$65.00	0027 03021
RMODL - 20 - 0073	remove shingles sheetrock carpet	01/16/2020	278 Kittrell St.	HUMPHRIES PROPERTIES LLC	Owner	\$10,000.00	\$65.00	0074A01004
RMODL - 20 - 0074	remove shingles sheetrock carpet	01/16/2020	266 Kittrell St.	HUMPHRIES PROPERTIES LLC	Owner	\$10,000.00	\$65.00	0074A02004
RMODL - 20 - 0075	remove shingles sheetrock carpet	01/16/2020	276 Kittrell St.	HUMPHRIES PROPERTIES LLC	Owner	\$10,000.00	\$65.00	0074A01005
RMODL - 20 - 0076	remove shingles sheetrock carpet	01/16/2020	274 Kittrell St.	HUMPHRIES PROPERTIES LLC	Owner	\$10,000.00	\$65.00	0074A01006
RMODL - 20 - 0077	remove shingles sheetrock carpet	01/16/2020	269 Faulkner Dr.	HUMPHRIES PROPERTIES LLC	Owner	\$10,000.00	\$65.00	0074A02003
RMODL - 20 - 0078	remove shingles sheetrock carpet	01/16/2020	279 Faulkner Dr.	HUMPHRIES PROPERTIES	Owner	\$10,000.00	\$65.00	0074A01001

				LLC				
RMODL - 20 - 0095	repair from fire damage all trades	01/22/2020	56 Lee Ln.	BEST DAVID E & OTHERS	James F Jackson, III	\$200,000.00	\$898.00	0405 01004

Building Remodel (R)		
Total Value	\$438,250.00	(Avg.: \$29,216.67)
Total Fees	\$3,275.00	
Permits Issued:	15	

CU - 19 - 1808	cath lab renovations	01/07/2020	566 Ruin Creek Rd.	DLP MARIA PARHAM MEDICAL CENTER LLC	Mathew John Brownell	\$953,400.00	\$1,525.00	0411 03001
CU - 19 - 1858	interior remodel of the customer service counter area menu wall and self-order kiosks	12/31/2019	1695 Dabney Rd.	BARAJAS MARIELA SANTOS	Bob Craven	\$25,000.00	\$255.00	0408 01003
CU - 19 - 1876	re hook 3 pendant sprinkler heads per NFPA due to addition of office and break room spaces	12/30/2019	1407 E Andrews Ave.	WHLR-CARDINAL PLAZA LLC	Brian Crawford	\$3,000.00	\$110.00	0214 03017
CU - 20 - 0039	repair fire damage to interior and exterior of building	01/09/2020	1143 E Andrews Ave.	Chase Dev. Co. & Rad Company	Owner	\$150,000.00	\$1,450.00	0081 02033
CU - 20 - 0058	remodel and new install of plumbing equipment	01/14/2020	566 Ruin Creek Rd.	DLP MARIA PARHAM MEDICAL CENTER LLC	Ryan Michael LeBrun	\$162,000.00	\$350.00	0411 03001

Building Upfit/Remodel (C)		
Total Value	\$1,293,400.00	(Avg.: \$258,880.00)
Total Fees	\$3,690.00	
Permits Issued:	5	

DEMO - 20 - 0050	demolish structure residential house	01/13/2020	817 Vaughan St.	JOYNER JESSIE	Paul Kearney	\$300.00	\$55.00	0075 02013
DEMO - 20 - 0085	demolition of residential house	01/17/2020	444 Community House Rd.	Williamson Waller Raleigh Sr	Jessie Weary	\$5,100.00	\$55.00	0454 01005A

Demolition Permit		
Total Value	\$5,400.00	(Avg.: \$2,700.00)
Total Fees	\$110.00	
Permits Issued:	2	

FIRA - 19 - 1572	replace fire alarm system	01/23/2020	200 Community College Rd.	VANCE-GRANVILLE COMMUNITY COLLEGE	Will Davis		\$110.00	0410 04007
FIRA - 19 - 1573	replace fire alarm system	01/23/2020	200 Community College Rd. Bldg. 2	VANCE-GRANVILLE COMMUNITY COLLEGE	Will Davis		\$55.00	0410 04007
FIRA - 19 - 1574	replace fire alarm system	01/23/2020	200 Community College Rd. Bldg. 3	VANCE-GRANVILLE COMMUNITY COLLEGE	Will Davis		\$55.00	0410 04007
FIRA - 19 - 1575	replace fire alarm system	01/23/2020	200 Community College Rd. Bldg. 4	VANCE-GRANVILLE COMMUNITY COLLEGE	Will Davis		\$55.00	0410 04007

FIRA - 19 - 1576	replace fire alarm system	01/23/2020	200 Community College Rd. Bldg. 5	VANCE-GRANVILLE COMMUNITY COLLEGE	Will Davis		\$55.00	0410 04007
FIRA - 19 - 1578	replace fire alarm system	01/23/2020	200 Community College Rd. Bldg. 6	VANCE-GRANVILLE COMMUNITY COLLEGE	Will Davis		\$55.00	0410 04007
FIRA - 19 - 1579	replace fire alarm system	01/23/2020	200 Community College Rd. Bldg. 7	VANCE-GRANVILLE COMMUNITY COLLEGE	Will Davis		\$55.00	0410 04007
FIRA - 19 - 1580	replace fire alarm system	01/23/2020	200 Community College Rd. Bldg. 8	VANCE-GRANVILLE COMMUNITY COLLEGE	Will Davis		\$55.00	0410 04007
FIRA - 19 - 1581	replace fire alarm system	01/23/2020	200 Community College Rd. Bldg. 9	VANCE-GRANVILLE COMMUNITY COLLEGE	Will Davis		\$55.00	0410 04007
FIRA - 19 - 1582	replace fire alarm system	01/23/2020	200 Community College Rd. Bldg. 10	VANCE-GRANVILLE COMMUNITY COLLEGE	Will Davis		\$55.00	0410 04007
FIRA - 19 - 1809	Fire Alarm System installation for commercial use and monitoring	01/09/2020	30 Gwynn Ln.	Ruin Creek Properties	Tim Carl Arndt		\$110.00	0411 01002

Fire Alarm			
Total Value	\$0.00	(Avg. \$0.00)	
Total Fees	\$715.00		
Permits Issued:	11		

FS - 19 - 1871	state mandated fire and safety	12/30/2019	1390 S Chavis Rd.	Person Nathan Jr.	Owner		\$55.00	0488 02002
----------------	--------------------------------	------------	-------------------	-------------------	-------	--	---------	------------

FS - 20 - 0041	ale	01/10/2020	230 Vanco Mill Rd.		Owner		\$55.00	0222 04003
FS - 20 - 0080	ale check	01/17/2020	2915 N Us 1-158 Hwy.	Hill Cooper Post #2417 Vfw	Owner		\$55.00	0208 03004

Fire/Safety			
Total Value	\$0.00	(Avg.: \$0.00)	
Total Fees	\$165.00		
Permits Issued:	3		

FSDC - 20 - 0089	state mandated inspection	01/16/2020	1485 Newton Dairy Rd. Suite # Lot26	Currin Enterprise Inc	Owner		\$55.00	0214 01005
------------------	---------------------------	------------	-------------------------------------	-----------------------	-------	--	---------	------------

Fire/Safety - Foster/Day Care			
Total Value	\$0.00	(Avg.: \$0.00)	
Total Fees	\$55.00		
Permits Issued:	1		

SWMH - 19 - 1849	SWMH 1984 56x14	12/27/2019	252 New Bethel Church Rd. Bldg. 25	R&J Enterprises of Vance, LLC	Tim Cooper	\$4,000.00	\$155.00	0551 02010
SWMH - 19 - 1856	2019 72x16 DWMH	01/03/2020	35 Pemell Ln.	Poythress Enterprises Llc C/O Randy Poythress	Carolina Mobile Contractors, Inc.	\$64,478.00	\$320.00	0541 04018

Manufactured Home Single Wide (R)			
Total Value	\$68,478.00	(Avg.: \$34,239.00)	

Total Fees	\$475.00
Permits Issued:	2

SHING - 20 - 0006	remove and replace shingles	01/06/2020	133 Bristol Meadows Rd.	Cawthorne Robert C	Pedro Martinez	\$2,800.00	\$65.00	0463A02001
SHING - 20 - 0011	remove and replace shingles	01/06/2020	926 S Chestnut St.	Cpntwo Llc	Conly Lance Strickland	\$3,700.00	\$65.00	0005 01005
SHING - 20 - 0037	remove and replace shingles	01/09/2020	7109 Broad St.	Nasher Adnan Y	Robert Snow	\$2,200.00	\$130.00	0604 01001
SHING - 20 - 0043	shingles	01/10/2020	720 Oak St.	TAYLOR EMORY W. & FAYE W.	Celso Cruz	\$7,600.00	\$65.00	0015 05010
SHING - 20 - 0090	remove and replace shingles	01/22/2020	3710 Bobbitt Rd.	United States Of America United States Dept Of Agricult	Owner	\$300.00	\$65.00	0484 04004

Shingles		
Total Value	\$16,600.00	(Avg.: \$3,320.00)
Total Fees	\$390.00	
Permits Issued:	5	

TOTALS:	Square Footage:	38,599.05	(Avg.: 857.76)
	Value:	\$1,893,918.03	(Avg.: \$42,087.07)
	Total Projects:	49	
	Permits Issued:	49	
	Total Fees:		\$9,580.00

RECREATION/PARKS

JANUARY RECREATION PROGRAM SUMMARY

RECREATION PROGRAM DIVISION

- ✚ The Recreation Executive Team attended the monthly Recreation Commission meeting on January 9, 2020 at 12:00n at the Aycock Recreation Center.
- ✚ The Recreation Executive Team attended the annual staff retreat on Friday January 17, 2020 at Satterwhite Point Glasshouse at 9:00am.

YOUTH ATHLETICS

SPORT	GAMES	PRACTICES	SPECTATORS	PARTICIPANT HOURS	COACHES MEETINGS
Basketball	64	81	4820	3775	0

Baseball

- ✚ Currently registering youth ages 6-16 for softball and youth ages 4-18 for baseball. Registration ends on Sunday, March 8, 2020. Registration fee is \$40 for residents and \$60 for non-residents. Participants can register at Aycock Recreation Center.

RECREATION PROGRAMS

- ✚ BINGO- This is a free community program for seniors. The Recreation Department provides prizes for the program. This program was held on January 2 and 16 with total of 9 participants.
- ✚ DREAM- (Diverse roles entertainment arts and music)
This program meets on Wednesdays from 6:00pm-8:30pm and additional days to prepare for upcoming competition and events. They practiced 4 days with a total of 42 participants for the month.
- ✚ Golden Age Club – conducted 4 weekly meetings of the Golden Age Club including a trip on January 15 to the History Museum. There were a total of 40 participants for the month.
- ✚ Visually Impaired Program (VIP) - this program works with visually impaired citizens and volunteers, this is a camp/program for the Visual Impaired/ blind residents to participate in activities that are geared toward their special needs. The activities for the month of January included a Support Group meeting, Exercise class and Bowling with a total of 15 participates.

- ✚ Arthritis- This **FREE** low-impact, joint safe program is developed for people with arthritis and has been proven to decrease pain and stiffness while increasing flexibility and range of motion. Suitable for every fitness level! Classes are held at the Aycock Recreation Center January 6- March 9, 2020. There were 5 classes with a total of 19 participants for the month.
- ✚ Henderson-Vance Recreation Parks and Department and Vance County Special Olympics partnered with Kerr Lake Country Club to provided Special Olympic athletes the opportunity to play golf. Athletes held 3 practices at the driving range with a total of 6 in attendance.
- ✚ SOFIT-This program is for persons with disabilities to learn healthy lifestyles through increased physical activity and improved daily nutrition. This is a 16 week program meeting once a week starting in January 6 until April 27, 2020. There were 2 classes held with a total of 9 participants.
- ✚ Badminton was offered for mature adults 50 and better was held on Mondays from 10:00am- 11:00AM for the month.
- ✚ Pickle ball for mature adults 50 and better was held on Thursdays from 10:00am- 11:00am for the month.

Special Events

- ✚ Special Olympic Polar plunge- fundraiser for Vance County Special Olympics that will be held on February 1, 2020. I have been planning this event, gathering registration, contacting potential jumpers and sponsors, and volunteers, preparing paper work and scheduling the event.

AYCOCK RECREATION CENTER

- ✚ The Henderson-Vance Recreation and Parks Department is helping the City, County, and Vance County Schools with an employee wellness program by providing free memberships to all City, County, and Vance County School employees.
 - City Employees = 17
 - County Employees = 3
 - Vance Co. School Employees = 1
- ✚ There was a total of 1,235 patron check-ins at Aycock Recreation Center for the month of January (This excludes numbers for rentals, meetings, classes, aquatic events, and youth athletics.)
- ✚ There was 1 multipurpose room rentals for a total of 2 hours for the month of January.
- ✚ There was 1 lobby rental for a total of 3 hours the month of January.
- ✚ There was no Fox Pond Shelter rental for the month of January.
- ✚ JCPC utilized the multipurpose room on Thursday, January 16, 2020 for their monthly meeting.
- ✚ Henderson Collegiate rented the gym for basketball practices and games for a total 54 of hours for the month of January.
- ✚ Vance County High School utilized the gym for Physical Education Class for a total of 26 hours of January.

- ✚ Tara Goolsby, Program Superintendent; Tyler Terry, Facilities Supervisor; Randall Elam, Park Maintenance Worker; Michael Crocker, Park Maintenance Supervisor and Lauren Newlin, Aquatics Program Supervisor attended training at Aycock Recreation Center sponsored by the National Recreation and Park Association on January 14-15, 2020 and became Certified Aquatic Facility Operators.
- ✚ Tyler Terry and Crystal Allen attended the Matter of Balance Leader Training sponsored by Kerr Tar Council of Government on January 8-9, 2020 at the Perry Memorial Library.

YOUTH SERVICES

Community Service/Restitution

- ✚ There were two admissions and two terminations during this month.
- ✚ Shantel Hargrove and Gregory Kelly, Youth Services Outreach Administrators, attended Community Service meeting on January 24, 2020.

Teen Court

- ✚ There are currently six youth enrolled. There were no new admissions or terminations during the month.
- ✚ Volunteer Nathan Baskerville held 2 Teen Court practice sessions on Tuesday January 21 with 13 participants attended and Thursday January 23 with 12 participants attended at 5:30pm – 7:00pm at Baskerville & Baskerville Law Firm.

Project Youth Outreach

- ✚ Program delivery continued at all the schools.

Community Outreach

- ✚ Gregory Kelly, Youth Services Outreach Administrator, Shantel Hargrove, Youth Services Outreach Administrator and Candace Williams, Youth Services Outreach Specialist, attended monthly Community-Wide Advisory Council meeting on January 16, 2020 at 6:00pm at City Hall-O'Geary Room.
- ✚ Youth Services Outreach Unit coordinated meeting with Vance County Schools, Lacresha Henderson and Granville-Vance Public Health Representative, Shaq Davis for alternative services being provided for afterschool programs.

COMMUNITY INVOLVEMENT

- ✚ Candace Williams, Youth Services Outreach Specialist, served as interpreter for Teen Court referral to Lilyco services on January 14, 2020.
- ✚ Gregory Kelly, Youth Services Outreach Administrator, Shantel Hargrove, Youth Services Outreach Administrator and Candace Williams, Youth Services Outreach Specialist attended monthly JCPC meeting on January 16, 2020 at Aycock Recreation Center.
- ✚ Gregory Kelly, Youth Services Outreach Administrator, Shantel Hargrove, Youth Services Outreach Administrator and Candace Williams, Youth Services Outreach

Specialist attended Juvenile Attendance Council meeting at the Vance County Courthouse on January 31, 2020.

AQUATICS

- ✚ A total of 1 rental was scheduled with 1.5 hours of usage and 45 participants.
- ✚ Open Swim had 107 participants and 104 hours of use.
- ✚ School groups swim was held 5 times with 65 participants and 5 hours of use.
- ✚ Scheduled Group swim was held 5 times with 32 participants and 16 hours of use.
- ✚ Practice was scheduled for 6 swim teams 46 times with 442 participants and 56 hours of use.
- ✚ Swim meets were held 4 times with 18 hours of use 19 teams total and 322 swimmers, host teams were Vance High School and Oxford Prep.
- ✚ Safety Around Water (SAW) Carver Group 1 was held at Aycock Recreation Center 5 times with 30 participants and 5 hours of use.

PROGRAMS

- ✚ Water Aerobics Classes were held at Aycock Recreation Center on Monday, Wednesday and Friday mornings and Tuesday and Thursday evenings with a total of 115 participants.
- ✚ Kiddie Kardio Fitness Classes were held at Aycock Recreation Center on the 2nd Thursdays at with 4 participants for a total of .5 hours.
- ✚ Crafty Kids were held at Aycock Recreation Center on the 1st and 3rd Thursdays with 6 participants for a total of 1 hour.
- ✚ Lego Club was held at Aycock Recreation Center on the 2nd and 4th Thursday at 5:45pm with 0 participants.
- ✚ Body Blast Fitness Classes were held at Aycock Recreation Center on Tuesdays and Thursdays at 7:15pm with 52 participants for a total of 5 hours.
- ✚ Yoga was held at Aycock Recreation Center on Thursdays at 6:15pm with 2 participants for a total of 3 hours.

Facilities:

- ✚ Michael Crocker, Parks Maintenance Supervisor has been coordinating/planning the development of another dog park in the E.M. Rollins area with the Vance County Schools Representative, Kevin Perdue and citizen Paul Elliott to assist with accessibility concerns.
- ✚ Fox Pond Park has updated its lighting throughout the park with new decorative LED light poles through Duke Energy Saving Program.

Administration

- ✚ Tara Goolsby, Program Superintendent, conducted interviews for the Administrative Support Specialist position and selected 1 candidate from the pool of 12 applicants on January 21, 2020 at Aycock Recreation Center.
- ✚ Gregory Kelly, Youth Services Outreach Administrator, turned in his resignation as Teen Court /PYO Boys Coordinator on January 22, effective Feb. 5, 2020. The Youth Services Outreach Administrator position was posted on January 23, 2020.
- ✚ 2020 Summer Camp, Camp Counselor and Jr. Camp Counselor positions were posted on January 23, 2020.

VANCE COUNTY
 LEVY COLLECTED REPORT
 AS OF RUN DATE

REVENUE UNIT/YEAR

YEAR	REVENUE UNIT CHARGE TYPE	(A) LEVY ORIG/DISC	DISC BILLS INCL IN (A)	(B) LEVY PAID/DSCNTS	DISCOUNTS INCL IN (B)	(C) NET ABATEMENTS	B+C/A COLL %	LEVY OUTSTANDING
2000 00	VANCE COUNTY TAXES	122,344.23						
	A ASSESSMENT	27,900.00		100,195.16		21,524.95		624.12
	L LATE LISTING	86.71		17,234.52		10,665.48		
				6.59		80.12		
	* YEAR TOTAL	150,330.94		117,436.27		32,270.55	99.59	624.12
2001 00	VANCE COUNTY TAXES	199,122.20						
	A ASSESSMENT	37,026.89		130,725.70		67,251.26		1,145.24
	L LATE LISTING	165.27		23,726.14		13,300.75		
				136.13		29.14		
	* YEAR TOTAL	236,314.36		154,587.97		80,581.15	99.52	1,145.24
2002 00	VANCE COUNTY TAXES	240,406.36						
	A ASSESSMENT	46,875.00		203,439.02		36,576.44		390.90
	L LATE LISTING	2,745.38		35,174.85		11,700.15		
				1,370.39		1,374.99		
	* YEAR TOTAL	290,026.74		239,984.26		49,651.58	99.87	390.90
2003 00	VANCE COUNTY TAXES	289,381.07						
	A ASSESSMENT	60,244.20		261,875.11		25,427.06		2,078.90
	L LATE LISTING	2,607.42		49,900.92		10,268.28		75.00
				1,566.00		1,001.37		40.05
	* YEAR TOTAL	352,232.69		313,342.03		36,696.71	99.38	2,193.95
2004 00	VANCE COUNTY TAXES	379,828.78						
	A ASSESSMENT	71,100.00	901.28	355,996.75		22,931.48		900.55
	L LATE LISTING	1,352.83		62,517.42		8,507.58		75.00
				1,005.40		310.58		36.85
	* YEAR TOTAL	452,281.61	901.28	419,519.57		31,749.64	99.78	1,012.40
2005 00	VANCE COUNTY TAXES	617,234.18						
	A ASSESSMENT	127,695.00		590,912.60		13,330.35		12,991.23
	L LATE LISTING	1,996.39		117,061.63		3,497.00		7,136.37
				1,558.42		34.31		403.66
	* YEAR TOTAL	746,925.57		709,532.65		16,861.66	97.26	20,531.26
2006 00	VANCE COUNTY TAXES	4,705,597.14						
	A ASSESSMENT	647,352.04	11,816.19	4,680,725.61		13,640.05		11,231.48
	L LATE LISTING	5,123.65		634,428.26		4,069.81		8,853.97
				4,500.50		130.22		492.93
	* YEAR TOTAL	5,358,072.83	11,816.19	5,319,654.37		17,840.08	99.62	20,578.38
2007 00	VANCE COUNTY TAXES	16,516,588.68						
			21,869.50	16,486,476.01		17,655.64		12,457.03

VANCE COUNTY
 LEVY COLLECTED REPORT
 AS OF RUN DATE

REVENUE UNIT/YEAR

YEAR	REVENUE UNIT CHARGE TYPE	(A) LEVY ORIG/DISC	DISC BILLS INCL IN (A)	(B) LEVY PAID/DSCNTS	DISCOUNTS INCL IN (B)	(C) NET ABATEMENTS	B+C/A COLL %	LEVY OUTSTANDING
	A ASSESSMENT	1,780,913.04		1,768,201.28				
	L LATE LISTING	7,783.59		7,496.01		6,057.94		6,653.82
	* YEAR TOTAL	18,305,285.31	21,869.50	18,262,173.30		44.63		242.95
2008 00	VANCE COUNTY TAXES					23,758.21	99.90	19,353.80
	A ASSESSMENT	18,501,368.11	36,640.61	18,462,791.41				
	L LATE LISTING	1,934,885.01		1,916,753.53		24,959.03		13,617.67
	* YEAR TOTAL	7,805.78		7,233.61		8,405.69		9,725.79
	* YEAR TOTAL	20,444,058.90	36,640.61	20,386,778.55		121.65		450.52
2009 00	VANCE COUNTY TAXES					33,486.37	99.89	23,793.98
	A ASSESSMENT	18,208,394.81	3,665.66	18,164,116.25				
	L LATE LISTING	1,934,672.50		1,914,048.09		30,498.52		13,780.04
	* YEAR TOTAL	10,545.82		10,080.72		11,169.50		9,454.91
	* YEAR TOTAL	20,153,613.13	3,665.66	20,088,245.06		85.69		379.41
2010 00	VANCE COUNTY TAXES					41,753.71	99.89	23,614.36
	A ASSESSMENT	18,236,686.34	7,148.78	18,165,638.36				
	L LATE LISTING	1,959,510.00		1,926,424.24		56,235.26		14,812.72
	* YEAR TOTAL	20,586.48		14,819.48		21,425.00		11,560.76
	* YEAR TOTAL	20,216,782.82	7,148.78	20,106,882.08		5,343.32		423.68
2011 00	VANCE COUNTY TAXES					83,003.58	99.87	26,897.16
	A ASSESSMENT	18,773,059.43	238,861.19	18,440,982.39				
	L LATE LISTING	2,029,845.00	15,210.00	1,964,748.46		308,211.22		23,865.82
	* YEAR TOTAL	64,093.56	52,876.14	42,408.18		51,531.77		13,564.77
	* YEAR TOTAL	20,866,997.99	306,947.33	20,448,139.03		19,250.90		2,434.48
2012 00	VANCE COUNTY TAXES					378,993.89	99.81	39,865.07
	A ASSESSMENT	19,656,450.38	424,167.90	19,221,095.25				
	L LATE LISTING	2,046,087.50	27,357.50	1,969,026.17		408,678.97		26,676.16
	* YEAR TOTAL	82,972.04	64,306.93	53,186.69		58,044.08		19,017.25
	* YEAR TOTAL	21,785,509.92	515,832.33	21,243,308.11		27,593.62		2,191.73
2013 00	VANCE COUNTY TAXES					494,316.67	99.79	47,885.14
	A ASSESSMENT	19,746,595.08	164,244.68	19,433,976.13				
	L LATE LISTING	2,036,960.00	8,885.00	1,967,644.24		271,792.58		40,826.37
	* YEAR TOTAL	42,307.82	19,399.94	34,202.45		49,220.32		20,095.44
	* YEAR TOTAL	21,825,862.90	192,529.62	21,435,822.82		3,791.11		4,314.26
2014 00	VANCE COUNTY TAXES					324,804.01	99.71	65,236.07
	A ASSESSMENT	19,826,172.17	170,007.09	19,610,345.72				
	L LATE LISTING	2,000,300.00	22,100.00	1,957,757.89		171,729.08		44,097.37
	* YEAR TOTAL	37,614.91	19,555.75	24,182.53		31,167.50		11,374.61
	* YEAR TOTAL					6,932.36		6,500.02

VANCE COUNTY
 LEVY COLLECTED REPORT
 AS OF RUN DATE

REVENUE UNIT/YEAR

YEAR	REVENUE UNIT CHARGE TYPE	(A) LEVY ORIG/DISC	DISC BILLS INCL IN (A)	(B) LEVY PAID/DSCNTS	DISCOUNTS INCL IN (B)	(C) NET ABATEMENTS	B+C/A COLL %	LEVY OUTSTANDING
*	YEAR TOTAL	21,864,087.08	211,662.84	21,592,286.14		209,828.94	99.72	61,972.00
2015 00	VANCE COUNTY TAXES	20,460,290.21	920,421.25	19,765,530.14		633,712.18		61,047.89
A	ASSESSMENT	1,957,485.00	18,345.00	1,933,066.75		12,490.00		11,928.25
L	LATE LISTING	109,092.95	101,049.00	25,499.31		82,486.19		1,107.45
*	YEAR TOTAL	22,526,868.16	1,039,815.25	21,724,096.20		728,688.37	99.68	74,083.59
2016 00	VANCE COUNTY TAXES	20,199,939.22	322,317.42	19,822,390.60		217,171.00		160,377.62
A	ASSESSMENT	2,062,720.00	58,795.00	1,996,176.54		26,142.50		40,400.96
L	LATE LISTING	49,532.87	42,771.38	37,811.55		9,436.86		2,284.46
*	YEAR TOTAL	22,312,192.09	423,883.80	21,856,378.69		252,750.36	99.09	203,063.04
2017 00	VANCE COUNTY TAXES	20,528,473.74	180,311.12	20,232,421.60		104,924.29		191,127.85
A	ASSESSMENT	2,037,630.00	3,570.00	1,970,896.75		12,075.00		54,658.25
L	LATE LISTING	34,560.52	10,937.23	23,647.24		662.38		10,250.90
*	YEAR TOTAL	22,600,664.26	194,818.35	22,226,965.59		117,661.67	98.87	256,037.00
2018 00	VANCE COUNTY TAXES	20,990,546.58	124,350.57	20,461,389.95		115,516.96		413,639.67
A	ASSESSMENT	2,171,323.00	4,011.00	2,057,720.15		6,608.00		106,994.85
L	LATE LISTING	26,266.24	6,802.35	18,206.92		1,360.51		6,698.81
*	YEAR TOTAL	23,188,135.82	135,163.92	22,537,317.02		123,485.47	97.73	527,333.33
2019 00	VANCE COUNTY TAXES	21,052,851.47	140,132.29	16,381,111.60		37,779.98		4,633,959.89
A	ASSESSMENT	2,166,325.00	3,717.00	1,544,054.21		2,772.00		619,498.79
L	LATE LISTING	34,379.46	13,825.39	15,153.97		3,325.38		15,900.11
*	YEAR TOTAL	23,253,555.93	157,674.68	17,940,319.78		43,877.36	77.34	5,269,358.79
**	REV UNT TOT	286,929,799.05	3,260,370.14	277,122,769.49		3,122,059.98	97.68	6,684,969.58

VANCE COUNTY
 LEVY COLLECTED REPORT
 AS OF RUN DATE

REVENUE UNIT/YEAR

YEAR	REVENUE UNIT CHARGE TYPE	(A) LEVY ORIG/DISC	DISC BILLS INCL IN (A)	(B) LEVY PAID/DSCNTS	DISCOUNTS INCL IN (B)	(C) NET ABATEMENTS	B+C/A COLL %	LEVY OUTSTANDING
2002	12 FIRE DISTRICT TAXES	4,124.55		3,317.20		807.35		
*	YEAR TOTAL	4,124.55		3,317.20		807.35	100.00	
2003	12 FIRE DISTRICT TAXES	6,729.53		6,055.16		603.59		70.78
*	YEAR TOTAL	6,729.53		6,055.16		603.59	98.95	70.78
2004	12 FIRE DISTRICT TAXES	8,740.21	28.59	8,189.80		517.65		32.76
*	YEAR TOTAL	8,740.21	28.59	8,189.80		517.65	99.63	32.76
2005	12 FIRE DISTRICT TAXES	13,511.98		12,968.51		231.57		311.90
L	LATE LISTING			.20		.20-		
*	YEAR TOTAL	13,511.98		12,968.71		231.37	97.70	311.90
2006	12 FIRE DISTRICT TAXES	89,836.07	404.13	89,342.14		228.57		265.36
*	YEAR TOTAL	89,836.07	404.13	89,342.14		228.57	99.71	265.36
2007	12 FIRE DISTRICT TAXES	342,310.78	723.66	341,757.63		277.00		276.15
*	YEAR TOTAL	342,310.78	723.66	341,757.63		277.00	99.92	276.15
2008	12 FIRE DISTRICT TAXES	397,167.68	1,220.07	396,395.12		452.66		319.90
L	LATE LISTING			.21		.21-		
*	YEAR TOTAL	397,167.68	1,220.07	396,395.33		452.45	99.92	319.90
2009	12 FIRE DISTRICT TAXES	403,358.41	120.39	402,490.26		517.06		351.09
L	LATE LISTING			1.26		1.58-		.32
*	YEAR TOTAL	403,358.41	120.39	402,491.52		515.48	99.92	351.41
2010	12 FIRE DISTRICT TAXES	402,067.02	235.37	400,809.00		866.57		391.45
L	LATE LISTING			1.98		2.30-		.32
*	YEAR TOTAL	402,067.02	235.37	400,810.98		864.27	99.91	391.77
2011	12 FIRE DISTRICT TAXES	413,720.18	4,886.84	406,833.50		6,416.14		470.54

DATE 12/31/19
 TIME 17:59:43
 USER VNCARRIE

100 REAL AND LISTED PERSONAL
 REVENUE UNIT: ALL

VANCE COUNTY
 LEVY COLLECTED REPORT
 AS OF RUN DATE

REVENUE UNIT/YEAR

PAGE 13
 PROG# CL2237

YEAR	REVENUE UNIT CHARGE TYPE	(A) LEVY ORIG/DISC	DISC BILLS INCL IN (A)	(B) LEVY PAID/DSCNTS	DISCOUNTS INCL IN (B)	(C) NET ABATEMENTS	B+C/A COLL %	LEVY OUTSTANDING
	L LATE LISTING	1,123.56	859.87	680.24				
	* YEAR TOTAL	414,843.74	5,746.71	407,513.74		418.56		24.76
2012	12 FIRE DISTRICT TAXES	666,994.21	7,263.01	634,510.72		6,834.70	99.89	495.30
	L LATE LISTING	1,961.06	1,180.07	1,502.95		31,725.71		757.78
	* YEAR TOTAL	668,955.27	8,443.08	636,013.67		418.85		39.26
2013	12 FIRE DISTRICT TAXES	655,653.87	4,628.49	648,394.07		32,144.56	99.89	797.04
	L LATE LISTING	1,340.28	323.26	1,163.65		6,322.98		936.82
	* YEAR TOTAL	656,994.15	4,951.75	649,557.72		138.95		37.68
2014	12 FIRE DISTRICT TAXES	649,950.65	5,833.35	644,326.67		6,461.93	99.86	974.50
	L LATE LISTING	1,199.80	420.65	920.48		4,813.50		810.48
	* YEAR TOTAL	651,150.45	6,254.00	645,247.15		195.99		83.33
2015	12 FIRE DISTRICT TAXES	647,489.28	7,381.65	639,968.02		5,009.49	99.87	893.81
	L LATE LISTING	1,625.22	1,352.19	434.84		6,091.58		1,429.68
	* YEAR TOTAL	649,114.50	8,733.84	640,402.86		1,154.86		35.52
2016	12 FIRE DISTRICT TAXES	658,488.95	10,245.97	640,861.24		7,246.44	99.78	1,465.20
	L LATE LISTING	849.94	630.98	379.01		10,827.37		6,800.34
	* YEAR TOTAL	659,338.89	10,876.95	641,240.25		420.73		50.20
2017	12 FIRE DISTRICT TAXES	671,651.68	8,549.96	661,541.39		11,248.10	98.97	6,850.54
	L LATE LISTING	1,472.02	481.92	975.71		2,328.98		7,781.31
	* YEAR TOTAL	673,123.70	9,031.88	662,517.10		26.99		469.32
2018	12 FIRE DISTRICT TAXES	1,008,071.62	6,484.71	986,321.66		2,355.97	98.78	8,250.63
	L LATE LISTING	1,484.04	270.97	1,050.82		2,346.77		19,403.19
	* YEAR TOTAL	1,009,555.66	6,755.68	987,372.48		68.25		364.97
2019	12 FIRE DISTRICT TAXES	1,404,001.56	5,860.36	1,080,281.85		2,415.02	98.05	19,768.16
	L LATE LISTING	1,879.61	348.23	767.99		1,614.37		322,105.34
	* YEAR TOTAL	1,405,881.17	6,208.59	1,081,049.84		133.42		978.20
						1,747.79	77.02	323,083.54

DATE 12/31/19 100 REAL AND LISTED PERSONAL
 TIME 17:59:43 REVENUE UNIT: ALL
 USER VNCARRIE

VANCE COUNTY
 LEVY COLLECTED REPORT
 AS OF RUN DATE

REVENUE UNIT/YEAR

PAGE 14
 PROG# CL2237

YEAR	REVENUE UNIT CHARGE TYPE	(A) LEVY ORIG/DISC	DISC BILLS INCL IN (A)	(B) LEVY PAID/DSCNTS	DISCOUNTS INCL IN (B)	(C) NET ABATEMENTS	B+C/A COLL %	LEVY OUTSTANDING
**	REV UNT TOT	8,456,803.76	69,734.69	8,012,243.28		79,961.73	95.69	364,598.75
***	GROUP TOTAL	364,750,712.84	4,656,110.55	352,138,133.10		4,124,051.33	97.68	8,488,528.41

DATE 12/31/19
 TIME 17:59:43
 USER VNCARRIE

125 GAP VEHICLE BILLING
 REVENUE UNIT: ALL

VANCE COUNTY
 LEVY COLLECTED REPORT
 AS OF RUN DATE

REVENUE UNIT/YEAR

PAGE 15
 PROG# CL2237

YEAR	REVENUE UNIT CHARGE TYPE	(A) LEVY ORIG/DISC	DISC BILLS INCL IN (A)	(B) LEVY PAID/DSCNTS	DISCOUNTS INCL IN (B)	(C) NET ABATEMENTS	B+C/A COLL %	LEVY OUTSTANDING
2017 00	VANCE COUNTY TAXES	22,989.27		8,428.78		4,331.69		10,228.80
*	YEAR TOTAL	22,989.27		8,428.78		4,331.69	55.51	10,228.80
2018 00	VANCE COUNTY TAXES	66,330.10	66,330.10	19,313.60		6,240.24		40,776.26
*	YEAR TOTAL	66,330.10	66,330.10	19,313.60		6,240.24	38.53	40,776.26
2019 00	VANCE COUNTY TAXES	84,112.56	84,112.56	11,948.98		6,594.93		65,568.65
*	YEAR TOTAL	84,112.56	84,112.56	11,948.98		6,594.93	22.05	65,568.65
**	REV UNT TOT	173,431.93	150,442.66	39,691.36		17,166.86	32.79	116,573.71

DATE 12/31/19 125 GAP VEHICLE BILLING
 TIME 17:59:43 REVENUE UNIT: ALL
 USER VNCARRIE

VANCE COUNTY
 LEVY COLLECTED REPORT
 AS OF RUN DATE

REVENUE UNIT/YEAR

PAGE 19
 PROG# CL2237

YEAR	REVENUE UNIT CHARGE TYPE	(A) LEVY ORIG/DISC	DISC BILLS INCL IN (A)	(B) LEVY PAID/DSCNTS	DISCOUNTS INCL IN (B)	(C) NET ABATEMENTS	B+C/A COLL %	LEVY OUTSTANDING
2017 12	FIRE DISTRICT TAXES	840.29		334.74		146.16		359.39
*	YEAR TOTAL	840.29		334.74		146.16	57.24	359.39
2018 12	FIRE DISTRICT TAXES	2,770.77	2,770.77	828.78		317.54		1,624.45
*	YEAR TOTAL	2,770.77	2,770.77	828.78		317.54	41.38	1,624.45
2019 12	FIRE DISTRICT TAXES	5,045.00	5,045.00	719.85		336.54		3,988.61
*	YEAR TOTAL	5,045.00	5,045.00	719.85		336.54	20.94	3,988.61
**	REV UNT TOT	8,656.06	7,815.77	1,883.37		800.24	31.01	5,972.45
***	GROUP TOTAL	230,360.16	200,328.59	50,872.43		22,758.63	31.97	156,729.10

VANCE COUNTY
 LEVY COLLECTED REPORT
 AS OF RUN DATE

REVENUE UNIT/YEAR

YEAR	REVENUE UNIT CHARGE TYPE	(A) LEVY ORIG/DISC	DISC BILLS INCL IN (A)	(B) LEVY PAID/DSCNTS	DISCOUNTS INCL IN (B)	(C) NET B+C/A ABATEMENTS COLL %	LEVY OUTSTANDING
2003 00	VANCE COUNTY TAXES	77.41		74.57			
*	YEAR TOTAL	77.41		74.57		2.84	
2006 00	VANCE COUNTY TAXES	354,990.15		354,990.15		2.84 100.00	
*	YEAR TOTAL	354,990.15		354,990.15			
2007 00	VANCE COUNTY TAXES	559,394.08		559,394.08			100.00
L	LATE LISTING	12.67		12.67			
*	YEAR TOTAL	559,406.75		559,406.75			
2008 00	VANCE COUNTY TAXES	641,262.39		641,262.39			100.00
*	YEAR TOTAL	641,262.39		641,262.39			
2009 00	VANCE COUNTY TAXES	622,975.47		622,975.47			100.00
L	LATE LISTING	24.24		24.24			
*	YEAR TOTAL	622,999.71		622,999.71			
2010 00	VANCE COUNTY TAXES	605,674.17		605,674.17			100.00
*	YEAR TOTAL	605,674.17		605,674.17			
2011 00	VANCE COUNTY TAXES	609,356.48		609,356.48			100.00
*	YEAR TOTAL	609,356.48		609,356.48			
2012 00	VANCE COUNTY TAXES	607,921.29		607,921.29			100.00
*	YEAR TOTAL	607,921.29		607,921.29			
2013 00	VANCE COUNTY TAXES	608,310.46		608,310.46			100.00
*	YEAR TOTAL	608,310.46		608,310.46			
2014 00	VANCE COUNTY TAXES	609,191.68		609,191.68			100.00
*	YEAR TOTAL	609,191.68		609,191.68		100.00	

DATE 12/31/19 150 PUBLIC UTILITIES
 TIME 17:59:43 REVENUE UNIT: ALL
 USER VNCARRIE

VANCE COUNTY
 LEVY COLLECTED REPORT
 AS OF RUN DATE

REVENUE UNIT/YEAR

PAGE 21
 PROG# CL2237

YEAR	REVENUE UNIT CHARGE TYPE	(A) LEVY ORIG/DISC	DISC BILLS INCL IN (A)	(B) LEVY PAID/DSCNTS	DISCOUNTS INCL IN (B)	(C) NET ABATEMENTS	B+C/A COLL %	LEVY OUTSTANDING
2015 00	VANCE COUNTY TAXES	688,091.16	24.26	688,076.32				
*	YEAR TOTAL	688,091.16	24.26	688,076.32		1.58		13.26
2016 00	VANCE COUNTY TAXES	779,311.38		779,311.38		1.58	100.00	13.26
*	YEAR TOTAL	779,311.38		779,311.38				
2017 00	VANCE COUNTY TAXES	784,322.66		784,322.66			100.00	
L	LATE LISTING			60.52				
*	YEAR TOTAL	784,322.66		784,383.18		60.52-		
2018 00	VANCE COUNTY TAXES	802,318.43		802,318.43		60.52-	100.00	
*	YEAR TOTAL	802,318.43		802,318.43				
2019 00	VANCE COUNTY TAXES	888,627.43		138,746.87			100.00	
*	YEAR TOTAL	888,627.43		138,746.87				749,880.56
**	REV UNT TOT	9,161,861.55	24.26	8,412,023.83		56.10-	91.82	749,893.82

VANCE COUNTY
 LEVY COLLECTED REPORT
 AS OF RUN DATE

REVENUE UNIT/YEAR

YEAR	REVENUE UNIT CHARGE TYPE	(A) LEVY ORIG/DISC	DISC BILLS INCL IN (A)	(B) LEVY PAID/DSCNTS	DISCOUNTS INCL IN (B)	(C) NET ABATEMENTS	B+C/A COLL %	LEVY OUTSTANDING
2006 12	FIRE DISTRICT TAXES	7,269.34		7,269.34				
*	YEAR TOTAL	7,269.34		7,269.34				
2007 12	FIRE DISTRICT TAXES	9,800.62		9,800.62			100.00	
*	YEAR TOTAL	9,800.62		9,800.62				
2008 12	FIRE DISTRICT TAXES	10,987.24		10,987.24			100.00	
*	YEAR TOTAL	10,987.24		10,987.24				
2009 12	FIRE DISTRICT TAXES	10,969.95		10,969.95			100.00	
*	YEAR TOTAL	10,969.95		10,969.95				
2010 12	FIRE DISTRICT TAXES	10,818.60		10,818.60			100.00	
*	YEAR TOTAL	10,818.60		10,818.60				
2011 12	FIRE DISTRICT TAXES	11,212.98		11,212.98			100.00	
*	YEAR TOTAL	11,212.98		11,212.98				
2012 12	FIRE DISTRICT TAXES	17,464.01		17,464.01			100.00	
*	YEAR TOTAL	17,464.01		17,464.01				
2013 12	FIRE DISTRICT TAXES	17,835.77		17,835.77			100.00	
*	YEAR TOTAL	17,835.77		17,835.77				
2014 12	FIRE DISTRICT TAXES	18,076.29		18,076.29			100.00	
*	YEAR TOTAL	18,076.29		18,076.29				
2015 12	FIRE DISTRICT TAXES	21,895.14	1.06	21,894.47			100.00	
*	YEAR TOTAL	21,895.14	1.06	21,894.47				.67
2016 12	FIRE DISTRICT						100.00	.67

DATE 12/31/19 150 PUBLIC UTILITIES
 TIME 17:59:43 REVENUE UNIT: ALL
 USER VNCARRIE

VANCE COUNTY
 LEVY COLLECTED REPORT
 AS OF RUN DATE

REVENUE UNIT/YEAR

PAGE 27
 PROG# CL2237

YEAR	REVENUE UNIT CHARGE TYPE	(A) LEVY ORIG/DISC	DISC BILLS INCL IN (A)	(B) LEVY PAID/DSCNTS	DISCOUNTS INCL IN (B)	(C) NET ABATEMENTS	B+C/A COLL %	LEVY OUTSTANDING
	TAXES	24,653.10		24,653.10				
	* YEAR TOTAL	24,653.10		24,653.10				
2017 12	FIRE DISTRICT TAXES	24,951.20		24,951.20			100.00	
	L LATE LISTING			.75				
	* YEAR TOTAL	24,951.20		24,951.95			.75-	
2018 12	FIRE DISTRICT TAXES	37,572.73		37,572.73			.75-100.00	
	* YEAR TOTAL	37,572.73		37,572.73				
2019 12	FIRE DISTRICT TAXES	56,126.67		11,401.24			100.00	
	* YEAR TOTAL	56,126.67		11,401.24				44,725.43
**	REV UNIT TOT	279,633.64	1.06	234,908.29			20.32	44,725.43
							.75- 84.01	44,726.10
***	GROUP TOTAL	12,337,542.14	28.33	11,299,157.59			98.57- 91.59	1,038,483.12

VANCE COUNTY
 LEVY COLLECTED REPORT
 AS OF RUN DATE

REVENUE UNIT/YEAR

YEAR	REVENUE UNIT CHARGE TYPE	(A) LEVY ORIG/DISC	DISC BILLS INCL IN (A)	(B) LEVY PAID/DSCNTS	DISCOUNTS INCL IN (B)	(C) NET ABATEMENTS	B+C/A COLL %	LEVY OUTSTANDING
2000 00	VANCE COUNTY TAXES	51,147.03		15,739.14		35,307.78		100.11
*	YEAR TOTAL	51,147.03		15,739.14		35,307.78	99.81	100.11
2001 00	VANCE COUNTY TAXES	61,032.85		19,463.85		41,562.69		6.31
*	YEAR TOTAL	61,032.85		19,463.85		41,562.69	99.99	6.31
2002 00	VANCE COUNTY TAXES	64,790.81		28,623.03		36,167.78		
*	YEAR TOTAL	64,790.81		28,623.03		36,167.78	100.00	
2003 00	VANCE COUNTY TAXES	65,201.36		33,554.98		31,646.38		
*	YEAR TOTAL	65,201.36		33,554.98		31,646.38	100.00	
2004 00	VANCE COUNTY TAXES	79,393.27		49,371.22		30,022.05		
*	YEAR TOTAL	79,393.27		49,371.22		30,022.05	100.00	
2005 00	VANCE COUNTY TAXES	232,362.23		203,306.99		40.07		29,015.17
*	YEAR TOTAL	232,362.23		203,306.99		40.07	87.52	29,015.17
2006 00	VANCE COUNTY TAXES	1,709,684.20		1,680,632.07		264.42		28,787.71
L	LATE LISTING	.30-		.30-				
*	YEAR TOTAL	1,709,683.90		1,680,631.77		264.42	98.32	28,787.71
2007 00	VANCE COUNTY TAXES	2,672,490.30		2,644,474.63		1,550.06		26,465.61
*	YEAR TOTAL	2,672,490.30		2,644,474.63		1,550.06	99.01	26,465.61
2008 00	VANCE COUNTY TAXES	2,377,859.90		2,354,166.27		623.51		23,070.12
L	LATE LISTING	.03-		.03-				
*	YEAR TOTAL	2,377,859.87		2,354,166.24		623.51	99.03	23,070.12
2009 00	VANCE COUNTY TAXES	2,026,433.15		1,999,718.81		1,922.37		24,791.97
L	LATE LISTING	.02-		.02-				
*	YEAR TOTAL	2,026,433.13		1,999,718.79		1,922.37	98.78	24,791.97

DATE 12/31/19 200 REGISTERED VEHICLE
 TIME 17:59:43 REVENUE UNIT: ALL
 USER VNCARRIE

VANCE COUNTY
 LEVY COLLECTED REPORT
 AS OF RUN DATE

REVENUE UNIT/YEAR

PAGE 29
 PROG# CL2237

YEAR	REVENUE UNIT CHARGE TYPE	(A) LEVY ORIG/DISC	DISC BILLS INCL IN (A)	(B) LEVY PAID/DSCNTS	DISCOUNTS INCL IN (B)	(C) NET ABATEMENTS	B+C/A COLL %	LEVY OUTSTANDING
2010 00	VANCE COUNTY TAXES	1,794,422.05	3,658.97	1,744,647.73				
*	YEAR TOTAL	1,794,422.05	3,658.97	1,744,647.73		27,132.76		22,641.56
2011 00	VANCE COUNTY TAXES	2,231,343.97	11,437.28	2,157,859.07		27,132.76	98.74	22,641.56
*	YEAR TOTAL	2,231,343.97	11,437.28	2,157,859.07		49,341.36		24,143.54
2012 00	VANCE COUNTY TAXES	2,154,248.50	5,477.76	2,070,842.92		49,341.36	98.92	24,143.54
*	YEAR TOTAL	2,154,248.50	5,477.76	2,070,842.92		55,247.12		28,158.46
2013 00	VANCE COUNTY TAXES	1,319,211.80	5,342.72	1,265,785.11		55,247.12	98.70	28,158.46
*	YEAR TOTAL	1,319,211.80	5,342.72	1,265,785.11		29,954.81		23,471.88
2014 00	VANCE COUNTY TAXES	3,592.87	879.64	3,228.98		29,954.81	98.23	23,471.88
*	YEAR TOTAL	3,592.87	879.64	3,228.98		83.85		280.04
2015 00	VANCE COUNTY TAXES	310.14	310.14	291.18		83.85	92.21	280.04
*	YEAR TOTAL	310.14	310.14	291.18				18.96
**	REV UNIT TOT	16,843,524.08	27,106.51	16,271,705.63			93.89	18.96
						340,867.01	98.63	230,951.44

DATE 12/31/19 200 REGISTERED VEHICLE
 TIME 17:59:43 REVENUE UNIT: ALL
 USER VNCARRIE

VANCE COUNTY
 LEVY COLLECTED REPORT
 AS OF RUN DATE

REVENUE UNIT/YEAR

PAGE 36
 PROG# CL2237

YEAR	REVENUE UNIT CHARGE TYPE	(A) LEVY ORIG/DISC	DISC BILLS INCL IN (A)	(B) LEVY PAID/DSCNTS	DISCOUNTS INCL IN (B)	(C) NET ABATEMENTS	B+C/A COLL %	LEVY OUTSTANDING
2002	12 FIRE DISTRICT TAXES	727.43		385.85				
*	YEAR TOTAL	727.43		385.85		341.58		
2003	12 FIRE DISTRICT TAXES	1,378.08		786.42		341.58	100.00	
*	YEAR TOTAL	1,378.08		786.42		591.66		
2004	12 FIRE DISTRICT TAXES	1,770.44		1,170.00		591.66	100.00	
*	YEAR TOTAL	1,770.44		1,170.00		600.44		
2005	12 FIRE DISTRICT TAXES	5,276.33		4,703.94		600.44	100.00	
*	YEAR TOTAL	5,276.33		4,703.94		1.32		571.07
2006	12 FIRE DISTRICT TAXES	40,840.25		40,319.00		1.32	89.18	571.07
*	YEAR TOTAL	40,840.25		40,319.00		7.62		513.63
2007	12 FIRE DISTRICT TAXES	63,154.07		62,592.99		7.62	98.75	513.63
*	YEAR TOTAL	63,154.07		62,592.99		46.40		514.68
2008	12 FIRE DISTRICT TAXES	56,307.26		55,854.89		46.40	99.19	514.68
*	YEAR TOTAL	56,307.26		55,854.89		16.43		435.94
2009	12 FIRE DISTRICT TAXES	48,832.57		48,175.95		16.43	99.23	435.94
*	YEAR TOTAL	48,832.57		48,175.95		41.41		615.21
2010	12 FIRE DISTRICT TAXES	42,756.54	102.48	41,963.97		41.41	98.75	615.21
*	YEAR TOTAL	42,756.54	102.48	41,963.97		262.08		530.49
2011	12 FIRE DISTRICT TAXES	53,858.96	284.46	52,357.58		262.08	98.76	530.49
*	YEAR TOTAL	53,858.96	284.46	52,357.58		969.55		531.83
2012	12 FIRE DISTRICT TAXES					969.55	99.02	531.83

DATE 12/31/19 200 REGISTERED VEHICLE
TIME 17:59:43 REVENUE UNIT: ALL
USER VNCARRIE

VANCE COUNTY
LEVY COLLECTED REPORT
AS OF RUN DATE

REVENUE UNIT/YEAR

PAGE 38
PROG# CL2237

YEAR	REVENUE UNIT CHARGE TYPE	(A) LEVY ORIG/DISC	DISC BILLS INCL IN (A)	(B) LEVY PAID/DSCNTS	DISCOUNTS INCL IN (B)	(C) NET B+C/A ABATEMENTS COLL %	LEVY OUTSTANDING

****	GRAND TOTAL	398,854,987.15	4,889,841.93	384,229,514.29	4,620,155.39	97.50	10,005,317.47

DATE 12/31/19
 TIME 18:06:07
 USER VNCARRIE

CURR TAX YEAR: 2019

VANCE COUNTY
 TAX COLLECTIONS REPORT ALL RGCDs BY UNIT/YEAR
 DEPOSIT DATE RANGE 12/03/2019 THRU 12/31/2019
 YEAR RANGE 2000 THRU 2019

PAGE 1
 PROG# CL2223A

REVENUE UNIT: 00 VANCE COUNTY

YEAR	BEGINNING LEVY	ADDITIONS TO LEVY MTD	ADDITIONS YTD	DISCOUNTS AND RELEASES TO LEVY MTD	DISCOUNTS AND RELEASES YTD	ADJUSTED LEVY	COLLECTED MTD	COLLECTED YTD	ENDING BALANCE
2019	20,933,273.25	25,983.72	1,174,705.97	3,787.17	95,708.59	22,012,270.63	5,747,699.01	16,546,961.42	5,465,309.21
2018	724,569.80	104.13	1,957.90	249.43	4,424.35	722,103.35	42,921.65	260,988.61	461,114.74
2017	262,685.36	104.13	104.13	104.13	716.54	262,072.95	4,918.46	50,465.40	211,607.55
2016	182,566.53	104.13	104.13	104.13	871.44	181,799.22	2,712.32	19,137.14	162,662.08
2015	69,346.00	106.92	106.92	106.92	106.92	69,346.00	2,052.82	7,158.44	62,187.56
2014	55,260.45	106.92	106.92	106.92	106.92	55,260.45	1,246.91	4,383.02	50,877.43
2013	69,649.76			33.06	33.06	69,616.70	115.82	1,004.19	68,612.51
2012	58,125.10					58,125.10	164.05	1,098.75	57,026.35
2011	51,455.36					51,455.36	8.34	1,011.52	50,443.84
2010	38,370.30					38,370.30	21.35	492.34	37,877.96
2009	39,367.24				56.49	39,310.75		464.90	38,845.85
2008	37,706.76				58.81	37,647.95	85.75	509.64	37,138.31
2007	39,350.40				61.46	39,288.94	61.36	123.35	39,165.59
2006	40,633.47					40,633.47		121.35	40,512.12
2005	42,410.06					42,410.06			42,410.06
2004	937.40					937.40			937.40
2003	2,118.95					2,118.95			2,118.95
2002	390.90					390.90			390.90
2001	1,151.55					1,151.55			1,151.55
2000	724.23					724.23			724.23
TOTAL	22,650,092.87	26,509.95	1,177,085.97	4,491.76	102,144.58	23,725,034.26	5,802,007.84	16,893,920.07	6,831,114.19
CURRENT INTEREST & COLLECTORS FEES							836.28	3,373.24	
PRIOR INTEREST & COLLECTORS FEES							10,067.15	55,237.57	
TOTAL INTEREST & COLLECTORS FEES							10,903.43	58,610.81	

DATE 12/31/19
TIME 18:06:07
USER VNCARRIE

CURR TAX YEAR: 2019

VANCE COUNTY
TAX COLLECTIONS REPORT ALL RGCDS BY UNIT/YEAR
DEPOSIT DATE RANGE 12/03/2019 THRU 12/31/2019
YEAR RANGE 2000 THRU 2019

PAGE 2
PROG# CL2223A

REVENUE UNIT: 00 VANCE COUNTY

YEAR	BEGINNING LEVY	ADDITIONS TO LEVY MTD	ADDITIONS YTD	DISCOUNTS AND RELEASES TO LEVY MTD	DISCOUNTS AND RELEASES YTD	ADJUSTED LEVY	COLLECTED MTD	COLLECTED YTD	ENDING BALANCE
TOTAL PRIOR YEARS TAXES									
TOTAL TAXES & INTEREST & COLLECTORS FEES							54,308.83	346,958.65	
DISCOVERIES TAXES & INTEREST							5,812,911.27	16,952,530.88	
NET									
CURRENT YEAR PERCENTAGE 75.17							5,812,911.27	16,952,530.88	

DATE 12/31/19
 TIME 18:06:07
 USER VNCARRIE

CURR TAX YEAR: 2019

VANCE COUNTY
 TAX COLLECTIONS REPORT ALL RGCDS BY UNIT/YEAR
 DEPOSIT DATE RANGE 12/03/2019 THRU 12/31/2019
 YEAR RANGE 2000 THRU 2019

PAGE 9
 PROG# CL2223A

REVENUE UNIT: 12 FIRE DISTRICT

YEAR	BEGINNING LEVY	ADDITIONS TO LEVY MTD	ADDITIONS YTD	DISCOUNTS AND RELEASES TO LEVY MTD	DISCOUNTS AND RELEASES YTD	ADJUSTED LEVY	COLLECTED MTD	COLLECTED YTD	ENDING BALANCE
2019	1,399,672.58	1,734.16	70,678.78	271.77	5,382.85	1,464,968.51	352,313.56	1,093,170.93	371,797.58
2018	33,428.47	7.49	132.75	17.94	318.01	33,243.21	1,684.99	11,850.60	21,392.61
2017	10,625.32	5.15	5.15	5.15	35.42	10,595.05	183.23	1,985.03	8,610.02
2016	7,626.29	5.15	5.15	5.15	43.08	7,588.36	67.31	737.82	6,850.54
2015	1,726.62	5.40	5.40	5.40	5.40	1,726.62	30.36	259.79	1,466.83
2014	1,010.80	5.40	5.40	5.40	5.40	1,010.80	1.37	107.49	903.31
2013	1,768.08			1.69	1.69	1,766.39	1.15	12.55	1,753.84
2012	1,646.52					1,646.52	2.32	15.23	1,631.29
2011	1,035.16					1,035.16		8.03	1,027.13
2010	924.43					924.43	.71	2.17	922.26
2009	969.89				1.41	968.48		1.86	966.62
2008	760.37				1.74	758.63	2.79	2.79	755.84
2007	792.89				2.00	790.89		.06	790.83
2006	778.99					778.99			778.99
2005	882.97					882.97			882.97
2004	32.76					32.76			32.76
2003	70.78					70.78			70.78
2002									
2001									
TOTAL	1,463,752.92	1,762.75	70,832.63	312.50	5,797.00	1,528,788.55	354,287.79	1,108,154.35	420,634.20
CURRENT INTEREST & COLLECTORS FEES							38.22	170.77	
PRIOR INTEREST & COLLECTORS FEES							239.20	1,707.47	
TOTAL INTEREST & COLLECTORS FEES							277.42	1,878.24	
TOTAL PRIOR YEARS TAXES							1,974.23	14,983.42	

DATE 12/31/19
TIME 18:06:07
USER VNCARRIE

CURR TAX YEAR: 2019

VANCE COUNTY
TAX COLLECTIONS REPORT ALL RGCDS BY UNIT/YEAR
DEPOSIT DATE RANGE 12/03/2019 THRU 12/31/2019
YEAR RANGE 2000 THRU 2019

PAGE 10
PROG# CL2223A

REVENUE UNIT: 12 FIRE DISTRICT

YEAR	BEGINNING LEVY	ADDITIONS TO LEVY MTD	ADDITIONS YTD	DISCOUNTS AND RELEASES TO LEVY MTD	DISCOUNTS AND RELEASES YTD	ADJUSTED LEVY	COLLECTED MTD	COLLECTED YTD	ENDING BALANCE
TOTAL TAXES & INTEREST & COLLECTORS FEES									
DISCOVERIES TAXES & INTEREST							354,565.21	1,110,032.59	
NET									
CURRENT YEAR PERCENTAGE 74.62							354,565.21	1,110,032.59	

NORTH CAROLINA DIVISION OF VETERANS AFFAIRS

ACTIVITIES REPORTING FORM

County/District:		Vance #6										Year /Month		2020 JANUARY													
Date	Name	Correspondence Out			Request for Service (Telephone and In-Person)								Written Action Taken (claims & development)														
		Faxes/E-mail	Written	Other	Telephone Calls & In Person	OE/OIF 2003-Present	Gulf War 1990-1991	Vietnam 1964 -1975	Korea 1950-1955	WWII 1941-1946	Other/Peace Time	Widow/Other	4138-development and follow-up	Compensation	DIC	Appeals - NOD; Form 9	Veteran's Pension	Widow's Pension	EVR - 21-8416	Education and Scholarships	Department of Defense	Medical	North Carolina Benefits	Presentations and briefings	Miscellaneous		
30-Dec	"																										
31-Dec	"		1		3			1			2			1											3		
2-Jan	"			2	3																1			1			
3-Jan	"			1	2																						
6-Jan	"			1	8			2	1		2			3							1	1		3			
7-Jan	"																										
8-Jan	"		1	3	6	1		2			2			5													
9-Jan	"		1	1	5			2			3	1		1									1	2			
10-Jan	"	3	3	2	5			2	1		1	2		3									2				
13-Jan	"	1	1	2	6		1	3			3	2		3							1	1		2			
14-Jan	"	1	3	5	8	1	1	2	1					1								1		5			
15-Jan	"		1	1	1		1																				
16-Jan	"		1	1	3		1				2			1										2			
17-Jan	"	1	3	1	1						1																
21-Jan	"	1	1		1			1																1			
22-Jan	"																										
23-Jan	"																										
24-Jan	"	2	3	3	7	1	1	2			1			4										1			
27-Jan	"				7	1		3			3	2		3									2	2			
	"																										
TOTAL		9	19	23	66	4	5	20	3	0	20	7	0	25	0	0	0	0	0	0	0	0	0	3	8	0	22

Miscellaneous

APPOINTMENTS

February 3, 2020

Henderson Planning Board – three year term

Reappoint Arnold Bullock – appointed 03/2014

Henderson Zoning Board of Adjustments – three year term

Reappoint Arnold Bullock – appointed 12/2008

Gene Ayscue – appointed 02/1995

Vance County Planning Board – three year term

Reappoint Agnes Harvin – appointed 02/1997

Phyllis Stainback – appointed 02/1997

Farmers Market Advisory Committee

Reappoint Gene Matthews – appointed 01/2014

Gordon Wilder – appointed 01/2014

Appoint Calvin Adcock, Geraldine Jones, Pam Hester and Michelle Burgess to fill vacant positions. (See applications)

Tourism Development Authority

Appoint Alice Sallins to fill vacant position. (See application)

Kerr-Tar COG Regional Aging Advisory Board

Appoint Henry Crews and Donna Ebron to fill vacant positions. (See applications)



N.C. Cooperative Extension
Vance County Center
warren.ces.ncsu.edu

305 Young St.
Henderson, NC 27536
P: 252.438-8188

January 29, 2020

Kelly Grissom
Clerk to the Board of Commissioners
122 Young St., Suite B
Henderson, NC 27536

RE: Vance County Regional Farmers Market Advisory Board

Dear Ms. Grissom,

I am pleased to submit four applications from citizens who would like to serve on the Vance County Regional Farmers Market Advisory Board. Please bring these before the Vance County Board of Commissioners at the earliest opportunity. The applicants are:

- Calvin Adcock
- Geraldine Jones
- Pam Hester
- Michelle Burgess

I further request that Eugene ("Gene") Matthews be reappointed to serve another term. Although this will be his third term, his continued participation is vital as he is the authorized representative of the Vance County Farm Bureau. Finally, note that Gordon Wilder has completed his second three-year term as the representative of the Board of Commissioners. We would be pleased to have his continued participation, or would welcome a new appointee if that is preferred.

Please let me know if you need further information.

Kind regards,

A handwritten signature in black ink that reads "Paul McKenzie".

Paul McKenzie, Ag Extension Agent

Enclosures



**Application for Boards/Commissions/Committees
Vance County Board of Commissioners**

Please complete each section.

Full Name CALVIN ALEXANDER Adcock Date of Birth 7-23-1938

Home Address 360 COMMUNITY HOUSE Rd.

Home Phone 252-492-1896

Business Phone 252-492-1896 Email CALVINADCOCK@EMAIL.COM

Current Employer RETIRED

Job Title NA Years in current position NA

Duties _____

Other employment history US ARMY & GLASS PLANT

It is the Board of Commissioners' goal to maintain a balance of membership on its Boards/Commissions/Committees based on race, gender and district residency.

District No. _____

Male M Female _____

White W Black _____ Hispanic _____ Native America _____ Asian _____ Other _____

Board/Commission/Committee Applying For (list only one per form) ~~VCRFM~~ VCRFM ADVISORY BOARD

Why are you interested in serving on this Board/Commission/Committee? CURRENTLY A VCRFM VENDOR SELLING PRODUCE & AM INTERESTED IN HAVING INPUT INCE MAINTAINING A FUNCTIONAL FARMER MARKET

Generally, the Board desires to broaden participation on Boards/Commissions/Committees for as much citizen involvement as possible; therefore, a goal is to limit appointees to no more than 3 Boards/Commissions/Committees. Therefore, please list any other Boards/Commissions/Committees on which you currently serve:

EASTSIDE BAPTIST CHURCH DEACON BOARD & SMALL FARMER MARKET BOARD

DO NOT SUBMIT RESUMES/ATTACHMENTS

Interests/Skills/Areas of Expertise/Professional Organizations/Activities:

FRANK

Affirmation of Eligibility:

Has any formal charge of professional misconduct, criminal misdemeanor or felony ever been filed against you?

Yes _____ No If yes, please explain disposition: _____

Is there any conflict of interest or other matter that would create problems or prevent you from fairly and impartially discharging your duties as an appointee of the Board of Commissioners? Yes _____ No If yes, please explain:

I understand that any situation which may arise to cause conflict of interest may create serious ethical or legal implications if appropriate discretion is not exercised or responsible action is not taken.

I understand this application is public record and I certify that the facts contained in this application are true and correct to the best of my knowledge. I authorize and consent to background checks and to the investigation and verification of all statements contained herein as deemed appropriate. I further authorize all information concerning my qualifications to be investigated and release all parties from all liability for any damages that may result from this investigation. I understand and agree that any misstatement may be cause for my removal from any Board/Commission/Committee. I understand regular attendance to any Board/Commission/Committee is important and, accordingly, I further understand that if my attendance is less than the standards established for any such body that this is cause for removal. Lacking any written standards for attendance by any Board/Commission/Committee it is expected that I will attend at least 75% of all meetings during any one calendar year to maintain my seat on any Board/Commission/Committee to which I may be appointed. This form will remain on file in the Office of the Clerk and requests for updates will be sought prior to any consideration for reappointment (or future appointment) to any Board/Commission/Committee.

Signature: Calvin A. Adewole

Date: 1/28/2020

Form is invalid if not signed and dated.

Return completed form to:

Kelly H. Grissom
County Commissioners' Office
122 Young Street, Suite B
Henderson, NC 27536
Phone: (252)738-2003 Fax: (252) 738-2039

Application for Boards/Commissions/Committees
Vance County Board of Commissioners

Please complete each section.

Full Name Geraldine (Terri) Jones Date of Birth 1/11/1952

Home Address 1221 Pine Street Henderson, NC 27536

Home Phone 252-598-0701

Mobile Business-Phone 267-816-4947 Email blessjerri57@yahoo.com

Current Employer N/A (Retired)

Job Title _____ Years in current position 6 yrs.

Duties _____

Other employment history Director of Volunteer Services @ Mercy Corp.

It is the Board of Commissioners' goal to maintain a balance of membership on its Boards/Commissions/Committees based on race, gender and district residency.

District No. _____

Male _____ Female

White _____ Black Hispanic _____ Native America _____ Asian _____ Other _____

Board/Commission/Committee Applying For (list only one per form) Vance County Regional Farmers

Why are you interested in serving on this Board/Commission/Committee? Market Advisory Board

- ① To contribute in an advisory capacity to the operational functions of the VCRFM in accordance to the objectives adopted by the VCBOC.
- ② As a current vendor, to have advisory input into maintaining the family appropriate, pleasant atmosphere at the VCRFM

Generally, the Board desires to broaden participation on Boards/Commissions/Committees for as much citizen involvement as possible; therefore, a goal is to limit appointees to no more than 3 Boards/Commissions/Committees. Therefore, please list any other Boards/Commissions/Committees on which you currently serve:

DO NOT SUBMIT RESUMES/ATTACHMENTS

Interests/Skills/Areas of Expertise/Professional Organizations/Activities:

Crochet; Knitting; Sewing; Public Speaking; Writing; Religion;
Theology; Ordained Minister serving as Associate Pastor at
Ashley Grove Baptist Church

Affirmation of Eligibility:

Has any formal charge of professional misconduct, criminal misdemeanor or felony ever been filed against you?

Yes _____ No If yes, please explain disposition: _____

Is there any conflict of interest or other matter that would create problems or prevent you from fairly and impartially discharging your duties as an appointee of the Board of Commissioners? Yes _____ No If yes, please explain: _____

I understand that any situation which may arise to cause conflict of interest may create serious ethical or legal implications if appropriate discretion is not exercised or responsible action is not taken.

I understand this application is public record and I certify that the facts contained in this application are true and correct to the best of my knowledge. I authorize and consent to background checks and to the investigation and verification of all statements contained herein as deemed appropriate. I further authorize all information concerning my qualifications to be investigated and release all parties from all liability for any damages that may result from this investigation. I understand and agree that any misstatement may be cause for my removal from any Board/Commission/Committee. I understand regular attendance to any Board/Commission/Committee is important and, accordingly, I further understand that if my attendance is less than the standards established for any such body that this is cause for removal. Lacking any written standards for attendance by any Board/Commission/Committee it is expected that I will attend at least 75% of all meetings during any one calendar year to maintain my seat on any Board/Commission/Committee to which I may be appointed. This form will remain on file in the Office of the Clerk and requests for updates will be sought prior to any consideration for reappointment (or future appointment) to any Board/Commission/Committee.

Signature: Beralinda Jones

Date: 1/27/2020

Form is invalid if not signed and dated.

Return completed form to:

Kelly H. Grissom
County Commissioners' Office
122 Young Street, Suite B
Henderson, NC 27536
Phone: (252)738-2003 Fax: (252) 738-2039

Application for Boards/Commissions/Committees
Vance County Board of Commissioners

Please complete each section.

Full Name Pam Hester Date of Birth 05/03/1957
Home Address 918 Hedrick Drive, Henderson, NC 27537
Home Phone 252-213-4747
Business Phone 252-438-2222 Email phester@vancecounty.org
Current Employer Vance County Tourisr
Job Title Executive Director Years in current position 2
Duties Oversee Tourism Operations for Vance County

Other employment history ED of Families Living Violence Free , Main Street I

It is the Board of Commissioners' goal to maintain a balance of membership on its Boards/Commissions/Committees based on race, gender and district residency.

District No. _____

Male _____ Female

White Black _____ Hispanic _____ Native America _____ Asian _____ Other _____

Board/Commission/Committee Applying For (list only one per form) Farmers Market

Why are you interested in serving on this Board/Commission/Committee? _____

Living the farm life for 30 years definitely sparked the interest.

Farmer Market is a valuable selling point for tourism

Generally, the Board desires to broaden participation on Boards/Commissions/Committees for as much citizen involvement as possible; therefore, a goal is to limit appointees to no more than 3 Boards/Commissions/Committees. Therefore, please list any other Boards/Commissions/Committees on which you currently serve:

Vance County Arts Council, McGregor Hall

DO NOT SUBMIT RESUMES/ATTACHMENTS

Interests/Skills/Areas of Expertise/Professional Organizations/Activities:

Community Service, Arts, Family and Pets, The Lake and Beach, Events

Affirmation of Eligibility:

Has any formal charge of professional misconduct, criminal misdemeanor or felony ever been filed against you?

Yes _____ No _____ If yes, please explain disposition: _____

Is there any conflict of interest or other matter that would create problems or prevent you from fairly and impartially discharging your duties as an appointee of the Board of Commissioners? Yes _____ No _____ If yes, please explain: _____

I understand that any situation which may arise to cause conflict of interest may create serious ethical or legal implications if appropriate discretion is not exercised or responsible action is not taken.

I understand this application is public record and I certify that the facts contained in this application are true and correct to the best of my knowledge. I authorize and consent to background checks and to the investigation and verification of all statements contained herein as deemed appropriate. I further authorize all information concerning my qualifications to be investigated and release all parties from all liability for any damages that may result from this investigation. I understand and agree that any misstatement may be cause for my removal from any Board/Commission/Committee. I understand regular attendance to any Board/Commission/Committee is important and, accordingly, I further understand that if my attendance is less than the standards established for any such body that this is cause for removal. Lacking any written standards for attendance by any Board/Commission/Committee it is expected that I will attend at least 75% of all meetings during any one calendar year to maintain my seat on any Board/Commission/Committee to which I may be appointed. This form will remain on file in the Office of the Clerk and requests for updates will be sought prior to any consideration for reappointment (or future appointment) to any Board/Commission/Committee.

Signature: 

Date: 1-28-2020

Form is invalid if not signed and dated.

Return completed form to:

Kelly H. Grissom
County Commissioners' Office
122 Young Street, Suite B
Henderson, NC 27536
Phone: (252)738-2003 Fax: (252) 738-2039

**Application for Boards/Commissions/Committees
Vance County Board of Commissioners**

Please complete each section.

Full Name Michele Burgess Date of Birth 10-13-57
Home Address 6876 NC Hwy 39 South, Henderson NC 27537
Home Phone 252-492-8259
Business Phone 252-438-8414 Email michele.burgess@yahoo.com
Current Employer Henderson-Vance County Chamber of Commerce
Job Title President Years in current position 6 months

Duties Operation of business association - economic development, community development, and business growth.

Other employment history 12 years previous with H-V Chamber, Vance County Board of Education, Stella & Dot Social Sales Company

It is the Board of Commissioners' goal to maintain a balance of membership on its Boards/Commissions/Committees based on race, gender and district residency.

District No. 3

Male _____ Female

White Black _____ Hispanic _____ Native America _____ Asian _____ Other _____

Board/Commission/Committee Applying For (list only one per form) Farmer's Market

Why are you interested in serving on this Board/Commission/Committee? Was asked by Paul McKenzie, as a

Chamber of Commerce representative, our family is very familiar with

Farmer's Market - have been selling our Burgess Farms sweet corn there since it opened.

Generally, the Board desires to broaden participation on Boards/Commissions/Committees for as much citizen involvement as possible; therefore, a goal is to limit appointees to no more than 3 Boards/Commissions/Committees. Therefore, please list any other Boards/Commissions/Committees on which you currently serve:

DO NOT SUBMIT RESUMES/ATTACHMENTS

Interests/Skills/Areas of Expertise/Professional Organizations/Activities:

Affirmation of Eligibility:

Has any formal charge of professional misconduct, criminal misdemeanor or felony ever been filed against you?

Yes _____ No _____ If yes, please explain disposition: _____

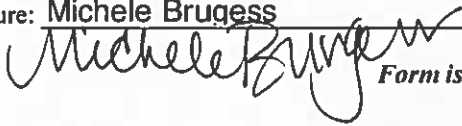
Is there any conflict of interest or other matter that would create problems or prevent you from fairly and impartially discharging your duties as an appointee of the Board of Commissioners? Yes _____ No _____ If yes, please explain:

I understand that any situation which may arise to cause conflict of interest may create serious ethical or legal implications if appropriate discretion is not exercised or responsible action is not taken.

I understand this application is public record and I certify that the facts contained in this application are true and correct to the best of my knowledge. I authorize and consent to background checks and to the investigation and verification of all statements contained herein as deemed appropriate. I further authorize all information concerning my qualifications to be investigated and release all parties from all liability for any damages that may result from this investigation. I understand and agree that any misstatement may be cause for my removal from any Board/Commission/Committee. I understand regular attendance to any Board/Commission/Committee is important and, accordingly, I further understand that if my attendance is less than the standards established for any such body that this is cause for removal. Lacking any written standards for attendance by any Board/Commission/Committee it is expected that I will attend at least 75% of all meetings during any one calendar year to maintain my seat on any Board/Commission/Committee to which I may be appointed. This form will remain on file in the Office of the Clerk and requests for updates will be sought prior to any consideration for reappointment (or future appointment) to any Board/Commission/Committee.

Signature: Michele Brugess _____

Date: 1-28-2020 _____



Form is invalid if not signed and dated.

Return completed form to:

Kelly H. Grissom
County Commissioners' Office
122 Young Street, Suite B
Henderson, NC 27536
Phone: (252)738-2003 Fax: (252) 738-2039

**Application for Boards/Commissions/Committees
Vance County Board of Commissioners**

Please complete each section.

Full Name Alice Clark Sallins Date of Birth 10/13/1954

Home Address 108 Quail Ridge, Henderson, NC 27536

Home Phone 252 492-3376

Business Phone 252 767-4579 Email alicevc2002@yahoo.com

Current Employer Vance County Arts Council

Job Title Executive Director Years in current position 15

Duties Grant writing, overseeing daily duties of the council, scheduling community programming
Seeking operating funds, overseeing Emrose Gallery,

Other employment history Career teacher Vance County Schools 33 years

It is the Board of Commissioners' goal to maintain a balance of membership on its Boards/Commissions/Committees based on race, gender and district residency.

District No. _____

Male _____ Female

White _____ Black Hispanic _____ Native America _____ Asian _____ Other _____

Board/Commission/Committee Applying For (list only one per form) Vance County Tourism Board

Why are you interested in serving on this Board/Commission/Committee? To help promote Vance
County as a positive destination to live and enjoy various events.

Generally, the Board desires to broaden participation on Boards/Commissions/Committees for as much citizen involvement as possible; therefore, a goal is to limit appointees to no more than 3 Boards/Commissions/Committees. Therefore, please list any other Boards/Commissions/Committees on which you currently serve:

Henderson Vance Downtown Development Comm., McGregor Hall Board of Directors

DO NOT SUBMIT RESUMES/ATTACHMENTS

Interests/Skills/Areas of Expertise/Professional Organizations/Activities:

The arts, organizing programs, North Carolina Association of Educators, Arts Council of NC,

Affirmation of Eligibility:

Has any formal charge of professional misconduct, criminal misdemeanor or felony ever been filed against you?

Yes _____ No X If yes, please explain disposition: _____

Is there any conflict of interest or other matter that would create problems or prevent you from fairly and impartially discharging your duties as an appointee of the Board of Commissioners? Yes _____ No X If yes, please explain: _____

I understand that any situation which may arise to cause conflict of interest may create serious ethical or legal implications if appropriate discretion is not exercised or responsible action is not taken.

I understand this application is public record and I certify that the facts contained in this application are true and correct to the best of my knowledge. I authorize and consent to background checks and to the investigation and verification of all statements contained herein as deemed appropriate. I further authorize all information concerning my qualifications to be investigated and release all parties from all liability for any damages that may result from this investigation. I understand and agree that any misstatement may be cause for my removal from any Board/Commission/Committee. I understand regular attendance to any Board/Commission/Committee is important and, accordingly, I further understand that if my attendance is less than the standards established for any such body that this is cause for removal. Lacking any written standards for attendance by any Board/Commission/Committee it is expected that I will attend at least 75% of all meetings during any one calendar year to maintain my seat on any Board/Commission/Committee to which I may be appointed. This form will remain on file in the Office of the Clerk and requests for updates will be sought prior to any consideration for reappointment (or future appointment) to any Board/Commission/Committee.

Signature: Alice Clark Salter

Date: 1/17/2020

Form is invalid if not signed and dated.

Return completed form to:

Kelly H. Grissom
County Commissioners' Office
122 Young Street, Suite B
Henderson, NC 27536
Phone: (252)738-2003 Fax: (252) 738-2039

Diane Cox
Executive Director

January 27, 2020

**Member
Governments**

Mr. Gordon Wilder
Vance County Commissioner
122 Young Street, Suite B
Henderson, NC 27537

COUNTIES

Franklin
Granville
Person
Vance
Warren

Dear Chairman Wilder:

The Kerr Tar Regional Council of Governments Area Agency on Aging Regional Aging and Advisory Committee (RAAC) has had three vacancies in Vance County for quite some time. I recently received applications from two potential members, and offer our support for adding both individuals to represent Vance County on the RAAC. We request that this matter be added to the next Commissioners' meeting agenda for approval. Their applications are attached.

MUNICIPALITIES

Bunn
Butner
Creedmoor
Franklinton
Henderson
Kittrell
Louisburg
Macon
Middleburg
Norlina
Oxford
Roxboro
Stem
Stovall
Warrenton
Youngsville

Mr. Henry B. Crews is a local businessman who is passionate about local food resources and supporting Vance County's older adults. He is an innovator who is the Executive Director of Green Rural Redevelopment Organization, Inc. (GRRO), based in Henderson. If you haven't had an opportunity to visit his local garden and talk about his various initiatives, you may well enjoy that conversation.

Our second recommendation is for Ms. Donna Ebron, who has managed Heritage Homes, a local senior community in Henderson, for ten years. Ms. Ebron is an energetic and engaged business professional who has been a long-term advocate for older adults in NC, and is an accomplished motivational speaker and author. Her participation in RAAC would benefit the entire committee. She has served Vance County for many years, but does not live in the region. Given her qualifications and enduring commitment to Vance County, we request a waiver of the requirement that a RAAC member live in the county they represent.

According to RAAC Bylaws, appointments to fill vacancies on the council are made by the Standing Nominating Committee of the RAAC and are subject to approval by the County Commissioners and the Council. The RAAC consists of thirty members- six from each of the five counties in the region. The council advises the Area Agency on Aging to: 1.) develop and administer the Area Plan, 2.) conduct public hearings, 3.) represent the interest of older persons, and 4.) review and comment on all community policies, programs, and activities which affect older persons.

We appreciate your continued support for the Area Agency on Aging and the older adults in Vance County.

Sincerely,

Nancy Francis, Director, Area Agency on Aging
Kerr Tar Regional Council of Governments
252-436-2040 (p)
nfrancis@kerrtarco.org
/attachments

cc: Vance County Manager
Vance County Dept. on Aging Director

**Application for Boards/Commissions/Committees
Vance County Board of Commissioners**

Please complete each section.

Full Name Henry B. Crews Date of Birth 02/06/1949

Home Address 424 Hamilton St. Henderson, NC 27536

Home Phone 252-430-0016

Business Phone 773-547-3333 Email henryc4242@hotmail.com

Current Employer Green Rural Redevelopment Organization, Inc.

Job Title Executive Director Years in current position 8

Duties Lead programming, staffing, funding and services for a 501(c)(3) organization that focuses on economic development, alleviating food insecurity, and healthy nutrition for residents in the Kerr-Tar area

Other employment history Business Owner

It is the Board of Commissioners' goal to maintain a balance of membership on its Boards/Commissions/Committees based on race, gender and district residency.

District No. 4

Male Female

White Black Hispanic Native America Asian Other

Board/Commission/Committee Applying For (list only one per form) Regional Aging Advisory Committee

Why are you interested in serving on this Board/Commission/Committee?

I have a genuine interest in the concerns of seniors in my area. My energy and knowledge of food and wellness to positively impact the senior members of our community will help to address critical issues in our lives. My experience with organizational structuring, programming and funding will serve the committee well, and help to access more resources for programming to serve the older residents of this area.

Generally, the Board desires to broaden participation on Boards/Commissions/Committees for as much citizen involvement as possible; therefore, a goal is to limit appointees to no more than 3 Boards/Commissions/Committees. Therefore, please list any other Boards/Commissions/Committees on which you currently serve:

Farm Service Administration Advisory Board

DO NOT SUBMIT RESUMES/ATTACHMENTS



Regional Aging Advisory Committee Membership Form

Name: Henry B. Crews

Term: _____

Mailing Address: 424 Hamilton St. Henderson, NC 27536

County of Residence: Vance County

Phone: 773-547-3333

E-mail: henryc4242@Hotmail.com

Date of Birth: 02/06/1949

Employment Status (working, retired, etc. and field of current or former employment):

FT Employed: Executive Director, Green Rural Redevelopment Organization, Inc.

Why are you interested in serving on the Regional Aging and Advisory Committee?

I have a genuine interest in the concerns of seniors in my area. My energy and knowledge of food and wellness to positively impact the senior members of our community will help to address critical issues in our lives. My experience with organizational structuring, programming and funding will serve the committee well, and help to access more resources for programming to serve the older residents of this area.

Kerr-Tar Area Agency on Aging Regional Aging and Advisory Committee Job Description

Title: Regional Aging and Advisory Committee (RAAC)

OBJECTIVE: RAAC members serve as the advisory body to the Area Agency on Aging (AAA) as required by the Older Americans Act of 1965, As Amended, and further modified by the North Carolina Division of Aging and Adult Services. RAAC advises the AAA and its parent body, the Kerr-Tar Council of Governments, concerning aging matters. It shall:

- Assist with the development and implementation of the Area Plan
- Conduct public meetings on aging matters
- Review and comment on community policies, programs and actions that affect older persons in the region

RESPONSIBILITIES:

1. Attend the quarterly RAAC meetings in February, May, August and November.
*A RAAC member will be terminated for failure to attend three consecutive meetings without reasonable cause.
2. Become knowledgeable about the North Carolina, and Kerr-Tar aging network.
3. Be aware of the needs and issues of the older adults in his/her respective county.
4. Become knowledgeable of pertinent issues facing Kerr-Tar's aging network.
5. Serve on sub-committees as necessary to fulfill the responsibilities of the RAAC.
6. Advocate with local and state public officials on the behalf of older adults.

QUALIFICATIONS:

1. Genuine interest and concern for the aging population of the region.
2. Commitment and time to complete the responsibilities of this position.
3. Willingness to talk with public officials, and others, about needs/issues/concerns affecting older adults in North Carolina.

**Application for Boards/Commissions/Committees
Vance County Board of Commissioners**

Please complete each section.

Full Name Donna Ebron Date of Birth 11/16/1958

Home Address 204 Carrington Drive, Knightdale, NC 27545

Home Phone 919-614-0948

Business Phone 252-492-9091 Email Donna.Ebron@rpmmanaged.com

Current Employer Salem Senior Housing

Job Title Regional Service Coordinator Years in current position 10

Duties Oversee all the service coordinators in our division through out 14 counties in North Carolina.
Providing resources to the elderly so they can age in place with decent and affordable housing.

Other employment history Passage Homes, working with homeless population for 9 years

It is the Board of Commissioners' goal to maintain a balance of membership on its Boards/Commissions/Committees based on race, gender and district residency.

District No. _____

Male _____ Female

White _____ Black Hispanic _____ Native America _____ Asian _____ Other _____

Board/Commission/Committee Applying For (list only one per form) RAAC

Why are you interested in serving on this Board/Commission/Committee? Working directly with 16 properties

and being part of the RAAC has the power to allow the voices of the elderly to be heard. One interest is assist with prevent predatory encounters in Vance county.

Join RAAC in their current efforts to improve our community and continue my passion to protect the disadvantaged.

Generally, the Board desires to broaden participation on Boards/Commissions/Committees for as much citizen involvement as possible; therefore, a goal is to limit appointees to no more than 3 Boards/Commissions/Committees. Therefore, please list any other Boards/Commissions/Committees on which you currently serve:

DO NOT SUBMIT RESUMES/ATTACHMENTS

Interests/Skills/Areas of Expertise/Professional Organizations/Activities:

North Carolina Association Of Volunteer Administration (Board of Director for 5 years), American Association of Service Coordinators (Member 9 years)

Wake County Homeless Task Force, and Seasonal Meals. Coordinates events, motivational speaker, trainer, managed volunteers, and

military training (direct, detailed, orderly), author of 4 books.

Affirmation of Eligibility:


Has any formal charge of professional misconduct, criminal misdemeanor or felony ever been filed against you?

Yes _____ No _____ If yes, please explain disposition: _____

Is there any conflict of interest or other matter that would create problems or prevent you from fairly and impartially discharging your duties as an appointee of the Board of Commissioners? Yes _____ No _____ If yes, please explain: _____

I understand that any situation which may arise to cause conflict of interest may create serious ethical or legal implications if appropriate discretion is not exercised or responsible action is not taken.

I understand this application is public record and I certify that the facts contained in this application are true and correct to the best of my knowledge. I authorize and consent to background checks and to the investigation and verification of all statements contained herein as deemed appropriate. I further authorize all information concerning my qualifications to be investigated and release all parties from all liability for any damages that may result from this investigation. I understand and agree that any misstatement may be cause for my removal from any Board/Commission/Committee. I understand regular attendance to any Board/Commission/Committee is important and, accordingly, I further understand that if my attendance is less than the standards established for any such body that this is cause for removal. Lacking any written standards for attendance by any Board/Commission/Committee it is expected that I will attend at least 75% of all meetings during any one calendar year to maintain my seat on any Board/Commission/Committee to which I may be appointed. This form will remain on file in the Office of the Clerk and requests for updates will be sought prior to any consideration for reappointment (or future appointment) to any Board/Commission/Committee.

Signature: 

Date: 1/20/2020

Form is invalid if not signed and dated.

Return completed form to:

Kelly H. Grissom
County Commissioners' Office
122 Young Street, Suite B
Henderson, NC 27536
Phone: (252)738-2003 Fax: (252) 738-2039

RESOLUTION
by the
Vance County Board of Commissioners
Changing the Date of the March 2020 Commissioners' Meeting

WHEREAS, the Vance County Board of Commissioners normally holds its regular meetings on the first Monday of each month at 6:00 p.m.; and

WHEREAS, North Carolina General Statute 153A-40 provides that in the event the Board of Commissioners desires to change the date and time of a regular meeting, that the Board may do so by adopting a resolution at least ten (10) days before such meeting; and

WHEREAS, the Vance County Board of Commissioners desires to change its regular meeting scheduled for Monday, March 2, 2020 at 6:00 p.m. to Monday, March 9, 2020 at 6:00 p.m.

NOW, THEREFORE, BE IT RESOLVED by the Vance County Board of Commissioners that it does hereby change its regular meeting date from March 2, 2020 at 6:00 p.m. to March 9, 2020 at 6:00 p.m. at the usual place, the Commissioners' Conference Room, Vance County Administration Building, Henderson, NC.

BE IT FURTHER RESOLVED that a copy of this resolution is to be posted on the Administration Building bulletin board, and the news media within Vance County is to be made aware of this change.

This, the 3rd day of February, 2020

Gordon Wilder, Chairman