

## AGENDA

**VANCE COUNTY BOARD OF COMMISSIONERS**

***May 4, 2015***

## Invocation

**Rev. Jessie Matthews**

## South Henderson Pentecostal Holiness Church

## Board of Equalization and Review

*at the time the agenda was prepared, no one had signed up to appeal*

**6:00 p.m. - 8:00 p.m.**

- |     |                                                                                                                                                                                                           |                                                                                            |
|-----|-----------------------------------------------------------------------------------------------------------------------------------------------------------------------------------------------------------|--------------------------------------------------------------------------------------------|
| 2.  | Public Hearing - (following tax appeals)                                                                                                                                                                  | David C. Beck, Finance Director<br>Debt Refinancing                                        |
| 3.  | Appointment 6:30 p.m.                                                                                                                                                                                     | Education Committee Report<br>Carver Elementary - Multi-purpose Room                       |
| 4.  | Appointment 6:45 p.m.                                                                                                                                                                                     | Tom Fransen, NC Division of Water Resources<br>Interbasin Transfer Request Update          |
| 5.  | Appointment 7:00 p.m.                                                                                                                                                                                     | Robert M. Murphy, Interim County Manager<br>Presentation of Proposed Budget for FY 2014-15 |
| 6.  | Appointment 7:15 p.m.                                                                                                                                                                                     | George Vital and Edward Gregory, USDA<br>Letter of Conditions - Farmers Market             |
| 7.  | Appointment 7:30 p.m.                                                                                                                                                                                     | Porcha Brooks, Tax Administrator<br>Untimely Exemption Applications                        |
| 8.  | Public Comments (for those registered to speak by 5:45 p.m. - speakers are limited to five minutes)                                                                                                       |                                                                                            |
| 9.  | <u>Water District Board</u><br>a. Water Planning Committee Report                                                                                                                                         |                                                                                            |
| 10. | <u>Committee Reports and Recommendations</u><br>a. Human Resources Committee<br>b. Public Safety Committee<br>c. Reval Ad Hoc Committee<br>d. Properties Committee<br>e. Planning/Environmental Committee |                                                                                            |
| 11. | <u>Interim County Manager's Report</u><br>a. Ambulance Franchise Modification<br>b. Resolution - WWII Merchant Mariners                                                                                   |                                                                                            |

- 12.    Consent Agenda Items**
  - a.       Budget Transfer**
  - b.       Tax Refunds and Releases**
  - c.       Ambulance Charge-Offs**
  - d.       Monthly Reports**
  - e.       Minutes**
  
- 13.    Miscellaneous**
  - a.       Appointment**
  
- 14.    Closed Session**
  - a.       Legal Matters**
  - b.       Personnel Matters**

# ***AGENDA APPOINTMENT FORM***

*May 4, 2015*

***Name:*** David Beck, Finance Director

***Name of Organization:***

***Purpose of appearance:*** Public Hearing - Debt Refinancing

***Request of Board:*** a. Approve Refinancing Resolution  
b. Select BB&T for Refinancing

## **NOTICE OF PUBLIC HEARING**

The Board of Commissioners for the County of Vance, North Carolina (the “County”) has determined to consider whether to enter into an installment financing agreement (the “Agreement”) pursuant to Section 160A-20 of the General Statutes of North Carolina obligating the County to make installment payments thereunder in a principal amount not to exceed \$13,000,000, plus interest thereon. The Agreement is for the purpose of (a) financing the cost of various community college improvements for the County (collectively, the “Project”) and (b) refinancing one or more existing installment financing agreements entered into for the purpose of financing various school improvements and other infrastructure improvements for the County (collectively, the “Prior Projects”). To secure its obligations under the Agreement, the County will grant a lien on all or a portion of the sites of the Project and the Prior Projects, together with any improvements or fixtures located or to be located thereon.

Section 160A-20(g) of the General Statutes of North Carolina requires that the County hold a public hearing prior to entering into the Agreement. If the Board of Commissioners for the County so determines, an application will be submitted to the Local Government Commission of North Carolina for approval of the Agreement.

Please take notice that the Board of Commissioners for the County will conduct a public hearing in the Commissioners’ Meeting Room in the Vance County Administration Building located at 122 Young Street in Henderson, North Carolina at 6:00 p.m. on May 4, 2015 at which time any person may be heard regarding the proposed Agreement described above.

Any person wishing to comment in writing regarding the proposed Agreement should do so prior to May 4, 2015 to the County of Vance, North Carolina, 122 Young Street, Henderson, North Carolina 27536, Attention: Kelly H Grissom, Clerk to the Board of Commissioners.

Kelly H. Grissom  
Clerk to the Board of Commissioners for the  
County of Vance, North Carolina

The Board of Commissioners for the County of Vance, North Carolina, met in a regular meeting in Commissioners' Meeting Room at the Vance County Administration Building located at 122 Young Street in Henderson, North Carolina at 6:00 p.m. on May 4, 2015.

Present: Chairman Archie B. Taylor, Jr., presiding, and Commissioners

---

Absent: Commissioners

---

Also present: \_\_\_\_\_

---

\* \* \* \* \*

The Chairman announced that this was the hour and day of the public hearing on a proposed installment financing agreement to be entered into by the County of Vance, North Carolina (the "County") pursuant to Section 160A-20 of the General Statutes of North Carolina in an amount not to exceed \$13,000,000 for the purpose of (a) financing the County's share of the cost of various community college improvements for the Vance-Granville Community College in an amount of approximately \$1,000,000 (collectively, the "Project") and (b) refinancing one or more existing installment financing agreements entered into for the purpose of financing various school improvements and improvements to the County jail facility (collectively, the "Prior Projects"). To secure its obligations under the Agreement, the County will grant a lien on all or a portion of the sites of the Project and the Prior Projects, together with any improvements or fixtures located or to be located thereon.

The Chairman acknowledged due publication of a notice of public hearing in a newspaper with general circulation in said County as required by Section 160A-20 of the General Statutes of North Carolina and directed the Clerk to the Board to attach the affidavit showing publication in said newspaper on a date at least ten (10) days prior to the date hereof as Exhibit A hereto.

The Chairman then announced that the Board of Commissioners would immediately hear anyone who might wish to be heard on the advisability of the proposed Project, financing or acquisition as described above.

A list of any persons making comments and a summary of such comments are attached as Exhibit B hereto.

All statements and comments were duly considered by the Board of Commissioners.

Thereupon, Commissioner \_\_\_\_\_ introduced the following resolution the title of which was read and copies of which had been distributed to each Commissioner:

**RESOLUTION MAKING CERTAIN FINDINGS AND DETERMINATIONS REGARDING THE FINANCING AND REFINANCING OF CERTAIN IMPROVEMENTS FOR THE COUNTY PURSUANT TO AN INSTALLMENT FINANCING AGREEMENT AND REQUESTING THE LOCAL GOVERNMENT COMMISSION TO APPROVE THE FINANCING ARRANGEMENT**

BE IT RESOLVED by the Board of Commissioners (the “Board”) for the County of Vance, North Carolina (the “County”) as follows:

Section 1. The Board does hereby find and determine as follows:

(a) Vance-Granville Community College requires certain capital improvements to its facilities and the cost to the County for its share of the improvements is approximately \$1,000,000. In addition, the County has previously entered into installment financing agreements entered into for the purpose of financing various school improvements and improvements to the County jail facility, and under current market conditions, the County may be able to realize debt service savings by refinancing such obligations.

(c) After due consideration, the County has determined to consider entering into an installment financing agreement (the “Agreement”) in the aggregate principal amount not to exceed \$13,000,000 for the purpose of (a) financing the County’s share of the cost of various community college improvements for the Vance-Granville Community College in an amount of approximately \$1,000,000 (collectively, the “Project”) and (b) refinancing one or more existing installment financing agreements entered into for the purpose of financing various school improvements and improvements to the County jail facility (collectively, the “Prior Projects”). The final determination as to whether to refinance the County’s obligations under all of the existing agreements or only certain of those agreements will be based on responses to a request for proposals the County has circulated to potential lenders.

(c) If the County proceeds with all or some part of the financing and refinancing, the County will enter into the Agreement with a financial institution to be selected by the County with the advice of the County’s financial advisor (the “Lender”), pursuant to which the Lender will advance to the County amounts sufficient to pay the costs of financing the Project and refinancing the Prior Projects, and the County will repay the advancement in installments (the “Installment Payments”).

(d) In order to secure the Installment Payments, the Agreement will grant a lien on all or some part of the Prior Projects.

(e) It is in the best interest of the County to enter into the Agreement in that such transaction will result in providing financing for such Project in an efficient and cost effective manner.

(f) Entering into the Agreement is preferable to a general obligation bond and revenue bond issue in that (i) the County does not have the constitutional authority to issue non-voted general obligation bonds pursuant to Article V, Section 4 of the North Carolina Constitution

because the County has not retired a sufficient amount of debt in the preceding fiscal year to issue a sufficient amount of general obligation bonds for the Project without an election; (ii) the nature of the financing does not allow for the issuance of revenue bonds; (iii) the cost of the Project exceeds the amount to be prudently provided from currently available appropriations and unappropriated fund balances; (iv) the circumstances existing require that funds be available to commence construction of the Project as soon as practicable and the time required for holding an election for the issuance of voted general obligation bonds pursuant to Article V, Section 4 of the North Carolina Constitution and the Local Government Bond Act will delay the commencement of construction of the Project by several months; and (v) there can be no assurances that the Project will be approved by the voters and the necessity of such Project dictates that the Project be financed by a method that assures that such Project will be constructed in an expedient manner.

(g) It has been determined by the Board that the cost of financing the Project through an installment financing agreement is reasonably comparable to the costs of issuing general obligation bonds or other available methods of financing and is acceptable to the Board.

(h) Counsel to the County will render an opinion to the effect that the proposed undertaking as described above is authorized by law and is a purpose for which public funds may be expended pursuant to the Constitution and laws of the State of North Carolina.

(i) The debt management policies of the County have been carried out in strict compliance with law, and the County is not in default under any obligation for repayment of borrowed money.

(j) Any tax rate increase necessary to pay the Installment Payments will be reasonable and not excessive.

Section 2. The Board hereby authorizes, ratifies and approves the filing of an application with the Local Government Commission for approval of the Agreement and requests the Local Government Commission to approve of the Agreement and the proposed financing in connection therewith.

Section 3. This resolution shall take effect immediately upon its passage.

Upon motion of Commissioner \_\_\_\_\_, seconded by Commissioner \_\_\_\_\_, the foregoing resolution was adopted by the following vote:

Ayes: \_\_\_\_\_

\_\_\_\_\_

Noes: \_\_\_\_\_

\_\_\_\_\_

\* \* \* \* \*

I, Kelly H. Grissom, Clerk to the Board of Commissioners for the County of Vance, North Carolina, DO HEREBY CERTIFY that the foregoing is a true copy of such much of the proceedings of said Board, at a regular meeting held on May 4, 2015, as it relates in any way to the holding of a public hearing and the passage of the foregoing resolutions relating to an installment financing by said County and that said proceedings are recorded in the minutes of said Board.

I DO HEREBY FURTHER CERTIFY that proper notice of such regular meeting was given as required by North Carolina law.

WITNESS my hand and official seal of said County this 15th day of May, 2015.

[SEAL]

---

Clerk to the Board of Commissioners



**EXHIBIT A**

[Attach publisher's affidavit for notice of public hearing]

## **EXHIBIT B**

[A list of any persons making comments and a summary of such comments to be attached. If no comments are made, please insert “None”.]

## ***AGENDA APPOINTMENT FORM***

*May 4, 2015*

***Name:*** Education Committee Report - Carver Elementary Multi-purpose Room

***Name of Organization:***

***Purpose of appearance:***

***Request of Board:***

*School Construction Request (Multi-purpose Room).* The committee (Wilder [C], Garrison, and Taylor) met on Wednesday, February 11 to continue reviewing the request from the Vance County Board of Education for County approval of the use of \$883,469 in Education Lottery Funds for a multi-purpose room at Carver Elementary School. The committee reviewed an analysis projecting the lottery fund balance through Fiscal Year 2027-2028 when the current school debt service will be retired. Based on current revenue levels and current debt the analysis shows an estimated ending fund balance of approximately \$3.7 million in FY 2027-2028. Additionally, the committee reviewed updated pricing estimates to confirm that the requested funds were sufficient for the project. Based on the information provided, the committee voted 2-1 to approve the Schools' request.

*Recommendation: Approve the Schools' request to use \$883,469 in Education Lottery Funds for the purpose of constructing a multi-purpose room at Carver Elementary.*

**APPLICATION  
PUBLIC SCHOOL BUILDING CAPITAL FUND  
NORTH CAROLINA EDUCATION LOTTERY**

Approved: \_\_\_\_\_

Date: \_\_\_\_\_

County: Vance

Contact Person: Wil McLean/Joey Fuqua

LEA: Vance County Schools

Title: Finance Officer

Address: PO Box 7001, Henderson, NC 27536

Phone: 252-492-2127 ext. 2503

Project Title: Carver Elementary Multi-Purpose Room Addition

Location: 987 Carver School Road, Henderson, NC 27536

Type of Facility: Elementary School

North Carolina General Statutes, Chapter 18C, provides that a portion of the proceeds of the North Carolina State Lottery Fund be transferred to the Public School Building Capital Fund in accordance with G.S. 115C-546.2. Further, G.S. 115C-546.2 (d) has been amended to include the following:

(3) No county shall have to provide matching funds...

(4) A county may use monies in this Fund to pay for school construction projects in local school administrative units and to retire indebtedness incurred for school construction projects.

(5) A county may not use monies in this Fund to pay for school technology needs.

As used in this section, "Public School Buildings" shall include only facilities for individual schools that are used for instructional and related purposes, and does not include central administration, maintenance, or other facilities. ***Applications must be submitted within one year following the date of final payment to the Contractor or Vendor.***

Short description of Construction Project: Addition of new Multi-purpose room.

Estimated Costs:

Purchase of Land	\$	0.00
Planning and Design Services		23,000.00
New Construction		0.00
Additions / Renovations		860,469.00
Repair		
Debt Payment / Bond Payment		
<b>TOTAL</b>	<b>\$</b>	<b>883,469.00</b>

Estimated Project Beginning Date: ASAP

Est. Project Completion Date: 1/1/2016

We, the undersigned, agree to submit a statement of state monies expended for this project within 60 days following completion of the project.

The County Commissioners and the Board of Education do hereby jointly request approval of the above project, and request release of \$ 883,469.00 from the Public School Building Capital Fund (Lottery Distribution). We certify that the project herein described is within the parameters of G.S. 115C-546.

(Signature — Chair, County Commissioners)



(Signature — Chair, Board of Education)

(Date)

12/17/14

(Date)

# VANCE COUNTY SCHOOLS

---

OFFICE OF THE SUPERINTENDENT

February 2, 2015

FEB 05 2015

Bob Murphy  
Interim County Manager, Vance County  
122 Young Street, Suite B  
Henderson, NC 27536


Dear Mr. Murphy:

The Vance County Board of Education approved multipurpose rooms for L. B. Yancey Elementary, E. M. Rollins Elementary and New Hope Elementary Schools at least three (3) years ago. Because of cost and funding, the fourth multipurpose room for Carver Elementary was not able to be constructed. Since that time, the Board is still committed to constructing a multipurpose room for Carver Elementary and to that end, they have approved an application for lottery funds to construct the multipurpose room at Carver.

Please find attached the figures from Hite Associate with a breakdown of needed funds to do this project. David Beck has the exact amount for lottery funds available for Vance County Schools for this project.

If you need further information, please feel free to call me.

Thanks.



Ronald E. Gregory  
Superintendent of Schools

attachment

c: Gloria J. White, School Board Chair  
David Beck, County Finance Officer

## Gregory, Ronald

---

**From:** James Hite <jgh@hiteassoc.com>  
**Sent:** Friday, January 30, 2015 4:35 PM  
**To:** Gregory, Ronald  
**Cc:** James Hite; Briana Nunley (bnunley@hiteassoc.com)  
**Subject:** Carver MP Room Cost

Dear Mr. Gregory,

The contract with HG Reynolds indicates a deduct of \$682,912 to eliminate Carver. However, I feel certain that adding it back at this point will mean an increase – for inflation and for overhead costs as a new stand-alone project. I think it would be wise to add 20% to the deduct price. There would be architectural costs for new Code updates, re-advertising, bidding, and construction administration. A contingency would need to be budgeted as well.

We have spoken this afternoon with Mr. Ken Long and Mr. Bert Long of HG Reynolds and they have reviewed our numbers below. They concur that they represent a good estimate / projection of bid costs for this project.

Our estimate, or cost projection, is as follows:

Carver deduct from 2010:	\$682,912
Add 20%	\$136,582
 SUBTOTAL	 \$819,494
Add 5% contingency	\$40,975
 TOTAL CONSTRUCTION	 \$860,469
 Architectural costs per above	 \$20,000
 Cost of blueprinting, advertising	 \$3,000
 TOTAL	 \$883,468

Please let me know if you have any questions about any of this or if we need to discuss.

Thanks,

James G. (Jimmy) Hite, AIA, LEED ® AP

### **Hite associates, p.c.**

**ARCHITECTURE / ENGINEERING / TECHNOLOGY**

**2600 Meridian Drive / Greenville / NC 27834 / 252.767.0333**

CONFIDENTIALITY NOTE: This electronic mail transmission may contain information that is confidential, privileged, proprietary or otherwise legally exempt from disclosure. If you are not the intended recipient, you are hereby notified that you are not authorized to read, print, retain, copy or disseminate this message, any part of it, or any attachments. If you have received this message in error, please immediately delete this message and any attachments from your system and, so that we can prevent this from happening again, notify us of the inadvertent transmission by calling (252) 757-0333 or by reply to this email. Thank you for your cooperation.

VANCE COUNTY  
LOTTERY FUND BALANCE ANALYSIS  
AS OF DECEMBER 31, 2014

Current Lottery Fund Balance	2,340,232.09	
Estimated Additional FY15 Revenue	240,404.00	
Unspent Prior Year Allocations	101,000.00	1
Estimated Future Years Revenue	5,916,950.00	<sup>2</sup> <sub>3</sub>
Remaining QSCB Debt Service	(2,877,834.63)	4
Remaining QZAB Debt Service	(1,733,333.29)	s
Unspent Earmarked Funds	<u>(202,000.00)</u>	6
Estimated Ending Fund Balance for FY 27-28	<u><u>3,785,418.17</u></u>	

Notes:

- 1 Prior year appropriations for security upgrades
- 2 13 years of revenue (estimate is through the end of current debt service owed)
- 3 Estimates future revenues at FY 14-15 levels
- 4 11 Payments remaining after current fiscal year
- 5 13 Payments remaining after current fiscal year
- 6 Security upgrades (4 installments at \$50,500 each)

# ***AGENDA APPOINTMENT FORM***

*May 4, 2015*

***Name:*** Tom Fransen

***Name of Organization:*** NC Division of Water Resources

***Purpose of appearance:*** Provide Update on Interbasin Transfer Request

***Request of Board:*** No Request



## RESOLUTION

By the  
Vance County Board of Commissioners

### *SUPPORTING THE KERR LAKE REGIONAL WATER SYSTEM'S PROPOSED INTERBASIN TRANSFER (IBT) PETITION*

**WHEREAS**, Vance County is located within portions of the Roanoke and Tar-Pamlico River basins; and

**WHEREAS**, the Vance County Water District is a bulk water customer of the Kerr Lake Regional Water System and provides water to citizens and property owners within Vance County who are located in both the Roanoke and Tar-Pamlico River basins; and

**WHEREAS**, the Kerr Lake Regional Water System has previously obtained an allocation of storage in Kerr Lake from the US Army Corps of Engineers equivalent to an average annual water demand of 20 million gallons per day (mgd); and

**WHEREAS**, currently the Kerr Lake Regional Water System is limited to transferring 10 mgd from the Roanoke basin and has submitted an IBT request to increase the transfer to 14.2 mgd; and

**WHEREAS**, the total of all the Kerr Lake Regional Water System Partners and wholesale customers are projected to have an adequate water supply for their needs through 2045 if the request to increase IBT is approved; and

**WHEREAS**, the proposed interbasin transfer can occur using existing pipeline infrastructure already in place; and

**WHEREAS**, the alternatives to the transfer all have substantially higher cost and significant potential environmental impacts from pipeline and other infrastructure construction, with no identified benefit to the environment.

**NOW THEREFORE BE IT RESOLVED** that the Vance County Board of Commissioners hereby:

Supports the requested interbasin transfer request of the Kerr Lake Regional Water System as an efficient means to meet the projected water demands for the future of the region it serves.

Adopted this 6<sup>th</sup> day of April, 2015

By:

  
Archie B. Taylor, Jr., Chairman  
Vance County Board of Commissioners

ATTEST

  
Kelly Grisson, Clerk to the Board

## Information Relative to Kerr Lake Regional Water System (KLRWS) Interbasin Transfer

The Kerr Lake Regional Water System (KLRWS) is comprised of the City of Henderson, Warren County, and the City of Oxford, and their customers. Henderson's bulk customers include Kittrell, Vance County and Franklin County. Warren County's bulk customers include Norlina, Warrenton and Littleton. Oxford's bulk customers include Stovall, Granville County and Wilton.

The KLRWS has an agreement with the Army Corps of Engineers to withdraw up to 20 million gallons per day (MGD) from Kerr Lake. This agreement has been in place since 1974 and was amended in 2006 to continue with the KLRWS to withdraw up to the 20MGD. Also, the KLRWS Plant has an authorization to expand the Plant to 20MGD. The expansion plans are only for the use of its three partners and its bulk customers, and not for the sale of water to Wake County and/or Raleigh.

To clarify, in the current interbasin transfer (IBT) KLRWS has asked for an additional 4.2MGD above the already grandfathered 10.0 MGD. This was requested through the Interbasin Transfer Petition as prepared by CH2MHill to meet the partner's demands for water to the year 2045. This assessment thoroughly analyzes and discusses the potential impact of the 4.2 MGD increase and concludes the impacts will not be significant. It should be further noted that this is substantially less than the 20 MGD KLRWS is authorized to withdraw from Kerr Lake.

The environmental assessment, prepared by CH2MHill, has complied with all Department of Environment and Natural Resources (NCDENR) requirements, and is posted on their website. The KLRWS was required to publish public notices in the receiving basin and one in the source basin. These notices were published in the *Mecklenburg Sun* (Clarksville, VA) as well as the *Franklin Times* (Franklin County) and the Daily Herald (Halifax County). All requirements for publishing were not only met but exceeded. Even though not required, the *Henderson Dispatch* ran a headline article stating:

"State Holding Hearing on Kerr Lake Water System, Want to Go? The Public Hearing will be held at 6:30 p.m. Tuesday, March 31 at Henderson City Hall, 134 Rose Ave."

Questions also have been raised relative to the amount of water this represents. Remember, the KLRWS can currently withdraw up to 20MGD from Kerr Lake, and this request is for only 4.2MGD above its previously authorized IBT amount of 10.0MGD. The additional 4.2MGD of Interbasin Transfer (not withdrawal) represents .0008 per cent in comparison with the 4.8 Billion Gallons Per Day average that is released through the Kerr Dam.

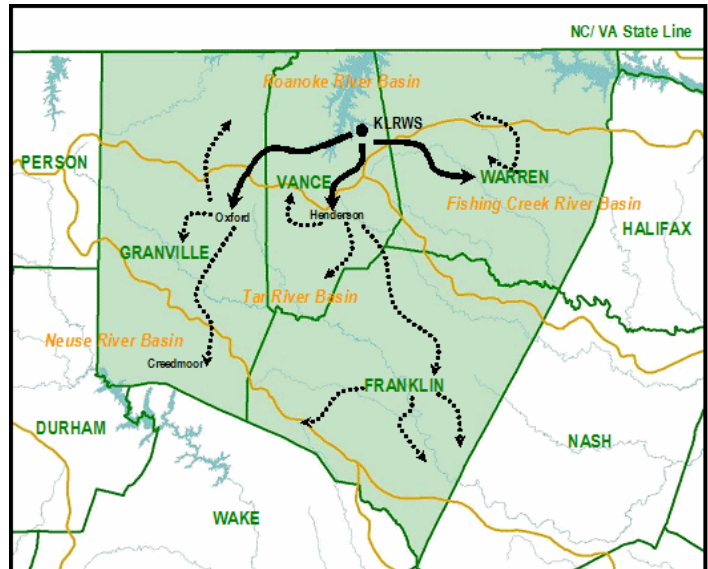
## **KERR LAKE REGIONAL WATER SYSTEM** **INTERBASIN TRANSFER CERTIFICATION REQUEST**

<b>Primary Applicant:</b>	Kerr Lake Regional Water System (CH2MHill consulting)		
<b>Source Basin:</b>	Roanoke		
<b>Receiving Basins:</b>	Tar, Fishing Creek, Neuse		
<b>Average Daily for the Maximum Month IBT:</b>			14.2 MGD
	Roanoke River to Tar River:		10.7 MGD
	Roanoke River to Fishing Creek:		1.7 MGD
	Roanoke River to Neuse River:		1.8 MGD

The Kerr Lake Regional Water System (KLRWS) is a large regional system that currently provides water directly or indirectly to municipal and county systems in northeastern North Carolina. The water supply for the system is John H. Kerr Reservoir (Kerr Lake) on the Roanoke River.

In February 2009, KLRWS submitted a Notice of Intent to Request an Interbasin Transfer (IBT) Certificate to the Environmental Management Commission (EMC). The proposed project, as revised in 2014, will transfer 14.2 million gallons of water per day (mgd), calculated as the average day of a (maximum) calendar month, from the Roanoke River IBT basin to the Tar River (10.7 mgd), Fishing Creek (1.7 mgd), and Neuse River (1.8 mgd) IBT basins. This transfer volume represents the projected 2045 demands of the existing customer base and anticipated growth of the service area. The current grandfathered IBT for the KLRWS is 10 mgd, calculated as a maximum day, which is equivalent to 9.7 mgd, calculated as the average of a calendar month.

The owners of the KLRWS and primary bulk customers served by the system are the City of Henderson, the City of Oxford, and Warren County, known as the "Partners." The City of Henderson is the majority partner and operates and manages the water treatment plant for the water system. The City of Henderson also currently sells water to secondary bulk customers that include communities in Warren, Vance, Franklin, and Granville Counties. These include Stovall, Warrenton, Norlina, Vance County, Kittrell, and Franklin County. Future sales will occur from Oxford to South Granville Water and Sewer Authority (SGWSA) for use by Creedmoor and its customer, Wilton. Franklin County now owns the Youngsville water system and also sells water to Bunn and Lake Royale.



Kerr Lake is managed by the United States Army Corps of Engineers (USACE) for many purposes including water supply. In 2005, the USACE granted KLRWS a 20 mgd annual average day storage allocation in Kerr Lake. This demand is not projected to be exceeded by the water system through 2060.

### **Current dates of interest:**

- February 20, 2015: Closing date for comments on Environmental Assessment (EA) document
- March 11 and 12, 2015: Request to WAC and EMC for public hearing
- [March 31, 2015 Notice of Public Hearing](#)
- July 9, 2015: Final Determination by EMC on IBT Certificate



## North Carolina Department of Environment and Natural Resources

Pat McCrory  
Governor

Donald R. van der Vaart  
Secretary

### FINDING OF NO SIGNIFICANT IMPACT (FONSI)

#### **Kerr Lake Regional Water System Interbasin Transfer (IBT) Request Warren, Vance, Franklin, Granville Counties, North Carolina**

The North Carolina Environmental Policy Act (G.S. §113A) requires that the Division of Water Resources determine whether a proposed major agency action will significantly affect the environment. The Kerr Lake Regional Water System (KLRWS) Interbasin Transfer (IBT) is such a major action. The proposed project will transfer 14.2 million gallons of water per day (mgd), calculated as the average day of a (maximum) calendar month, from the Roanoke River IBT basin to the Tar River (10.7 mgd), Fishing Creek (1.7 mgd), and Neuse River (1.8 mgd) IBT basins. This transfer volume represents the projected 2045 demands of the existing customer base and anticipated growth of the service area. The current grandfathered IBT for the KLRWS is 10 mgd, calculated as a maximum day, which is equivalent to 9.7 mgd, calculated as the average of a calendar month.

The KLRWS is a large regional system that currently provides water directly or indirectly to municipal and county systems in northeastern North Carolina. The water supply for the system is John H. Kerr Reservoir (Kerr Lake) on the Roanoke River. The owners of the KLRWS and primary bulk customers served by the system are the City of Henderson, the City of Oxford, and Warren County, known as the "Partners." The City of Henderson is the majority partner and operates and manages the water treatment plant for the water system. The City of Henderson also currently sells water to secondary bulk customers that include communities in Warren, Vance, Franklin, and Granville Counties. These include Stovall, Warrenton, Norlina, Vance County, Kittrell, and Franklin County. Future sales will occur from Oxford to South Granville Water and Sewer Authority (SGWSA) for use by Creedmoor and its customer, Wilton. Franklin County now owns the Youngsville water system and also sells water to Bunn and Lake Royale.

Kerr Lake is managed by the United States Army Corps of Engineers (USACE) for many purposes including water supply. In 2005, the USACE granted KLRWS a 20 mgd annual average day storage allocation in Kerr Lake. This demand is not projected to be exceeded by the water system through 2060.

In order to determine whether the KLRWS IBT will cause significant environmental impacts, an environmental assessment has been prepared. The environmental assessment is attached. It contains detailed information on the key issues, including a detailed description of the proposed project, and potential environmental impacts with proposed mitigation measures. The following is a summary of the environmental impact analysis conducted:


- No direct impacts to any land or water resources are anticipated from this proposed project because no construction activities or additional infrastructure are needed for the proposed IBT. A summary of secondary and cumulative impacts (SCI) are included in Chapter 5 and mitigation efforts associated with any potential secondary and cumulative impacts are detailed in Chapter 6.



- The source and receiving basins detrimental cumulative effects were analyzed using a hydrologic model developed for the Roanoke River basin. The model is used to assess the potential effects of any water withdrawal, discharge or transfer activity. Water supply data related to water systems in these models is sourced from the Division of Water Resources Local Water Supply Plans (LWSP). The applicants have all submitted updated LWSPs and this data was used in the hydrologic model.
- Hydrologic modeling results presented in the EA effectively demonstrate that the proposed water supply project will have no significant detrimental effects on the water levels in Kerr Lake. These modeling efforts included agricultural, recreational, and industrial uses, as well as upstream and downstream water supply demands from water systems. The results from the hydrologic modeling also demonstrate that the proposed project will cause no significant alterations of releases into the Roanoke River downstream of John H. Kerr Reservoir Dam. No operational changes will be needed on any of the downstream reservoirs to maintain minimum flow targets. Due to these results, the proposed project is not expected to effect downstream flows in the Roanoke River. Therefore, no direct impacts are expected from the preferred alternative as described above.

As evidenced in the environmental assessment, the KLRWS has been in full compliance with their current grandfathered allowable IBT. The preferred alternative was selected because it meets the demonstrated water supply needs while minimizing any potential impacts resulting from the IBT. On the basis of the analysis conducted for the environmental assessment, it has been concluded that the KLRWS IBT Certificate will not have a significant adverse effect on the quality of the environment. No environmental impact statement (EIS) will be prepared and this FONSI completes the environmental review record. The FONSI and environmental assessment shall be available for inspection and comment for 30 days at the State Clearinghouse.

Summary of FONSI for publication in the Environmental Bulletin: After completion of an environmental assessment under G.S. 113A, a FONSI has been made in the case of the Kerr Lake Regional Water System Interbasin Transfer Certificate. Information supporting the need for the proposed project was reviewed, along with relative impacts, other alternative approaches and mitigating measures.

 1/14/15  
 Tom Fransen (Date)  
 Chief, Water Planning Section  
 Division of Water Resources

# ***AGENDA APPOINTMENT FORM***

*May 4, 2015*

***Name:*** Robert M. Murphy, Interim County Manager

***Name of Organization:***

***Purpose of appearance:*** Present FY 2015-16 Proposed Budget

***Request of Board:*** Receive Budget; Schedule Budget Hearing for June 1 meeting.

# ***AGENDA APPOINTMENT FORM***

*May 4, 2015*

***Name:*** George Vital

***Name of Organization:*** USDA

***Purpose of appearance:*** Present Letter of Conditions - Farmers Market

***Request of Board:*** Receive Letter



United States Department of Agriculture  
Rural Development  
Henderson Office

May 4, 2015

Vance County  
Archie Taylor, Chairman  
122 Young Street, Suite B  
Henderson, NC 27536

Dear Mr. Taylor;

This letter establishes conditions which must be understood and agreed to by you before further consideration may be given to the application.

This letter is not to be considered as grant approval or as a representation as to the availability of funds. The docket may be completed on the basis of a grant **not to exceed \$8,000.00**.

The grant will be considered approved on the date a signed copy of Form RD 1940-1, "Request for Obligation of Funds," is mailed to you.

Any changes in project costs, sources of funds, scope of services or any other significant changes in the project or applicant must be reported to and approved by Rural Development by written amendment to this letter. Any changes not approved by Rural Development shall be cause for discontinuing processing of the application.

Please complete and return the attached RD Form 1942-46, "Letter of Intent to Meet Conditions," if you desire that further consideration be given your application.

If the conditions set forth in this letter are not met within twelve (12) months from the date hereof, Rural Development reserves the right to discontinue the processing of the application.

### **PROCUREMENT**

All procurement of equipment must be done in accordance with Rural Development Instruction 1942-A, Appendix B.

### **LOCAL GOVERNMENT COMMISSION**

Prior to loan approval, the applicant must provide a copy of the last audit review letter from the Local Government Commission for the proposed loan to be obtained under the Installment/Purchase Contract.

### **OPERATING BUDGET**

The applicant must formally adopt Form RD 442-7, "Operating Budget" at a properly called meeting of the governing body. The budget must provide sufficient revenue to meet the

853 S. Beckford Drive, Suite A, Henderson, North Carolina 27536  
Phone: (252) 438- 3134 #4 • Fax: (252) 438- 3647 • Substitute Hearing Impaired: 711 • Web: <http://www.rurdev.usda.gov/nc>

Committed to the future of rural communities.

"USDA is an equal opportunity provider, employer and lender."  
To file a complaint of discrimination write USDA, Director, Office of Civil Rights, 1400 Independence Avenue, S.W.,  
Washington, DC 20250-9410 or call (800) 795-3272 (voice), or (202) 720-6382 (TDD),



requirements of operations and maintenance and debt service. Adoption of these documents should be made a part of the official minutes of the above meeting. A certified copy of the said minutes should be attached to the resolution and be provided to Rural Development.

### **APPLICANT CONTRIBUTION/OTHER FUNDS**

Prior to or at loan closing, the applicant will provide **\$15,000.00** from its own resources and any difference needed between the Rural Development grant, the Applicant's contribution, and the cost of the equipment and any legal and closing costs.

Prior to loan approval, the Applicant must provide evidence that any other funds needed in addition to the Rural Development loan are available.

### **DISBURSEMENT OF FUNDS**

The funds contributed by the Applicant will be the first funds disbursed. After providing for all authorized costs, any remaining project funds will be considered Rural Development loan funds and refunded to Rural Development.

### **ACCOUNTING, AUDITS, AND REPORTS**

The Applicant's accounting systems, audits and management reports will be established and maintained as required by North Carolina General Statutes, RD Instructions 1942-A, Section 1942.17(q), and OMB Circular A-133. The audit will be prepared in accordance with OMB Circular A-133 with a copy furnished to Rural Development.

### **INSURANCE AND BONDING**

Insurance and bonding should be obtained as required by NC General Statutes and Rural Development Instructions 1942-A, Subsection 1942.17(j)(3). Evidence of required coverage must be provided to Rural Development prior to loan closing. Evidence that coverage is being maintained must be provided annually thereafter.

Position Fidelity Bond: The Applicant will provide fidelity bond coverage for the positions of officials entrusted with the receipt and disbursement of its funds and the custody of valuable property. The amount of the bond will normally approximate the total annual debt service requirements for the Rural Development loan(s).

Corporate Liability and Property Damage Insurance: The Applicant will provide public liability, and property damage insurance in an amount to adequately protect the applicant from civil action arising from the function of the applicant relative to the project.

Vehicle Liability Insurance: The applicant will provide auto liability insurance as required by state statutes on all vehicles to be used in connection with the facility being financed. The applicant will obtain and maintain fire, theft, and collision insurance on all vehicles held as security for the Rural Development loan. The United States of America, acting through the USDA, Rural Housing Service will be named as loss payee.

Workman's Compensation Insurance: The applicant will provide adequate Workman's Compensation Insurance if applicable.

## **ORGANIZATION**

The applicant must provide certification concerning its organization, in accordance with Rural Development Instructions 1942-A, Subsection 1942.17(k).

## **APPLICANT CERTIFICATIONS**

Form AD-1047, Certification Regarding Debarment, Suspension, and other Responsibility Matters - Primary Covered Transactions, must be executed by the applicant prior to loan approval.

Form AD-1048, Certification Regarding Debarment, Suspension, Ineligibility and Voluntary Exclusion - Lower Tier covered transactions must be executed by the Contractor(s), supplier(s), and/or dealers prior to any purchase that exceeds \$25,000.00.

Form RD 1910-11, Applicant Certification/Federal Collection Policies for Consumer or Commercial Debts, must be executed by the applicant prior to loan closing.

## **CLOSING INSTRUCTIONS**

The loan will be closed in accordance with instructions issued by the Rural Development State Office, applicable Rural Development State and National procedures, and instructions from the Office of General Counsel.

## **OTHER CONDITIONS**

All applicable items set out in Form 1942-11, "Processing Checklist (Community Facilities) (Equipment Only)" apply to this project and become a part of the Letter of Conditions.

All requirements of the following must be met:

- a. Compliance with special laws and regulations.
- b. State Pollution Control or Environmental Protection Agency Standards.
- c. Consistency with other development plans.
- d. Civil Rights Act of 1964.
- e. Title IX of the Education Amendment of 1972.
- f. Section 504 of the Rehabilitation Act of 1973.
- g. Age Discrimination Act of 1975.
- h. Compliance with OMB Circular A-133 Audit Requirements.

Sincerely,

GEORGE VITAL  
Area Director

# ***AGENDA APPOINTMENT FORM***

*May 4, 2015*

***Name:*** Porcha Brooks

***Name of Organization:*** Vance County Tax Administrator

***Purpose of appearance:*** Present Untimely Exemption Applications

***Request of Board:*** Approve Applications



## 2015 Untimely Application Filed

CASE DATE/TIME: 05/04/2015

ACCOUNT REF#: 8543

OWNER/BUSINESS NAME: Visions of Hope International Inc

PARCEL(s): 0077 08004 251 Pinkston St

DATE OF APPEAL: 04/09/2015

### OPENING STATEMENT:

Appellant statement of reason (s) for the appeal:

Appellant is appealing the untimely Exemption application for 2015 real property.

### STAFF REVIEW:

Appellant failed to apply for the exemption by January 31, 2015. Therefore the assessor must deny their 2015 untimely application submitted April 9, 2015.

### ASSESSOR'S RECOMMENDATION:

If application would have been turned in by January 31<sup>st</sup>, it would have met the qualifications and would have been approved.



## 2015 Untimely Application Filed

CASE DATE/TIME: 05/04/2015

ACCOUNT REF#: 8441

OWNER/BUSINESS NAME: Franklin-Vance-Warren Opportunity Inc

PARCEL(s): 0104 01005A 463 Poplar St

DATE OF APPEAL: 04/09/2015

### OPENING STATEMENT:

Appellant statement of reason (s) for the appeal:

Appellant is appealing the untimely Exemption application for 2015 real property.

### STAFF REVIEW:

Appellant failed to apply for the exemption by January 31, 2015. Therefore the assessor must deny their 2015 untimely application submitted April 9, 2015.

### ASSESSOR'S RECOMMENDATION:

If application would have been turned in by January 31<sup>st</sup>, it would have met the qualifications and would have been approved.

# ***Water District Board***

# Vance County

## Committee Reports and Recommendations

### May 4, 2015

#### **Water Planning Committee**

***Construction and Operation Reports.*** This committee (Garrison [C], Brummitt, and Taylor) met Monday, April 27 and reviewed the construction and operation reports, reviewed the final adjusting Change Orders for Phase 2A and 2B and continued their discussion regarding a proposed change in the water pricing structure. Additionally, the committee took public comments from two separate property owners (three individuals) regarding the Kerr Lake Regional Water System's request for an increase in their interbasin transfer allowance. Regarding the County water project, staff informed the committee that all of the original scope of work is complete within Phase 2. As a result, all contracts within Phase 2A and 2B, except Phase 2A Contract 2, are ready for final deducting change orders accounting for differences between the contract values and the actual work performed. The remaining contract in Phase 2A with Hawley Construction will be used for all of the previously approved road additions for both Phases 2A and 2B. *For Your Information.*

***Final Adjusting Change Orders – Phase 2A Contract 1; Phase 2B Contract 1; Phase 2B Contract 3 (Tank).*** The committee reviewed and recommended approval of three separate change orders which will adjust the contract values downward, accounting for work actually performed. The Phase 2A, Contract 1 final change order is a deduction of \$419,247.16 from the Hawley Construction contract primarily due to the rock allowance and service installation line items. The Phase 2B, Contract 1 final change order is a deduction of \$428,722.42 from the Gaines Construction contract, primarily due to the rock allowance and service installation line items. Lastly the Phase 2B, Contract 3 final change order from Phoenix Fabricators for construction of the water tank is a deduction of \$50,000. This deduction is a result of removing the SCADA allowance which was incorporated into a separate agreement with the company handling the SCADA installation. The committee discussed the fact that significant grant funds will be returned to USDA in Phase 2. In order to reacquire a portion of these deobligated grant funds, the committee directed staff to submit additional grant documents to USDA. Additional grant funds acquired would offset a portion or all of the deobligated funds and will be used in the southeastern part of Phase 1A along Rock Mill Road and NC 39 Hwy South as previously directed by USDA. *Recommendation #1: Approve Contract 1 – FINAL Change order for Phase 2A with Tony Hawley Construction deducting \$419,247.16 from the contract value. Recommendation #2: Approve Contract 1 – FINAL Change order for Phase 2B with Gaines and Company deducting \$428,722.42 from the contract value. Recommendation #3: Approve Contract 3 – FINAL Change order for Phase 2B with Phoenix Fabricators deducting \$50,000 from the contract value.*

***Alternative Water Pricing Structure.*** The committee continued its discussion of water pricing and reviewed revised customer and water usage projections to be incorporated into a new fee structure. The committee is considering an increasing block structure where an allowance of 1,000 gallons of water would be included in the base fee for active users. The committee has decided to wait until July to further discuss this issue to allow the County to receive updated pricing for the purchase of water from the City of Henderson. Once this is finalized, the committee will revisit the revised fee structure with a goal of adjusting the rates to get to revenue neutral and to encourage additional participation in the system. *For Your Information.*

***Interbasin Transfer Request.*** At the request of the committee, an information sheet has been provided regarding the KLRWS interbasin transfer request. During the April 6<sup>th</sup> meeting, the commissioners adopted a resolution supporting the request. In addition to the fact sheet, staff has arranged for an individual with the NCDENR - Division of Water Resources to be available to discuss specific questions that the Board may have regarding the request by KLRWS. *For Your Information.*



**Vance County Water District  
Operations Report  
April 2015**

<u>Operations Highlights:</u>	<u>Fiscal Year-to Date</u>	<u>Mar 2015 (Mar23-Apr 22)</u>
Work Order Completions:		
Flush Lines	3	0
Set Meters	137	31
Replace Meter	1	1
Locate Lines	123	15
Odor In Water / Chlorine Check	5	0
Check Usage / Leaks	142	24
Replace Meter Lid	1	0
Low pressure/No Water	14	0
Water Main Break	2	0
Distribute Boil Water Notices	0	0
Distribute Rescind Notices	0	0
Move in / move out	26	5
Phase 1 and 2 construction responses:	67	0
Water line repairs	2	0
Shut off Notices	285	56
Actual Shut offs	31	2
Restores	22	1
Cross Connection Checks	2	0
Intent to Serve inspections	0	3
<u>Satellite Office Activity:</u>		
Information requests	75	8
Bill pays	584	85
Applications received	96	21

**Billing Summaries:**

January Billing 12/24/2014 through 1/21/2015  
 613 Total bills of which 361 were metered services  
 Gallons billed 1,137,841 Average usage 3,152 @ .00719 = \$22.66 plus \$ 30 Base = \$ 52.66

February Billing 01/22/2015 through 02/24/2015  
 617 Total bills of which 374 were metered services  
 Gallons billed 1,104,809 Average usage 2,954 @ .00719 = \$21.23 plus \$ 30 base = \$51.23

March Billing 02/24/2015 through 03/23/2015  
 625 Total bills of which 390 were metered services  
 Gallons billed 1,397,680 Average usage 3,584 @ .00719 = \$25.76 plus \$ 30 base = \$55.76

April Billing 03/23/2015 through 04/22/2015  
 659 Total bills of which 428 were metered services  
 Gallons billed 1,527,810 Average usage 3,570 @ .00719 = \$25.66 plus \$ 30 base = \$ 55.66

**Water System Overview:**

Customer disconnection letters will be compiled on 04/27/2015 and mailed for a shut off date on May 6. The current customer count in Phase 1A is 299 availability accounts and 360 metered accounts. The current customer count in Phase 2 is 0 availability customers due to the 90 day grace period ending 7/1/2015 and 68 metered accounts.

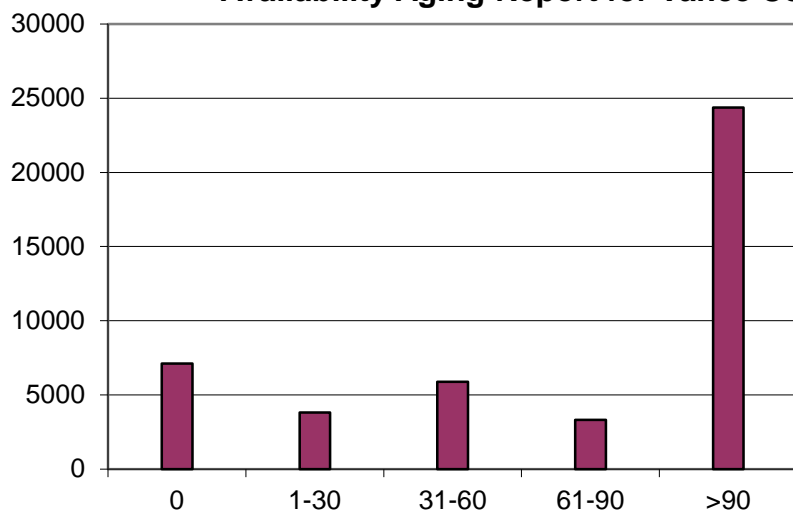
Water services installed in Phases 2A and 2B is 279 connections; in Phase 2A, 173 services installed, in Phase 2B, 106 services installed. The signups in new road additions in Phase 2A is 90 and in Phase 2B is 99. There is a total of 1085 customers committed to the water system countywide.

The current past due balance amounts are shown on the attached page.



Vance County Water District  
Operations Report  
April 2015

### Availability Aging Report for Vance County

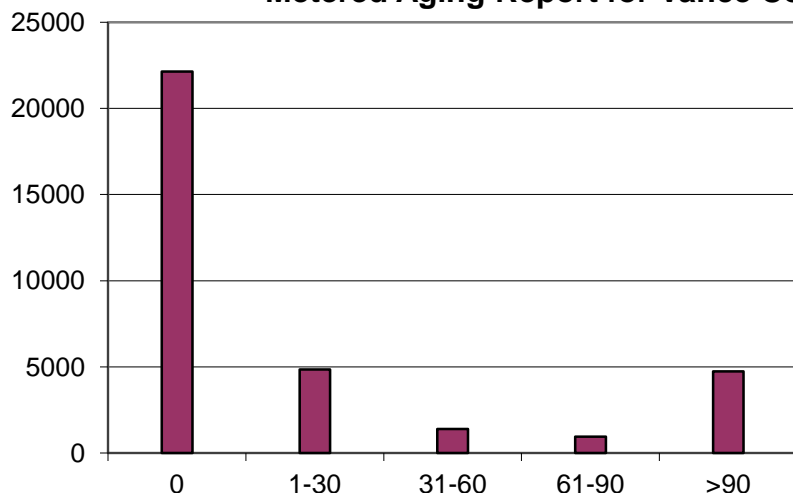


Number of Customer (15) (07) (05) (79)

#### Availability Accounts AR\*

Age	Current Month
0	\$7,121.42
1-30	\$3,818.20
31-60	\$5,878.80
61-90	\$3,329.60
>90	\$24,372.00
Total Availability AR to date	
\$ 44,520.02	

### Metered Aging Report for Vance County



Number of Customers (62) (16) (08) (29)

#### Metered Services AR\*

Age	Current Month
0	\$22,136.04
1-30	\$ 4,853.53
31-60	\$ 1,384.59
61-90	\$ 940.62
>90	\$ 4,742.20
Total Metered AR to date	
\$ 34,056.98	
Both accounts	
\$ 78,577.00	

\*Graph information as of April 23, 2015

VANCE COUNTY  
REVENUE & EXPENDITURE STATEMENT  
03/01/2015 TO 03/31/2015

16 WATER FUND

REVENUE:	CURRENT PERIOD	YEAR-TO-DATE	BUDGETED	PCTUSED
16-329-432900 INVESTMENT EARNINGS	0.00	7.57	20.00	38
16-367-436701 WATER LINE REIMB-CITY	0.00	0.00	14,266.00	0
16-375-437500 METERED WATER SALES	22,068.74	175,294.50	239,000.00	73
16-375-437501 NON-METERED WATER REVENUE	5,492.10	23,280.13	80,640.00	29
16-375-437502 WATER - DEBT SETOFF REVENUE	883.00	1,078.00	0.00	0
16-376-437505 CONNECTION FEES	4,500.00	10,375.00	0.00	0
16-376-437506 RECONNECT FEES	0.00	0.00	3,200.00	0
16-376-437507 NSF CHECK FEES	0.00	243.00	1,600.00	15
16-376-437508 LATE PAYMENT FEES	472.39	6,384.30	1,600.00	399
16-397-439710 TRANSFER FROM GENERAL FUND	0.00	0.00	188,979.00	0
TOTAL REVENUE	33,416.23	216,662.50	529,305.00	34
EXPENDITURE:				
16-665-500011 TELEPHONE & POSTAGE	0.00	0.00	5,500.00	0
16-665-500013 UTILITIES	1,085.49	2,410.18	13,350.00	10
16-665-500026 ADVERTISING	0.00	0.00	5,500.00	0
16-665-500033 DEPARTMENTAL SUPPLIES	3,308.00	4,875.89	28,875.00	5
16-665-500044 SPECIAL CONTRACTED SERVICES	4,057.20	33,301.80	40,896.00	72
16-665-500045 CONTRACTED SERVICES	10,238.90	50,959.64	46,800.00	87
16-665-500054 INSURANCE & BONDS	0.00	559.00	1,500.00	37
16-665-500079 PURCHASED WATER	4,517.25	45,657.65	66,385.00	62
16-665-500088 BANK SERVICE CHARGES	21.72	303.08	250.00	113
16-665-500282 BAD DEBT EXPENSE	0.00	0.00	5,000.00	0
16-665-500283 DEBT SERVICE RESERVE	0.00	0.00	21,000.00	0
16-665-500284 CAPACITY FEE-CITY	52,875.00	52,875.00	52,875.00	0
16-665-500286 SYSTEM MAINTENANCE	0.00	0.00	28,125.00	0
16-665-500347 PERMITS	0.00	780.00	870.00	90
16-665-500390 DEPRECIATION EXPENSE	0.00	0.00	23,400.00	0
16-696-500063 TRANSFER TO DEBT SER GENERAL	0.00	0.00	188,979.00	0
TOTAL EXPENDITURE	76,103.56	191,722.24	529,305.00	22
EXCESS (DEFICIT) OF REVENUE	-42,687.33	24,940.26	0.00	

# CHANGE ORDER

No. FINAL

Date of Issuance: 01/19/15

Effective Date: \_\_\_\_\_

Project: <b>Vance County Water District - Phase 2A</b>	Owner: <b>Vance County Water District</b>	Owner's Contract No.: <b>1</b>
Contract: <b>CONTRACT 1 - WATER MAIN EXTENSIONS</b>	Date of Contract: <b>12/4/2013</b>	
Contractor: <b>Tony E. Hawley Construction</b>	Engineer's Project No.: <b>VaCo13.01</b>	

## The Contract Documents are modified as follows upon execution of this Change Order:

Description: **FINAL ADJUSTING CHANGE ORDER - udjusts final contract terms based on variances of water quantities installed. One of the largest contributors to the Final CO was absence of Rock Excavation and Select Fill (items #44 & #45 respectively) and accounted for approximately \$251,000 of this deducting change order the balance were variances of quantities installed as shown in the attachment.**

Attachments: (List documents supporting change):

**See ATTACHMENT TO THE FINAL ADJUSTING CHANGE ORDER**

### CHANGE IN CONTRACT PRICE:

Original Contract Price:  
**\$2,017,475.00**

**Increase** from previously approved Change Orders: **1 - 2**  
**\$90,356.25**

Contract Price prior to this Change Order:  
**\$2,107,831.25**

**Decrease** of this Change Order:  
**\$419,247.16**

Contract Price incorporating this Change Order:  
**\$1,688,584.09**

### CHANGE IN CONTRACT TIMES:

Original Contract Times: ☐ Working Days ☒ Calendar Days  
Substantial completion (days or date): **240 days**  
Ready for final payment (days): **270 days**

**Increase** from previously approved Change Orders: No. 1 to No. 2  
Substantial completion (days): **60 days**  
Ready for final payment (days): **60 days**

Contract Times prior to this Change Order:  
Substantial completion (days): **300 days**  
Ready for final payment (days): **330 days**

**Increase** of this Change Order:  
Substantial completion (days): **0 days**  
Ready for final payment (days): **60 days**

Contract Times with all approved Change Orders:  
Substantial completion (days): **300 days**  
Ready for final payment (days): **390 days**

RECOMMENDED: LKC Engineering, PLLC

ACCEPTED: Vance County Water District

ACCEPTED: Tony E Hawley Construction

By: \_\_\_\_\_  
Engineer (Authorized Signature)

By: \_\_\_\_\_  
Owner (Authorized Signature)

By: \_\_\_\_\_  
Contractor (Authorized Signature)

Date: \_\_\_\_\_

Date: \_\_\_\_\_

Date: \_\_\_\_\_

Approved by Funding Agency (if applicable): \_\_\_\_\_

Date: \_\_\_\_\_

**VANCE COUNTY WATER DISTRICT  
PHASE 2A - CONTRACT 1  
FINAL ADJUSTING CHANGE ORDER ATTACHEMENT**

Phase 2A Contract 1		CONTRACT TERMS				Work Completed to Date			
ITEM NO.	DESCRIPTION	QUANTITY	UNIT PRICE	TOTAL COST	Quantity	Unit	TOTAL COST	Difference	
1	12" PVC	60	lf	20.00	1,200.00	0.0	lf	\$0.00	-\$1,200.00
2	8" PVC	49,500	lf	11.00	544,500.00	49,158.0	lf	\$540,738.00	(\$3,762.00)
3	6" PVC	19,500	lf	8.50	165,750.00	20,341.0	lf	\$172,898.50	\$7,148.50
4	12" DIP	20	lf	50.00	1,000.00	470.0	lf	\$23,500.00	\$22,500.00
5	8" DIP	1,000	lf	27.00	27,000.00	1,472.0	lf	\$39,744.00	\$12,744.00
6	6" DIP	500	lf	22.00	11,000.00	340.0	lf	\$7,480.00	(\$3,520.00)
7	6" RJDI	250	lf	28.00	7,000.00	240.0	lf	\$6,720.00	(\$280.00)
8	8" RJDI	250	lf	34.00	8,500.00	220.0	lf	\$7,480.00	(\$1,020.00)
9	8" DD - Sheet W2.6	1	LS	57,000.00	57,000.00	1.0	LS	\$57,000.00	\$0.00
10	8" DD - Sheet W2.9	1	LS	44,000.00	44,000.00	1.0	LS	\$44,000.00	\$0.00
11	10" DD - Sheet W8.4	1	LS	51,000.00	51,000.00	0.0	LS	\$0.00	(\$51,000.00)
12	10" DD - Sheet W10.5	1	LS	31,000.00	31,000.00	1.0	LS	\$31,000.00	\$0.00
13	20" Bore & Jack	75	lf	195.00	14,625.00	50.0	lf	\$9,750.00	(\$4,875.00)
14	16" Bore & Jack	200	lf	185.00	37,000.00	245.0	lf	\$45,325.00	\$8,325.00
15	12" Bore & jack	100	lf	170.00	17,000.00	96.0	lf	\$16,320.00	(\$680.00)
16	8" Gate Valve & Box	35	ea	1,000.00	35,000.00	38.0	ea	\$38,000.00	\$3,000.00
17	6" Gate valve & Box	55	ea	700.00	38,500.00	56.0	ea	\$39,200.00	\$700.00
18	12x12 TS&V	1	ea	5,700.00	5,700.00	1.0	ea	\$5,700.00	\$0.00
19	24x8 TS&V	1	ea	4,500.00	4,500.00	1.0	ea	\$4,500.00	\$0.00
20	24x6 TS&V	0	ea	4,500.00	0.00	0.0	ea	\$0.00	\$0.00
21	8x8 Tee	7	ea	350.00	2,450.00	14.0	ea	\$4,900.00	\$2,450.00
22	8x6 Tee	35	ea	350.00	12,250.00	24.0	ea	\$8,400.00	(\$3,850.00)
23	6x6 Tee	15	ea	300.00	4,500.00	13.0	ea	\$3,900.00	(\$600.00)
24	6" Plug	5	ea	250.00	1,250.00	2.0	ea	\$500.00	(\$750.00)
25	8" Plug	5	ea	250.00	1,250.00	1.0	ea	\$250.00	(\$1,000.00)
26	10x6 Reducer	1	ea	300.00	300.00	0.0	ea	\$0.00	(\$300.00)
27	8x6 Reducer	2	ea	250.00	500.00	2.0	ea	\$500.00	\$0.00
28	12" 90 Degree Bend	3	ea	450.00	1,350.00	0.0	ea	\$0.00	(\$1,350.00)
29	12" 22.5 Degree Bend	4	ea	450.00	1,800.00	3.0	ea	\$1,350.00	(\$450.00)
30	8" 90 Degree Bend	10	ea	250.00	2,500.00	8.0	ea	\$2,000.00	(\$500.00)
31	8" 45 Degree Bend	20	ea	250.00	5,000.00	15.0	ea	\$3,750.00	(\$1,250.00)
32	8" 22.5 Degree Bend	15	ea	250.00	3,750.00	8.0	ea	\$2,000.00	(\$1,750.00)
33	6" 90 Degree Bend	10	ea	225.00	2,250.00	2.0	ea	\$450.00	(\$1,800.00)
34	6" 45 Degree Bend	20	ea	225.00	4,500.00	5.0	ea	\$1,125.00	(\$3,375.00)
35	6" 22.5 Degree Bend	12	ea	225.00	2,700.00	0.0	ea	\$0.00	(\$2,700.00)
36	2" ARV Assembly	8	ea	3,000.00	24,000.00	8.0	ea	\$24,000.00	\$0.00
37	Fire Hydrant Assembly	35	ea	2,800.00	98,000.00	34.0	ea	\$95,200.00	(\$2,800.00)
38	3/4" Service - Short	130	ea	500.00	65,000.00	57.0	ea	\$28,500.00	(\$36,500.00)
39	3/4" Service - Long	122	ea	550.00	67,100.00	67.0	ea	\$36,850.00	(\$30,250.00)
40	1" Service - Short	4	ea	700.00	2,800.00	0.0	ea	\$0.00	(\$2,800.00)
41	1" Service - Long	4	ea	750.00	3,000.00	0.0	ea	\$0.00	(\$3,000.00)
42	2" Service - Short	6	ea	3,500.00	21,000.00	0.0	ea	\$0.00	(\$21,000.00)
43	2" Service - Long	2	ea	3,600.00	7,200.00	0.0	ea	\$0.00	(\$7,200.00)
44	Rock Excavation	3,500	cy	70.00	245,000.00	483.6	cy	\$33,850.60	(\$211,149.40)
45	Select Backfill	2,000	cy	20.00	40,000.00	0.0	cy	\$0.00	(\$40,000.00)
46	Concrete Blocking	175	cy	150.00	26,250.00	30.7	cy	\$4,600.50	(\$21,649.50)
47	Concrete D/W Repair	175	sy	60.00	10,500.00	179.6	sy	\$10,773.00	\$273.00
48	Asphalt Repair	500	sy	40.00	20,000.00	256.8	sy	\$10,271.20	(\$9,728.80)
49	Gravel D/W Repair	1,000	tns	17.00	17,000.00	469.0	tns	\$7,973.34	(\$9,026.66)
50	Master Meter Vault	2	ea	87,000.00	174,000.00	2.0	ea	\$174,000.00	\$0.00
51	Clean-up & Testing	70,000	lf	0.70	49,000.00	72,241.0	lf	\$50,568.70	\$1,568.70
CO#1	CO#1 Booster Pump Sta	1	LS	90,356.25	90,356.25	1.0	LS	\$90,356.25	\$0.00
FACO	Slatting for Fences			3,160.00		1.0	LS	\$3,160.00	\$3,160.00
				TOTALS	\$2,107,831.25			\$1,688,584.09	-\$419,247.16

**SUMMARY OF CONTRACTED WORK:**

CONTRACT VALUE (Including Previous Change Orders)	\$2,107,831.25
WORK COMPLETED AND STORED TO DATE	\$1,688,584.09
<b>DEDUCTING ADJUSTMENT TO CONTRACT</b>	<b>-\$419,247.16</b>
<b>FINAL ADJUSTED CONTRACT VALUE</b>	<b>\$1,688,584.09</b>

# CHANGE ORDER

No. FINAL

Date of Issuance: 04/29/15

Effective Date: \_\_\_\_\_

Project: <b>Vance County Water District - Phase 2B</b>	Owner: <b>Vance County Water District</b>	Owner's Contract No.: <b>1</b>
Contract: <b>CONTRACT 1 - WATER MAIN EXTENSIONS</b>	Date of Contract: <b>12/4/2013</b>	
Contractor: <b>Gaines and Company, Inc.</b>	Engineer's Project No.: <b>VaCo13.02</b>	

The Contract Documents are modified as follows upon execution of this Change Order:

Final Adjusting Change Order for Contract 1

Description:

Attachments: (List documents supporting change):

Summary of Work Completed to Date resulting in a net deducting change order in the amount shown below.

## CHANGE IN CONTRACT PRICE:

## CHANGE IN CONTRACT TIMES:

Original Contract Price: <b>\$2,590,301.60</b>	Original Contract Times: <input type="checkbox"/> Working Days <input checked="" type="checkbox"/> Calendar Days Substantial completion (days or date): <b>240 days</b> Ready for final payment (days): <b>270 days</b>
<b>Increase</b> from previously approved Change Orders: <b>0 - 0</b> <b>\$0.00</b>	<b>Increase</b> from previously approved Change Orders: No. 1 to No. 1 Substantial completion (days): <b>60 days</b> Ready for final payment (days): <b>60 days</b>
Contract Price prior to this Change Order: <b>\$2,590,301.60</b>	Contract Times prior to this Change Order: Substantial completion (days): <b>300 days</b> Ready for final payment (days): <b>330 days</b>
<b>Decrease</b> of this Change Order: <b>-\$428,722.42</b>	<b>Increase</b> of this Change Order: Substantial completion (days): <b>90 days</b> Ready for final payment (days): <b>90 days</b>
Contract Price incorporating this Change Order: <b>\$2,161,579.18</b>	Contract Times with all approved Change Orders: Substantial completion (days): <b>390 days</b> Ready for final payment (days): <b>420 days</b>

RECOMMENDED: LKC Engineering, PLLC

ACCEPTED: Vance County Water District

ACCEPTED: Tony E Hawley Construction

By: \_\_\_\_\_

By: \_\_\_\_\_

By: \_\_\_\_\_

Engineer (Authorized Signature)

Owner (Authorized Signature)

Contractor (Authorized Signature)

Date: \_\_\_\_\_

Date: \_\_\_\_\_

Date: \_\_\_\_\_

Approved by Funding Agency (if applicable):

Date: \_\_\_\_\_

**Vance County Water District - Phase 2B - Contract 1**  
**FINAL ADJUSTING CHANGE ORDER**  
**ATTACHMENT**

ITEM NO.	DESCRIPTION	CONTRACT TERMS				COMPLETED TO DATE			Over/Under Contract Value
		QUANTITY		UNIT PRICE	TOTAL COST BY CONTRACT	Quantities to Date	Total to Date	% Complete	
1.	12" SDR-21 PVC Pipe	26,000	LF	\$19.59	\$509,340.00	24,533.00	\$480,601.47	94%	(\$28,738.53)
2.	10" SDR-21 PVC Pipe	6,500	LF	\$14.74	\$95,810.00	6,584.00	\$97,048.16	101%	\$1,238.16
3.	8" SDR-21 PVC Pipe	24,000	LF	\$12.10	\$290,400.00	24,869.00	\$300,914.90	104%	\$10,514.90
4.	6" SDR-21 PVC Pipe	8,900	LF	\$10.63	\$94,607.00	8,734.00	\$92,842.42	98%	(\$1,764.58)
5.	4" SDR-21 PVC Pipe	2,700	LF	\$7.65	\$20,655.00	2,668.00	\$20,410.20	99%	(\$244.80)
6.	2" SDR-21 PVC Pipe	0	LF	\$0.00	\$0.00	0.00	\$0.00		\$0.00
7.	12" Class 350 DIP	1,000	LF	\$41.10	\$41,100.00	480.00	\$19,728.00	48%	(\$21,372.00)
8.	10" Pressure Class 350 DIP	250	LF	\$33.47	\$8,367.50	140.00	\$4,685.80	56%	(\$3,681.70)
9.	8" Class 350 DIP	1,000	LF	\$31.81	\$31,810.00	430.00	\$13,678.30	43%	(\$18,131.70)
10.	6" Class 350 DIP	250	LF	\$26.12	\$6,530.00	230.00	\$6,007.60	92%	(\$522.40)
11.	4" Class 350 DIP	100	LF	\$24.23	\$2,423.00	0.00	\$0.00	0%	(\$2,423.00)
12.	6" DI Restrained Joint Pipe	0	LF	\$0.00	\$0.00	0.00	\$0.00		\$0.00
13.	8" DI Restrained Joint Pipe	1,300	LF	\$34.45	\$44,785.00	0.00	\$0.00	0%	(\$44,785.00)
14.	12" DI Restrained Joint Pipe	100	LF	\$49.48	\$4,948.00	100.00	\$4,948.00	100%	\$0.00
15.	14" Directional bore. (Station 27+00 to 39+50)	1	LS	\$563,372.59	\$563,372.59	1.00	\$563,372.59	100%	\$0.00
16.	20" Bore and Jack	160	LF	\$189.08	\$30,252.80	175.00	\$33,089.00	109%	\$2,836.20
17.	16" Bore and Jack	150	LF	\$177.09	\$26,563.50	175.00	\$30,990.75	117%	\$4,427.25
18.	12" Bore and Jack	80	LF	\$162.70	\$13,016.00	150.00	\$24,405.00	188%	\$11,389.00
19.	12" MJ Gate Valve	20	EA	\$2,019.22	\$40,384.40	20.00	\$40,384.40	100%	\$0.00
20.	10" MJ Gate Valve	10	EA	\$1,583.62	\$15,836.20	11.00	\$17,419.82	110%	\$1,583.62
21.	8" MJ Gate Valve	20	EA	\$1,074.67	\$21,493.40	22.00	\$23,642.74	110%	\$2,149.34
22.	6" MJ Gate Valve	45	EA	\$825.63	\$37,153.35	44.00	\$36,327.72	98%	(\$825.63)
23.	4" MJ Gate Valve	0	EA	\$0.00	\$0.00	1.00	\$0.00		\$0.00
24.	2" MJ Gate Valve	0	EA	\$0.00	\$0.00	0.00	\$0.00		\$0.00
25.	12" x 12" TEE	3	EA	\$598.24	\$1,794.72	5.00	\$2,991.20	167%	\$1,196.48
26.	12" x 8" TEE	1	EA	\$517.02	\$517.02	1.00	\$517.02	100%	\$0.00
27.	12" x 6" TEE	15	EA	\$481.34	\$7,220.10	12.00	\$5,776.08	80%	(\$1,444.02)
28.	10" x 10" TEE	1	EA	\$472.91	\$472.91	1.00	\$472.91	100%	\$0.00
29.	10" x 8" TEE	1	EA	\$434.76	\$434.76	1.00	\$434.76	100%	\$0.00
30.	10" x 6" TEE	3	EA	\$402.76	\$1,208.28	3.00	\$1,208.28	100%	\$0.00
31.	8" x 8" TEE	3	EA	\$374.45	\$1,123.35	3.00	\$1,123.35	100%	\$0.00
32.	8" x 6" TEE	16	EA	\$346.15	\$5,538.40	18.00	\$6,230.70	113%	\$692.30
33.	6" x 6" TEE	5	EA	\$314.16	\$1,570.80	4.00	\$1,256.64	80%	(\$314.16)
34.	6" x 4" TEE	1	EA	\$300.64	\$300.64	0.00	\$0.00	0%	(\$300.64)
35.	4" x 4" TEE	1	EA	\$250.18	\$250.18	0.00	\$0.00	0%	(\$250.18)
36.	6" x 6" Cross	0	EA	\$0.00	\$0.00	0.00	\$0.00		\$0.00
37.	4" Plug tapped for 2"	1	EA	\$199.73	\$199.73	0.00	\$0.00	0%	(\$199.73)
38.	6" Plug tapped for 2"	1	EA	\$203.42	\$203.42	0.00	\$0.00	0%	(\$203.42)
39.	6" Plug	5	EA	\$186.18	\$930.90	0.00	\$0.00	0%	(\$930.90)
40.	10" Plug	2	EA	\$250.17	\$500.34	2.00	\$500.34	100%	\$0.00
41.	8" Plug	1	EA	\$204.66	\$204.66	0.00	\$0.00	0%	(\$204.66)
42.	12" Plug	1	EA	\$247.72	\$247.72	0.00	\$0.00	0%	(\$247.72)
43.	12" x 10" Reducer	1	EA	\$364.44	\$364.44	1.00	\$364.44	100%	\$0.00
44.	12" x 8" Reducer	0	EA	\$360.75	\$0.00	1.00	\$360.75		\$360.75
45.	8" x 6" Reducer	3	EA	\$251.40	\$754.20	1.00	\$251.40	33%	(\$502.80)
46.	6" x 4" Reducer	1	EA	\$225.57	\$225.57	1.00	\$225.57	100%	\$0.00
47.	12" 90 Degree Bend	1	EA	\$475.19	\$475.19	1.00	\$475.19	100%	\$0.00
48.	12" 45 Degree Bend	15	EA	\$434.58	\$6,518.70	16.00	\$6,953.28	107%	\$434.58
49.	12" 22.5 Degree Bend	1	EA	\$411.20	\$411.20	4.00	\$1,644.80	400%	\$1,233.60
50.	10" 90 Degree Bend	1	EA	\$380.62	\$380.62	0.00	\$0.00	0%	(\$380.62)
51.	10" 45 Degree Bend	1	EA	\$394.15	\$394.15	2.00	\$788.30	200%	\$394.15
52.	10" 22.5 Degree Bend	2	EA	\$337.53	\$675.06	3.00	\$1,012.59	150%	\$337.53
53.	8" 90 Degree Bend	4	EA	\$300.63	\$1,202.52	0.00	\$0.00	0%	(\$1,202.52)
54.	8" 45 Degree Bend	5	EA	\$279.70	\$1,398.50	6.00	\$1,678.20	120%	\$279.70
55.	8" 22.5 Degree Bend	6	EA	\$278.47	\$1,670.82	2.00	\$556.94	33%	(\$1,113.88)
56.	6" 90 Degree Bend	2	EA	\$261.24	\$522.48	0.00	\$0.00	0%	(\$522.48)
57.	6" 45 Degree Bend	4	EA	\$246.48	\$985.92	5.00	\$1,232.40	125%	\$246.48

58.	6" 22.5 Degree Bend	0	EA	\$245.25	\$0.00	0.00	\$0.00		\$0.00
59.	2" Blow off Assembly	2	EA	\$735.75	\$1,471.50	0.00	\$0.00	0%	(\$1,471.50)
60.	2" Air Release Valve	5	EA	\$2,237.35	\$11,186.75	5.00	\$11,186.75	100%	\$0.00
61.	Fire Hydrant Assembly	31	EA	\$2,655.42	\$82,318.02	33.00	\$87,628.86	106%	\$5,310.84
62.	3/4" Short Service Line	150	EA	\$481.46	\$72,219.00	65.00	\$31,294.90	43%	(\$40,924.10)
63.	3/4" Long Service Line	140	EA	\$644.97	\$90,295.80	40.00	\$25,798.80	29%	(\$64,497.00)
64.	1" Short Service Line	2	EA	\$641.56	\$1,283.12	0.00	\$0.00	0%	(\$1,283.12)
65.	1" Long Service Line	2	EA	\$896.33	\$1,792.66	0.00	\$0.00	0%	(\$1,792.66)
66.	2" Short Service Line	3	EA	\$3,256.44	\$9,769.32	1.00	\$3,256.44	33%	(\$6,512.88)
67.	2" Long Service Line	2	EA	\$3,874.69	\$7,749.38	0.00	\$0.00	0%	(\$7,749.38)
68.	Rock Excavation and Disposal	3,500	CY	\$70.00	\$245,000.00	821.00	\$57,470.00	23%	(\$187,530.00)
69.	Select Backfill	2,000	CY	\$20.00	\$40,000.00	0.00	\$0.00	0%	(\$40,000.00)
70.	Concrete for Blocking	100	CY	\$126.50	\$12,650.00	84.00	\$10,626.00	84%	(\$2,024.00)
71.	Open Cut & Patch Concrete	200	SY	\$60.82	\$12,164.00	344.00	\$20,922.08	172%	\$8,758.08
72.	Open Cut & Patch Asphalt	300	SY	\$51.69	\$15,507.00	403.00	\$20,831.07	134%	\$5,324.07
73.	Gravel for Driveway Repair	1,000	TONS	\$20.37	\$20,370.00	898.00	\$18,292.26	90%	(\$2,077.74)
74.	Cleanup and Testing	69,000	LF	\$0.42	\$ 28,980.00	66,000.00	\$27,720.00	96%	(\$1,260.00)
<b>TOTALS</b>					<b>\$2,590,301.59</b>		<b>\$2,161,579.17</b>	<b>83%</b>	<b>(\$428,722.42)</b>

**SUMMARY OF CONTRACTED WORK:**

CONTRACT VALUE (Including Previous Change Orders)	\$2,590,301.59
WORK COMPLETED AND STORED TO DATE	\$2,161,579.17
DEDUCTING ADJUSTMENT TO CONTRACT	-\$428,722.42
FINAL ADJUSTED CONTRACT VALUE (Net Increase)	\$2,161,579.17



# CHANGE ORDER

No. **FINAL**

Date of Issuance: **04/14/15**

Effective Date: \_\_\_\_\_


Project: <b>Vance County Water District - Phase 2B</b>	Owner: <b>Vance County Water District</b>	Owner's Contract No.: <b>3</b>
Contract: <b>CONTRACT 3 ELEVATED TANK</b>		Date of Contract: <b>12/4/2013</b>
Contractor: <b>Pheonix Fabricators &amp; Erectors, Inc.</b>		Engineer's Project No.: <b>VaCo13.02</b>

**The Contract Documents are modified as follows upon execution of this Change Order:**

Description: Final Adjusting Change Order to the Contract - Includes the deletion of the SCADA Allowance from the pay items and contract amount. This work will be performed by the County's SCADA provider under separate contract.

Attachments: (List documents supporting change):  
None

CHANGE IN CONTRACT PRICE:	CHANGE IN CONTRACT TIMES:
Original Contract Price: <b>\$874,250.00</b>	Original Contract Times: <input type="checkbox"/> Working Days <input checked="" type="checkbox"/> Calendar Days Substantial completion (days or date): <b>270 days</b> Ready for final payment (days): <b>300 days</b>
Decrease from previously approved Change Orders: <b>0 - 0</b> <b>\$0.00</b>	Increase from previously approved Change Orders: No. ____ to No. ____ Substantial completion (days): <b>0 days</b> Ready for final payment (days): <b>0 days</b>
Contract Price prior to this Change Order: <b>\$874,250.00</b>	Contract Times prior to this Change Order: Substantial completion (days): <b>270 days</b> Ready for final payment (days): <b>300 days</b>
Decrease of this Change Order: <b>-\$50,000.00</b>	Increase of this Change Order: Substantial completion (days): <b>60 days</b> Ready for final payment (days): <b>60 days</b>
Contract Price incorporating this Change Order: <b>\$824,250.00</b>	Contract Times with all approved Change Orders: Substantial completion (days): <b>330 days</b> Ready for final payment (days): <b>360 days</b>

RECOMMENDED: LKC Engineering, PLLC	ACCEPTED: Vance County Water District	ACCEPTED: Phoenix Fabricators & Erectors
By: 	By: _____	By: _____
Engineer (Authorized Signature)	Owner (Authorized Signature)	Contractor (Authorized Signature)
Date: <b>4/14/15</b>	Date: _____	Date: _____
Approved by Funding Agency (if applicable): _____	Date: _____	

# VANCE COUNTY WATER DISTRICT PHASE 2B

**CONTRACT 3 - ELEVATED WATER STORAGE TANK**  
**Final Adjusting Change Order Attachment**

	Schedule of Values	Value	Work Completed to Date	Net Change
1	Engineering/Bonds/Ins	\$ 43,700.00	\$ 43,700.00	\$ -
2	Foundation	\$ 155,000.00	\$ 155,000.00	\$ -
3	Fabrication/Delivery	\$ 315,050.00	\$ 315,050.00	\$ -
4	Erection	\$ 96,000.00	\$ 96,000.00	\$ -
5	Painting	\$ 88,000.00	\$ 88,000.00	\$ -
6	Piping/Sitework	\$ 100,000.00	\$ 100,000.00	\$ -
7	Electrical	\$ 19,000.00	\$ 19,000.00	\$ -
8	Fence	\$ 7,500.00	\$ 7,500.00	\$ -
9	SCADA Allowance	\$ 50,000.00	\$ -	\$ (50,000.00)

<b>TOTALS</b>	<b>\$</b>	<b>874,250.00</b>	<b>\$</b>	<b>824,250.00</b>	<b>\$</b>	<b>(50,000.00)</b>
---------------	-----------	-------------------	-----------	-------------------	-----------	--------------------

<b>Original Contract Amount</b>	<b>\$874,250.00</b>
---------------------------------	---------------------

<b>Revised Contract Amount</b>	<b>\$824,250.00</b>
--------------------------------	---------------------

## RESOLUTION

By the  
Vance County Board of Commissioners

### *SUPPORTING THE KERR LAKE REGIONAL WATER SYSTEM'S PROPOSED INTERBASIN TRANSFER (IBT) PETITION*

**WHEREAS**, Vance County is located within portions of the Roanoke and Tar-Pamlico River basins; and

**WHEREAS**, the Vance County Water District is a bulk water customer of the Kerr Lake Regional Water System and provides water to citizens and property owners within Vance County who are located in both the Roanoke and Tar-Pamlico River basins; and

**WHEREAS**, the Kerr Lake Regional Water System has previously obtained an allocation of storage in Kerr Lake from the US Army Corps of Engineers equivalent to an average annual water demand of 20 million gallons per day (mgd); and

**WHEREAS**, currently the Kerr Lake Regional Water System is limited to transferring 10 mgd from the Roanoke basin and has submitted an IBT request to increase the transfer to 14.2 mgd; and

**WHEREAS**, the total of all the Kerr Lake Regional Water System Partners and wholesale customers are projected to have an adequate water supply for their needs through 2045 if the request to increase IBT is approved; and

**WHEREAS**, the proposed interbasin transfer can occur using existing pipeline infrastructure already in place; and

**WHEREAS**, the alternatives to the transfer all have substantially higher cost and significant potential environmental impacts from pipeline and other infrastructure construction, with no identified benefit to the environment.

**NOW THEREFORE BE IT RESOLVED** that the Vance County Board of Commissioners hereby:


Supports the requested interbasin transfer request of the Kerr Lake Regional Water System as an efficient means to meet the projected water demands for the future of the region it serves.

Adopted this 6<sup>th</sup> day of April, 2015

By:

  
Archie B. Taylor, Jr., Chairman  
Vance County Board of Commissioners

ATTEST

  
Kelly Grisson, Clerk to the Board

## **Information Relative to Kerr Lake Regional Water System (KLRWS) Interbasin Transfer**

The Kerr Lake Regional Water System (KLRWS) is comprised of the City of Henderson, Warren County, and the City of Oxford, and their customers. Henderson's bulk customers include Kittrell, Vance County and Franklin County. Warren County's bulk customers include Norlina, Warrenton and Littleton. Oxford's bulk customers include Stovall, Granville County and Wilton.

The KLRWS has an agreement with the Army Corps of Engineers to withdraw up to 20 million gallons per day (MGD) from Kerr Lake. This agreement has been in place since 1974 and was amended in 2006 to continue with the KLRWS to withdraw up to the 20MGD. Also, the KLRWS Plant has an authorization to expand the Plant to 20MGD. The expansion plans are only for the use of its three partners and its bulk customers, and not for the sale of water to Wake County and/or Raleigh.

To clarify, in the current interbasin transfer (IBT) KLRWS has asked for an additional 4.2MGD above the already grandfathered 10.0 MGD. This was requested through the Interbasin Transfer Petition as prepared by CH2MHill to meet the partner's demands for water to the year 2045. This assessment thoroughly analyzes and discusses the potential impact of the 4.2 MGD increase and concludes the impacts will not be significant. It should be further noted that this is substantially less than the 20 MGD KLRWS is authorized to withdraw from Kerr Lake.

The environmental assessment, prepared by CH2MHill, has complied with all Department of Environment and Natural Resources (NCDENR) requirements, and is posted on their website. The KLRWS was required to publish public notices in the receiving basin and one in the source basin. These notices were published in the *Mecklenburg Sun* (Clarksville, VA) as well as the *Franklin Times* (Franklin County) and the Daily Herald (Halifax County). All requirements for publishing were not only met but exceeded. Even though not required, the *Henderson Dispatch* ran a headline article stating:

"State Holding Hearing on Kerr Lake Water System, Want to Go? The Public Hearing will be held at 6:30 p.m. Tuesday, March 31 at Henderson City Hall, 134 Rose Ave."

Questions also have been raised relative to the amount of water this represents. Remember, the KLRWS can currently withdraw up to 20MGD from Kerr Lake, and this request is for only 4.2MGD above its previously authorized IBT amount of 10.0MGD. The additional 4.2MGD of Interbasin Transfer (not withdrawal) represents .0008 per cent in comparison with the 4.8 Billion Gallons Per Day average that is released through the Kerr Dam.

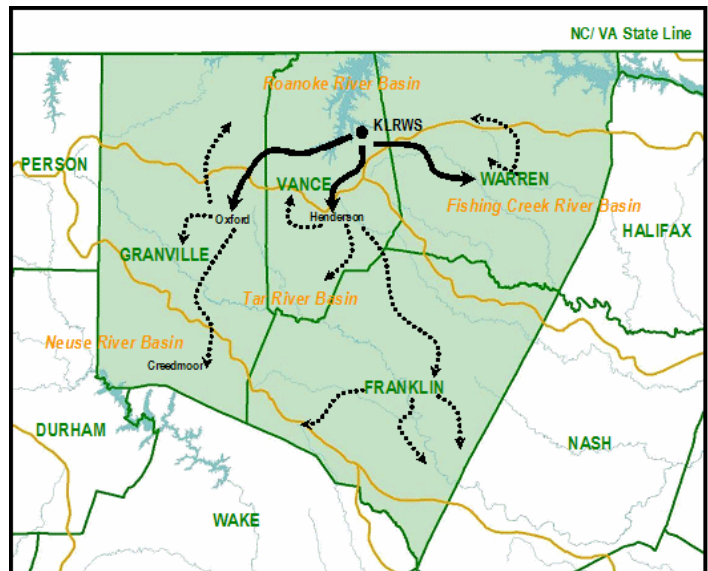
## **KERR LAKE REGIONAL WATER SYSTEM** **INTERBASIN TRANSFER CERTIFICATION REQUEST**

<b>Primary Applicant:</b>	Kerr Lake Regional Water System (CH2MHill consulting)		
<b>Source Basin:</b>	Roanoke		
<b>Receiving Basins:</b>	Tar, Fishing Creek, Neuse		
<b>Average Daily for the Maximum Month IBT:</b>			14.2 MGD
	Roanoke River to Tar River:		10.7 MGD
	Roanoke River to Fishing Creek:		1.7 MGD
	Roanoke River to Neuse River:		1.8 MGD

The Kerr Lake Regional Water System (KLRWS) is a large regional system that currently provides water directly or indirectly to municipal and county systems in northeastern North Carolina. The water supply for the system is John H. Kerr Reservoir (Kerr Lake) on the Roanoke River.

In February 2009, KLRWS submitted a Notice of Intent to Request an Interbasin Transfer (IBT) Certificate to the Environmental Management Commission (EMC). The proposed project, as revised in 2014, will transfer 14.2 million gallons of water per day (mgd), calculated as the average day of a (maximum) calendar month, from the Roanoke River IBT basin to the Tar River (10.7 mgd), Fishing Creek (1.7 mgd), and Neuse River (1.8 mgd) IBT basins. This transfer volume represents the projected 2045 demands of the existing customer base and anticipated growth of the service area. The current grandfathered IBT for the KLRWS is 10 mgd, calculated as a maximum day, which is equivalent to 9.7 mgd, calculated as the average of a calendar month.

The owners of the KLRWS and primary bulk customers served by the system are the City of Henderson, the City of Oxford, and Warren County, known as the "Partners." The City of Henderson is the majority partner and operates and manages the water treatment plant for the water system. The City of Henderson also currently sells water to secondary bulk customers that include communities in Warren, Vance, Franklin, and Granville Counties. These include Stovall, Warrenton, Norlina, Vance County, Kittrell, and Franklin County. Future sales will occur from Oxford to South Granville Water and Sewer Authority (SGWSA) for use by Creedmoor and its customer, Wilton. Franklin County now owns the Youngsville water system and also sells water to Bunn and Lake Royale.



Kerr Lake is managed by the United States Army Corps of Engineers (USACE) for many purposes including water supply. In 2005, the USACE granted KLRWS a 20 mgd annual average day storage allocation in Kerr Lake. This demand is not projected to be exceeded by the water system through 2060.

### **Current dates of interest:**

- February 20, 2015: Closing date for comments on Environmental Assessment (EA) document
- March 11 and 12, 2015: Request to WAC and EMC for public hearing
- [March 31, 2015 Notice of Public Hearing](#)
- July 9, 2015: Final Determination by EMC on IBT Certificate





## North Carolina Department of Environment and Natural Resources

Pat McCrory  
Governor

Donald R. van der Vaart  
Secretary

### FINDING OF NO SIGNIFICANT IMPACT (FONSI)

#### **Kerr Lake Regional Water System Interbasin Transfer (IBT) Request Warren, Vance, Franklin, Granville Counties, North Carolina**

The North Carolina Environmental Policy Act (G.S. §113A) requires that the Division of Water Resources determine whether a proposed major agency action will significantly affect the environment. The Kerr Lake Regional Water System (KLRWS) Interbasin Transfer (IBT) is such a major action. The proposed project will transfer 14.2 million gallons of water per day (mgd), calculated as the average day of a (maximum) calendar month, from the Roanoke River IBT basin to the Tar River (10.7 mgd), Fishing Creek (1.7 mgd), and Neuse River (1.8 mgd) IBT basins. This transfer volume represents the projected 2045 demands of the existing customer base and anticipated growth of the service area. The current grandfathered IBT for the KLRWS is 10 mgd, calculated as a maximum day, which is equivalent to 9.7 mgd, calculated as the average of a calendar month.

The KLRWS is a large regional system that currently provides water directly or indirectly to municipal and county systems in northeastern North Carolina. The water supply for the system is John H. Kerr Reservoir (Kerr Lake) on the Roanoke River. The owners of the KLRWS and primary bulk customers served by the system are the City of Henderson, the City of Oxford, and Warren County, known as the "Partners." The City of Henderson is the majority partner and operates and manages the water treatment plant for the water system. The City of Henderson also currently sells water to secondary bulk customers that include communities in Warren, Vance, Franklin, and Granville Counties. These include Stovall, Warrenton, Norlina, Vance County, Kittrell, and Franklin County. Future sales will occur from Oxford to South Granville Water and Sewer Authority (SGWSA) for use by Creedmoor and its customer, Wilton. Franklin County now owns the Youngsville water system and also sells water to Bunn and Lake Royale.

Kerr Lake is managed by the United States Army Corps of Engineers (USACE) for many purposes including water supply. In 2005, the USACE granted KLRWS a 20 mgd annual average day storage allocation in Kerr Lake. This demand is not projected to be exceeded by the water system through 2060.


In order to determine whether the KLRWS IBT will cause significant environmental impacts, an environmental assessment has been prepared. The environmental assessment is attached. It contains detailed information on the key issues, including a detailed description of the proposed project, and potential environmental impacts with proposed mitigation measures. The following is a summary of the environmental impact analysis conducted:

- No direct impacts to any land or water resources are anticipated from this proposed project because no construction activities or additional infrastructure are needed for the proposed IBT. A summary of secondary and cumulative impacts (SCI) are included in Chapter 5 and mitigation efforts associated with any potential secondary and cumulative impacts are detailed in Chapter 6.

- The source and receiving basins detrimental cumulative effects were analyzed using a hydrologic model developed for the Roanoke River basin. The model is used to assess the potential effects of any water withdrawal, discharge or transfer activity. Water supply data related to water systems in these models is sourced from the Division of Water Resources Local Water Supply Plans (LWSP). The applicants have all submitted updated LWSPs and this data was used in the hydrologic model.
- Hydrologic modeling results presented in the EA effectively demonstrate that the proposed water supply project will have no significant detrimental effects on the water levels in Kerr Lake. These modeling efforts included agricultural, recreational, and industrial uses, as well as upstream and downstream water supply demands from water systems. The results from the hydrologic modeling also demonstrate that the proposed project will cause no significant alterations of releases into the Roanoke River downstream of John H. Kerr Reservoir Dam. No operational changes will be needed on any of the downstream reservoirs to maintain minimum flow targets. Due to these results, the proposed project is not expected to effect downstream flows in the Roanoke River. Therefore, no direct impacts are expected from the preferred alternative as described above.

As evidenced in the environmental assessment, the KLRWS has been in full compliance with their current grandfathered allowable IBT. The preferred alternative was selected because it meets the demonstrated water supply needs while minimizing any potential impacts resulting from the IBT. On the basis of the analysis conducted for the environmental assessment, it has been concluded that the KLRWS IBT Certificate will not have a significant adverse effect on the quality of the environment. No environmental impact statement (EIS) will be prepared and this FONSI completes the environmental review record. The FONSI and environmental assessment shall be available for inspection and comment for 30 days at the State Clearinghouse.

Summary of FONSI for publication in the Environmental Bulletin: After completion of an environmental assessment under G.S. 113A, a FONSI has been made in the case of the Kerr Lake Regional Water System Interbasin Transfer Certificate. Information supporting the need for the proposed project was reviewed, along with relative impacts, other alternative approaches and mitigating measures.

 1/14/15  
Tom Fransen (Date)  
Chief, Water Planning Section  
Division of Water Resources

# ***Committee Reports and Recommendations***



# Vance County

## Committee Reports and Recommendations

### May 4, 2015

#### **Human Resources Committee**

**Position Vacancies.** (A) The Sheriff's Office has a position vacancy for *Deputy Specialist*. This position serves as a detective to investigate crimes or to conduct narcotics investigations, performing special crisis intervention programming and training, or performing specialized civil processes in a program for collection of writs of execution. (B) Social Services has a position vacancy for a *Social Worker IAT*. This position is responsible for the investigation, assessment and treatment of children and families based on allegations that are reported to Child Protective Services. (C) Social Services has a position vacancy for an *Income Maintenance Caseworker II* in Food and Nutrition. This position involves taking applications, determining eligibility and maintaining cases for F & N services. (D) Social Services has a position vacancy for a *Nutrition Site Manager*. This is a part-time 49% position located at the Senior Center and oversees the nutrition program which includes home-delivered meals and on-site meals. (E) Social Services has a position vacancy for a *Social Worker III* in Adult Services. This is a lead worker position that carries a caseload as well for adult protective services. *[Recommendations are contingent upon endorsement by the Human Resources Committee.] Authorize the filling of the vacant positions as requested.*

#### **Public Safety Committee**

**Reorganization of Fire/EMS Department.** The committee (Brummitt [C], Brown, and Wilder) met on Tuesday, April 7<sup>th</sup> and on Monday, April 20 to discuss a proposed reorganization of the Fire/EMS Department. During the April 7<sup>th</sup> meeting, Commissioners Brummitt and Wilder presented a proposal and Commissioner Brown presented a proposal. During the discussion, it was anticipated by committee members that both proposals could be incorporated together into a final version. The proposals from a general standpoint include adding a 4<sup>th</sup> EMS Unit, splitting out Fire and EMS as separate departments, as well as hiring a separate EMS Director, Fire Chief, and Fire Marshall. Additionally, the proposal would create additional positions and shift existing positions to accommodate the reorganization. Staff has been tasked with creating a final budgetary impact and will be discussing the proposal further with the committee. *For Your Information*

**Revisions to Administrative Policy concerning adopting and rescuing Pit Bull and Pit Bull Mixed Animals.** During its April 20, 2015 meeting, the committee reviewed a minor revision to the animal control policies as recommended by the animal control advisory group. Existing policy only allows pit bull and pit bull mixes to be rescued by groups and adoption agencies outside of North Carolina. The revised policies (see attached) allow these animals to be made available for rescue through any and all rescue groups, which must be a 501c3 organization and must be an approved group by Vance County Animal

Control. The committee recommended approval of the revised policy. ***Recommendation:** Approve the revised Administrative Policy regarding adoptions and Rescues of Pit Bull or Pit Bull Mixed Animals.*

### **Ad Hoc Revaluation Committee**

The committee (Brummitt [C], Brown, and Garrison) met on Monday, April 20, 2015 to begin discussion and set parameters for the ongoing revaluation process. The committee discussed the importance of educating the public and acting as a liaison for the full Board. Additionally, they discussed the need for communicating to the public the process as well as the impacts that the revaluation could have on property values and property taxes. The committee reviewed the concept of a revenue-neutral tax rate whereas the tax rates would be adjusted to account for a loss or gain in property value and the need for communicating this concept to the public. The committee recommended the creation of a page on the county website devoted to providing public information and stressed the importance of mail, web and media in communicating and informing the public. It is anticipated that the committee will meet as needed to be provided updates on the process and outcomes. ***For Your Information***

### **Properties Committee**

***Individual Property Matter.*** The committee (Brown [C], Brummitt, and Hester) met on Wednesday, April 22 and reviewed an offer from Henderson Collegiate to purchase five vacant parcels adjacent to their new school site. The charter school has made an offer of \$2,000 plus the cost of publication to purchase the property that was formerly owned by Harriett and Henderson and deeded to the County upon the closing of the business. All of the properties are vacant and the majority of the parcels have no actual roadway access. The committee recommended by a 2-1 vote to proceed with selling the properties. ***Recommendation:** Proceed with the upset bid process for the sale of tax parcels 0088-06013, 0088-06016, 0088-06019, 0088-08006, and 0089-02005 by resolution.*

***Transfer of Ownership Interest – 255 Andrews Avenue and 324 Charles Street properties.*** The committee discussed an arrangement to transfer the County's ownership interest in 255 Andrews Avenue to the City of Henderson and having the City transfer their interest in 324 Charles Street to the County. Both properties are currently owned by the City and County as a result of foreclosures, and the goal of the transfers is to allow actions concerning the properties to be controlled by only one Board. The County intends to proceed with getting the occupant(s) out of Charles Street and the City will manage Andrews Avenue. If either is sold, the proceeds will still be divided according to the current percentage of ownership. ***Recommendation:** Proceed with transferring the County's ownership in 255 Andrews Avenue to the City of Henderson while retaining a beneficial interest in any sales proceeds, and agreeing to accept the City's ownership in 324 Charles Street on like terms, so the County may proceed with removing the current occupant.*

***Tax Collection/Foreclosure Procedure.*** The committee reviewed the written policy as put together by the tax administrator and county attorney concerning the Billing and Collection process for property taxes. The committee discussed the importance of being fair and equitable in choosing properties for foreclosure and also discussed the importance of having this done in the most economical way for the County. [\*For Your Information\*](#)

***Marketing & Disposition of REO Properties.*** The committee was provided an update on the staff's intention to complete an inventory of Real Estate Owned (REO) properties owned by the City and County. A total of 127 parcels/properties are owned by the City and County with an additional 59 owned by the County as a result of foreclosures. The inventory would allow for pictures to be obtained as well as basic information which could be utilized in marketing the properties. This information would allow the committee to better review the properties as offers to purchase are received. [\*For Your Information\*](#)

***Lease Agreements.*** The committee reviewed a list of the County property leases and requested that they be made available to the full Board. [\*For Your Information\*](#)

***Maintenance of County Buildings.*** The committee discussed the need for additional measures to be taken to address building maintenance issues that have been deferred during the past few years of the recession. The staff informed the committee that a specific designation of funds is being recommended within the proposed budget to address a portion of the critical needs. Additional information as well as a list of critical building needs have been provided in the proposed budget submittal to the full Board. [\*For Your Information\*](#)

### **Planning and Environmental Committee**

***Review of Zoning Ordinance Amendment.*** The committee (Wilder [C], Garrison, and Taylor) met on Thursday, April 23 following the public hearing held on April 6, to review the proposed zoning ordinance amendments concerning solar farms and providing additional flexibility in the development of church and family cemeteries, manufacturing uses and home occupations. The committee reviewed the ordinance amendment and held a detailed discussion on setbacks, distance separation between solar farms, and the necessity of annual inspections for solar farms. The committee agrees with the Planning Board that a 100 foot setback is necessary particularly to separate the use from other residential and agricultural uses while also allowing space for larger buffer areas. The committee believes that an annual inspection is necessary for three years following the issuance of the zoning permit to verify continued compliance with the zoning ordinance. In association with the creation of an annual inspection and to cover additional staff time necessary for solar farm submittals, the committee recommends updating the fee schedule for the Planning and Development Department adding a fee of \$400 for a Solar Farm Conditional Use Permit.

In regard to requiring a distance separation between solar farms, two committee members favored a ½ mile separation while the third member felt that a distance separation requirement would create an unfair situation for farmers. The committee discussed the

fairness of a distance separation and discussed the balance between regulating farmer's ability to develop a solar farm vs. the impact of multiple solar farms in close proximity on neighboring property owners. The committee recommended proceeding with the ordinance amendment inclusive of the 100 foot setback, annual inspection and fee increase for solar farm conditional use permits. The committee could not reach a consensus on the ½ mile separation requirement, but wanted to discuss further with the full Board in order to decide this matter. ***Recommendation#1: Approve the Zoning Ordinance amendment to provide additional protections for solar farms and to provide additional flexibility in the development of church and family cemeteries, manufacturing uses and home occupations.*** ***Recommendation#2: Approve a revision to the Planning and Development Department fee schedule adding a fee of \$400 for solar farm conditional use permits.***

**Administrative Policy**  
**Regarding Adoptions and Rescues of Pit Bull or Pit Bull Mixed**  
**Animals and Other Adoption Policies of the Vance County Animal**  
**Shelter.**

This policy is being created to aid in the placement of animals into new homes, alleviate conditions that can lead to overcrowding at the animal shelter, and continue to ensure the stay of animals at the shelter is humane.

A pit bull or pit bull mix that presents to the animal shelter as having a good nature and temperament may be made available for rescue through any and all rescue groups; which have obtained IRS 501c3 status or the equivalent and have been authorized by Vance County Animal Control. Vance County Animal Control reserves the right to revoke rescue privileges at any time, with or without cause.

The Vance County Animal Shelter Director or the appointed staff, in accordance with the guidelines the director has established, shall perform an initial evaluation on any such pit bull or pit bull mix. Provided the pit bull or pit bull mix meets the requirements for adoption or rescue, then all transportation of pit bull or pit bull mix must be approved by and arranged through the Vance County Animal Control.

Any animal deemed to be adoptable, which such determination shall be made at the discretion of the Director of Vance County Animal Control, after the initial intake and after a minimum initial 24 hour holding and evaluation period, may be made available for previously approved rescue groups to photograph and will be allowed to post and otherwise advertise such animals for adoption or rescue. Animals not initially determined to be adoptable may continue to be evaluated for an additional 48 hours, subject to housing and space allowances, to further determine adoptability. If the initial 24-hour period expires on a day that the animal shelter is closed, it may be extended to the next day the shelter is open. The Director shall have the right to change the adoption eligibility status of any such animal at any time, and any rescue groups currently advertising the animal as available for adoption shall immediately remove the same from all such lists.

All adoptions and rescues shall be picked up during normal business hours of the Vance County Animal Shelter. If the rescuing agency cannot be at the facility during those hours, they may coordinate their rescue with the preapproved rescue organization and the animals may be removed upon their release dates.

**RESOLUTION AUTHORIZING UPSET BID PROCESS  
FOR SALE OF REAL PROPERTY  
Empty lots on Reservoir Street, Berry Street, Carolina Avenue and unnamed street,  
Henderson, NC 27536**

**WHEREAS**, Vance County owns certain real property with an address of **Empty lots on Reservoir Street, Berry Street, Carolina Avenue and unnamed street, Henderson, North Carolina**, and more particularly described by the Vance County Tax Department as Parcel Number **0089-02005; 0088-08006; 0088-06019; 0088-06016; 0088-06013**; and,

**WHEREAS**, North Carolina General Statute §160A-269 permits the county to sell real property by upset bid, after receipt of an offer for the property; and,

**WHEREAS**, the County has received an offer to purchase the real property described herein above in the amount of **\$2,000.00** subject to the terms and conditions as included in the submitted offer to purchase bid, submitted by *Henderson Collegiate, Inc.*; and,

**WHEREAS**, *Henderson Collegiate, Inc.* has paid the required deposit in the amount of **\$750.00** with their offer.

**THEREFORE, THE VANCE COUNTY BOARD OF COMMISSIONERS  
RESOLVES THAT:**

1. The Board of County Commissioners declares the real property described above surplus and authorizes its sale through the upset bid procedure of North Carolina General Statute §160A-269.

2. A notice of the proposed sale shall be published which shall describe the property and the amount of the offer and shall require any upset offer be subject to the same terms and conditions as contained therein except for the purchase price.

3. Any person may submit an upset bid to the Clerk to the Board of County Commissioners within 10 days after the notice of sale is published. Once a qualifying higher bid has been received, that bid will become the new offer.

4. If a qualifying upset bid is received, a new notice of upset bid shall be published, and shall continue to do so until a 10-day period has passed without any qualifying upset bid having been received. At that time, the amount of the final high bid shall be reported to the Board of County Commissioners.

5. A qualifying higher bid is one that raises the existing offer by the greater of \$750 or ten percent (10%) of the first \$1,000.00 of that offer and five percent (5%) of the remainder of the offer and is subject to the same terms and conditions of the previous bid.

6. A qualifying higher bid must also be accompanied by a deposit in the amount of the greater of \$750 or five percent (5%) of the bid, which may be made by cash, cashier's check or certified funds. The County will return the deposit of any bid not accepted and will return the bid of an offer subject to upset if a qualifying higher bid is received.

7. The terms of the final sale are that the Board of County Commissioners must approve the final high offer before the sale is closed and the buyer must pay with certified funds or wire transfer the bid amount and any other amounts as required pursuant to the terms and conditions of the bid at the time of closing, which shall be no later than 30 days following the approval by this Board of the final bid. The real property is sold in its current condition, as is, and the County gives no warranty with respect to the usability of the real property or title. Title will be delivered at closing by **a Non Warranty Deed**, subject to exceptions for ad valorem taxes, assessments, zoning regulations, restrictive covenants, street easements, rights of others in possession and any other encumbrances of record. Buyer shall pay for preparation and recording of the Deed and revenue stamps.

8. The County reserves the right to withdraw the property from sale at any time before the final high bid is accepted **and the right to reject all bids at any time.**

9. If no qualifying upset bid is received, the Board of County Commissioners will accept or reject the bid submitted within 60 days after the close of the 10-day upset period.

This the 4<sup>th</sup> day of May, 2015.

---

Archie B. Taylor, Jr., Chairman  
Vance County Board of Commissioners

ATTEST:

---

Kelly H. Grissom, Clerk to the Board



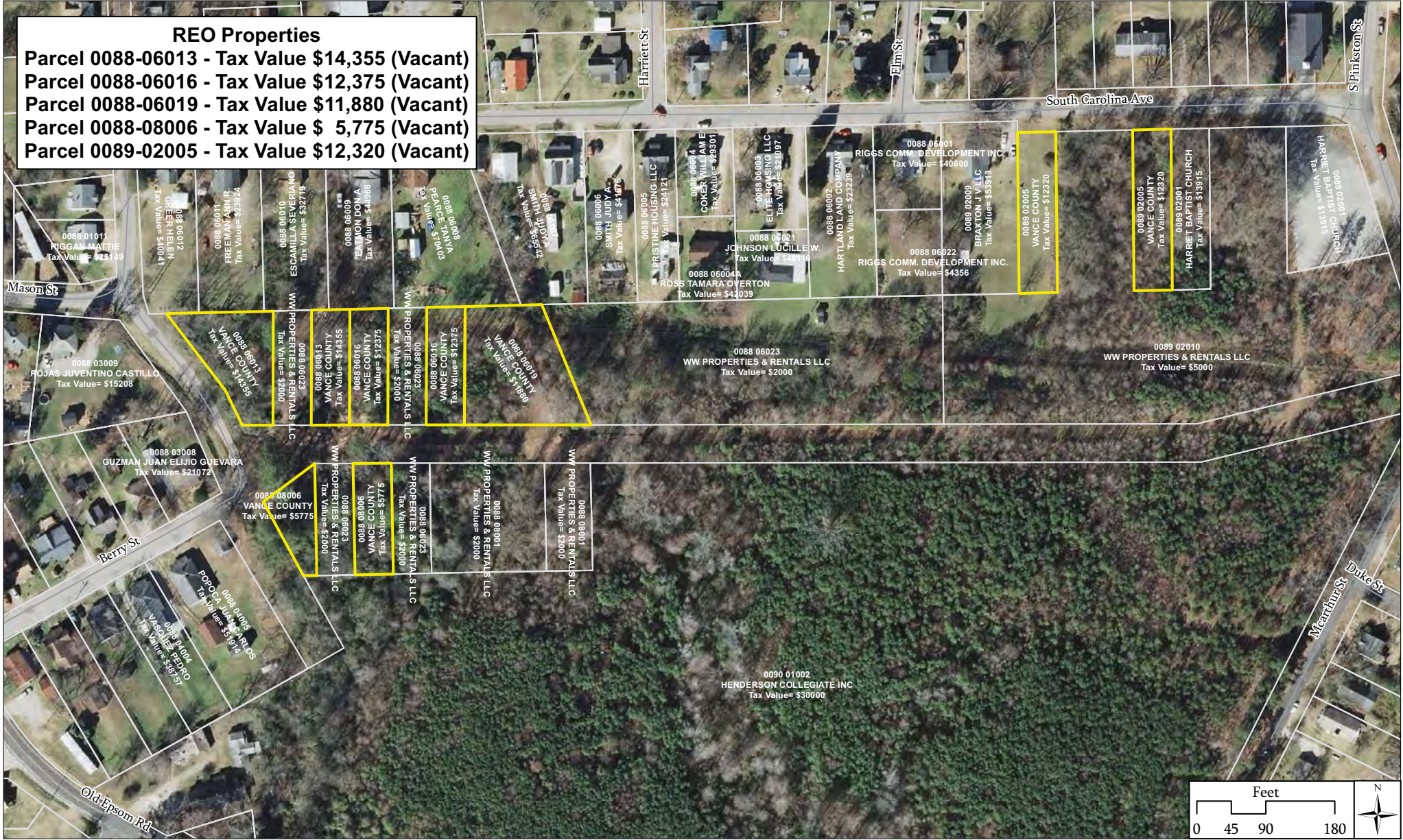
Parcel 0088-06013 - Tax Value \$14,355 (Vacant)  
Parcel 0088-06016 - Tax Value \$12,375 (Vacant)  
Parcel 0088-06019 - Tax Value \$11,880 (Vacant)  
Parcel 0088-08006 - Tax Value \$ 5,775 (Vacant)  
Parcel 0089-02005 - Tax Value \$12,320 (Vacant)

**Parcel 0088-06016 - Tax Value \$12,375 (Vacant)**

**Parcel 0088-06019 - Tax Value \$11,880 (Vacant)**

**Parcel 0088-08006 - Tax Value \$ 5,775 (Vacant)**

**Parcel 0089-02005 - Tax Value \$12,320 (Vacant)**





# **Vance County Tax Office**

VANCE COUNTY ADMINISTRATIVE BLDG.  
122 YOUNG STREET SUITE E  
HENDERSON, NC 27536  
252-738-2040

PORCHA C. BROOKS  
TAX ADMINISTRATOR



CYNTHIA W. LLOYD  
ASSISTANT TAX ADMINISTRATOR

## **Billing and Collection Process for Property Taxes**

1. From January until the annual billing, receive and apply any prepayments taxpayers wish to make prior to billing.
2. Prior to the annual billing, insure all prepayments made by or on behalf of taxpayers have been posted.
3. Mail out annual bills as soon as practical, with the goal of having them mailed by the first week of August.
4. After the annual bills are mailed, taxpayers will have the opportunity to start making payment arrangements on the current year taxes. Payment arrangements on any other taxes due may be made at any time.
5. In September send billing file to various Mortgage Companies which have requested the same.
6. From September to December receive and post payments from taxpayers and various Mortgage Companies.
7. 2<sup>nd</sup> week in December mail out reminder letters for parcels transferred after January 1.
8. Week of January 15<sup>th</sup> mail out garnishment and bank attachment notices.
9. 1<sup>st</sup> week in February mail out Debt Setoff Notices and Last Notice before Advertising
10. 2<sup>nd</sup> week in March, advertise all delinquent accounts from the previous tax year as required by law.
11. After the advertisement period, the county will begin to send delinquent accounts to Foreclosure.

Accounts sent to foreclosure will be at the discretion of the Tax Administrator. The tax office will send accounts to the Foreclosure Attorney monthly.

The Tax Administrator's goal is to achieve the highest collection rate of all Ad Valorem Taxes as possible, and in determining which accounts to forward to the Foreclosure Attorney, shall make such determinations to achieve this goal, but also shall be mindful of making sure that the same is done in the most *feasible* and *economic* way to the County. The Tax Administrator will exercise his/her judgment while making a determination on each account as to whether it should be sent to foreclosure, concentrating on those accounts which foreclosure will assist in the collection of taxes owed or returning valuable property to the tax rolls and a taxpayer who will fulfill their duty to pay taxes.

When a tax bill becomes delinquent, the Tax Office will try various methods and multiple attempts to notify the taxpayer and possible owners (in the case of heir property, ownership may be unknown) about the delinquent bill to see if the bill can be collected without having to send the account to foreclosure. The Tax Office will set up a payment plan with a taxpayer so long as the payment plan is designed to pay off the account within a reasonable period of time and all future taxes are kept current as well, but the Tax Office is not required to do so, and ***can terminate payment plans at any time for any reason***. The final step in the collection procedure is a letter sent by the Foreclosure Attorney to the last known address of an owner and/or taxpayer. If these methods still fail, the Tax Office will notify the Foreclosure Attorney to commence foreclosure proceedings. Once the Vance County Tax Office assigns properties to the attorney to foreclose, the Tax Office marks its computer records with the assignment. Payment of taxes, interest, fees and cost, must be made through the Foreclosure Attorney. Persons interested in paying off properties in foreclosure must contact the Foreclosure Attorney directly to whom that property was assigned to secure a payoff quote.

FORECLOSURES AS OF APRIL 22, 2015  
OWNED BY VANCE COUNTY  
LIST FOR PUBLIC USE

Date Recorded	Deed Reference	Street Num	Property Location	Parcel #	Acct#
7/30/2009	1204/59		Nicholas St.	111-2-2	322
2/9/2010	1211/1047		Jenkins Land	365-2-45	7126
7/30/2010	1218/975		Tungsten Mine Rd	317-3-13	14829
8/18/2010	1219/312	750	Van Dyke Rd.	460-1-45	51269
12/17/2010	1224/880		Lynnbank Meadows Lot 11	460-1-46	7048
12/17/2010	1224/883		Lynnbank Meadows Lot 12	460-1-47	24397
12/14/2011	1238/569		Mindy Ln.	407-1-45	27607
12/14/2011	1238/569		Mindy Ln.	407-1-52	27607
12/29/2011	1239/45	2257	St. Matthews St.	67-1-8	31162
5/31/2012	1245/636		Angel Lane	612-3-1	1758
9/6/2012	1249/1117		Hwy 39 (.28 ac & store)	325-3-39	41822
9/6/2012	1249/1111		Hwy 39 North (1 ac off )	325-4-5	41820
11/13/2012	1253/198		Cedar Cove Rd.	593-1-31	1963
11/13/2012	1253/194	14	Colenda Ln.	325A-2-11	41889
11/28/2012	1253/977	1210	Epsom Rd.	112-5-1A	15397
11/28/2012	1253/977	1214	Epsom Rd.	112-6-4	1556
12/28/2012	1255/581	1335	Epsom Rd.	216-4-2	60337
1/3/2013	1255/787		St. Matthews St.	66-5-3	31153
3/21/2013	1259/804		Dunston Land	469-1-11	11721
3/21/2013	1259/795		J.J. Edwards Land	401-2-5	21774
6/6/2013	1263/104		Bowen Crossing	212-2-12	35343
6/6/2013	1263/ 98		Burwell Land	581-1-3	1944
6/25/2013	1263/1121		Jonathan's Run	458A-3-7	1015248
8/29/2013	1267/548		Sam Hunt Land	359-1-8A	31929
9/13/2013	1268/196	2229	St. Matthews St.	67-1-3	30476
10/18/2013	1270/ 136		Hwy 39	206-2-16A	31136
11/20/2013	1271/928		Roberts Ave.	452-3-24	6945
11/25/2013	1271/1142		Bullocksville Park Rd.	586-1-12	2591
12/3/2013	1272/315		Island Creek Estates	352A-3-2	32695
12/3/2013	1272/318		Mettrey Estates	552C-2-3	18476
12/9/2013	1272/555		Twelve Oaks #39	547-2-69	22825
12/16/2013	1272/1037		Nicholas St. (off)	111-3-23	20318
12/16/2013	1272/1031		Townsville	325C-4-1	42077
12/20/2013	1273/172		Ward Land	599-1-9	7057
3/21/2014	1276/737		Chavasse Land	111-1-18	60021
3/28/2014	1276/1105		Billie Rodwell Land	404-3-8	21613
3/28/2014	1276/1111		St. Matthews St.	66-5-4	40280
5/9/2014	1278/894	202	Hawkins Dr.	111-4-6	20607
5/9/2014	1278/897	412	Bobbitt St.	68-2-52	3223
5/29/2014	1279/497		Spring Valley Rd.	201-1-1B	3544
7/15/2014	1281/102		Floyd Land	460-1-26	50213
7/15/2014	1281/108		W.G. Travis Land	404-3-25	21775

FORECLOSURES AS OF APRIL 22, 2015  
OWNED BY VANCE COUNTY  
LIST FOR PUBLIC USE

Date Recorded	Deed Reference	Street Num	Property Location	Parcel #	Acct#
8/15/2014	1282/654		Oxford Rd.	215-1-14B	41303
8/22/2014	1282/991		Dabney Heights Ln.	408A-1-23	21853
8/28/2014	1283/170		Kittrell Land	480-1-3A	50533
8/29/2014	1283/318		Building	526-2-8	22517
8/29/2014	1283/321		Home Land	303-2-5	42504
9/5/2014	1283/686	406	Tower Lane	531A-2-1	41196
9/5/2014	1283/690		Nicholas St.	111-3-22	60524
9/18/2014	1283/1184		H.G. Taylor Land	325-2-2	42589
9/24/2014	1284/193		1807 Nicholas St.	111-4-17	7335
9/24/2014	1284/193		Nicholas St. MH	111-4-17L	7335
10/24/2014	1285/408		2554 Spring Valley	201-1-1A	31390
10/31/2014	1285/941		175 Freedom Ln	541D-1-33	36062
10/31/2014	1285/941		Freedom Ln.	541D-1-34	36062
12/12/2014	1287/847		Kittrell	479-1-18	50895
2/13/2015	1290/351		Spring Valley Road	201-1-1	41173
2/13/2015	1290/357		Tanner St.	111-4-9	41374
2/13/2015	1290/357		Tanner St.	111-4-14	41374

FORECLOSURES AS OF APRIL 22, 2015  
OWNED BY CITY OF HENDERSON & VANCE COUNTY  
\*PROPERTY LOCATED WITHIN CITY LIMITS OF HENDERSON

**LIST FOR PUBLIC USE**

Date Recorded	Deed Reference	Street Num	Property Location	Parcel #	Account #
4/10/2007	1149/859	225	Pearl St.	98-3-12	30682
10/31/2007	1164/212	725	Roberson St.	68-1-14	10785
1/23/2009	1194/113	809	David St.	68-1-21	20094
3/26/2009	1197/96	800	Arch St.	27-2-13	5247
5/11/2009	1199/608	552	Thomas St.	21-1-11	1429
5/11/2009	1199/612	318	Pearl St.	98-1-4	23996
5/11/2009	1199/620	1010	Orange St.	103-4-5	40397
7/30/2009	1204/55	417	Clark St.	78-4-13	21141
7/30/2009	1204/63	537	Horner St.	22-2-14	6620
7/30/2009	1204/63	533	Spring St. W.	22-3-8	6620
10/12/2009	1207/12	630	Breckenridge St.	103-9-3	20038
2/9/2010	1211/1050		Wall St. (50 ft.)	104-6-5	10670
4/29/2010	1215/69	849	Lamb St.	61-3-19	30418
6/25/2010	1217/250	940	David St.	68-2-6	11240
6/25/2010	1217/253		Water St.	69-5-1	292
7/20/2010	1218/304	815	Water St.	69-4-20	25426
7/20/2010	1218/307	529	Highland Ave.	78-2-17	24557
9/30/2010	1221/46	695	Adams St.	79-5-8	16089
9/30/2010	1221/49		Townsville Rd. (26ft.)	107-1-23	40332
10/7/2010	1221/454	910	Andrews Ave.	77-1-3	6354
1/31/2011	1226/667	505	Winder St.	76-6-2	30977
1/31/2011	1226/670	1129	Booker St.	21-3-17	518
2/25/2011	1227/443	853	Water St.	69-5-9	60448
5/26/2011	1230/1087		Cameron Dr.	42-3-5	1654
5/26/2011	1230/1090	629	Powell St.	95-1-8	41175
5/26/2011	1230/1090		Ranes Dr.	96-6-10	41175
8/18/2011	1234/65	1104	Andrews Ave. W.	107-1-22	40168
9/30/2011	1235/525	416	Parham St.	22-1-9	90968
9/30/2011	1235/528	248	Denver St.	58-4-2	312
11/16/2011	1237/204	335	Pearl St.	98-2-21	31133
12/14/2011	1238/572		Johnston St.	71-4-15	217
5/24/2012	1245/276	884	Lamb St	61-5-5	18965
5/24/2012	1245/276	904	Lamb St	61-5-3	18965
5/24/2012	1245/276	912	Lamb St	61-5-2	18965
5/24/2012	1245/276	913	Lamb St	61-1-12	18965
5/24/2012	1245/276	302	Main St.	61-5-1	18965
5/24/2012	1245/276	306	Main St.	61-5-19	18965
5/24/2012	1245/276	715	Vaughan St.	75-2-4	18965
6/22/2012	1246/595	517	Winder St.	76-6-4	664
6/22/2012	1246/598	469	Merriman St.	21-7-17	7738
7/18/2012	1247/692	523	Winder St.	76-6-5	737
7/18/2012	1247/692		Winder St. (47ft.)	92-1-32	737
7/18/2012	1247/692		Winder St. (48ft.)	76-6-5A	737
7/18/2012	1247/696	521	Nethery St.	93-3-12	30189
7/18/2012	1247/699	228	Main St.	61-1-13	12972
7/18/2012	1247/702		Williams St. N. (4 ac)	70-1-4A	30418

**FORECLOSURES AS OF APRIL 22, 2015**  
**OWNED BY CITY OF HENDERSON & VANCE COUNTY**  
**\*PROPERTY LOCATED WITHIN CITY LIMITS OF HENDERSON**

**LIST FOR PUBLIC USE**

<b>Date Recorded</b>	<b>Deed Reference</b>	<b>Street Num</b>	<b>Property Location</b>	<b>Parcel #</b>	<b>Account #</b>
7/31/2012	1248/266	804	Parkway Dr.	104-6-3	40776
9/6/2012	1249/1114	513	Pettigrew St.	103-5-10	792
11/28/2012	1253/981		College St. (70ft.)	25-14-1	30916
1/14/2013	1256/133		McBorn St. (290ft.)	21-3-14	31146
1/14/2013	1256/136	613	Farrar Ave.	79-6-2	31018
2/18/2013	1257/1149		Wall St.(50ft.)	104-7-5	30821
2/26/2013	1258/528		Parkway Dr.(50ft.)	104-2-6	663
3/21/2013	1259/789		Ranes Dr. (40ft.)	55-1-57	72
3/21/2013	1259/792		Arch St. (50ft.)	92-2-4	529
3/21/2013	1259/798		Swain St.	84-2-3	11072
3/21/2013	1259/801		Winder St. (40ft.)	92-1-31	687
6/6/2013	1263/101	539	Spring St.	22-3-10	60484
8/29/2013	1267/542	572	McBorn St.	21-3-7	31146
8/29/2013	1267/545		Cleveland St.	104-8-9	7376
8/29/2013	1267/545		Cleveland St.	104-8-10	7376
8/29/2013	1267/551	617	Hillside St.	92-1-10	35360
10/18/2013	1270/133	428	College St.	25-8-6	61170
11/20/2013	1271/931		Cherry St.(60ft.)	73-1-16	10500
11/25/2013	1271/1139		Hamilton St. (47ft.)	98-2-3	20963
12/9/2013	1272/558	541	Spring St.	22-3-11	10664
12/16/2013	1272/1034		Crozier St.	61-2-13	10551
2/28/2014	1275/985		East Ave.	79-3-38	20069
2/28/2014	1275/991		Bullock St.	84-3-34	10624
2/28/2014	1275/994	416	Harriett St.	91-4-24	28745
2/28/2014	1275/997	149	Horner St.	3-8-3A	20275
2/28/2014	1275/988		Andrews Ave.	79-3-35	20068
2/28/2014	1275/988		Andrews Ave.	79-3-36	20068
3/21/2014	1276/734	324	Charles St.	76-3-2	12957
3/21/2014	1276/740		Wall St.(50 Ft.)	104-6-9	24048
3/21/2014	1276/740		Raleigh St. (40 ft. N. Henderson)	55-1-52	24048
3/28/2014	1276/1108		McBorn St.(50 Ft.)	21-7-26	40135
3/28/2014	1276/1114		High St.(100 Ft.)	71-1-9	40189
5/9/2014	1278/888	719	Garnett St. N.	75-3-5	27172
5/9/2014	1278/891		Arch St. (80 Ft.)	27-2-14	32712
5/23/2014	1279/200		Booth Ave.(50 Ft.)	84-2-17	20072
5/23/2014	1279/203	430 1/2	Hamilton St.	98-2-4	3995
5/29/2014	1279/500		Andrews Ave.(54 Ft.)	79-3-34	19501
5/29/2014	1279/494		Booth Ave.(50 Ft.)	84-3-7	40029
5/29/2014	1279/500	839	Andrews Ave.	79-3-8	19501
6/20/2014	1280/244	514	Andrews Ave.	73-1-53	18228
7/15/2014	1281/105	250	Lowry St.	61-3-25	16239
7/28/2014	1281/704	421	Alexander Ave.	28-5-7	40705
7/28/2014	1281/707	322	Pearl St.	98-1-3	40800
8/15/2014	1282/651	619	Water St.	78-6-5	41132
8/22/2014	1282/997		Horner St.(64 Ft.)	22-2-8	15744
8/22/2014	1282/995	407	Pettigrew St.	103-6-4	41501

FORECLOSURES AS OF APRIL 22, 2015  
OWNED BY CITY OF HENDERSON & VANCE COUNTY  
\*PROPERTY LOCATED WITHIN CITY LIMITS OF HENDERSON

**LIST FOR PUBLIC USE**

Date Recorded	Deed Reference	Street Num	Property Location	Parcel #	Account #
8/28/2014	1283/173		Nicholas St.(53 Ft.)	27-4-12A	41760
9/24/2014	1284/182	115	Cleveland St.	104-7-4	40059
9/24/2014	1284/182		Cleveland St.(112 Ft. )	104-7-2	40059
10/3/2014	1284/649	731	Flint St.	92-2-12A	23805
10/3/2014	1284/649	651	Hillside Ave.	92-2-18	23805
10/3/2014	1284/649	727, 735	Hillside Ave.	92-1-19, 92-1-20	23805
10/3/2014	1284/649	741, 742	Hillside Ave.	92-1-21, 92-2-12	23805
10/3/2014	1284/649	744, 747	Hillside Ave.	92-2-17, 92-1-23	23805
10/3/2014	1284/649	750, 753	Hillside Ave.	92-2-16, 92-1-24	
10/3/2014	1284/649	754, 756	Hillside Ave.	92-2-15, 92-2-14	23805
10/3/2014	1284/654	531	Highland Ave.	78-2-18	60899
10/24/2014	1285/411		Rockspring St. (89 ft.)	78-6-1	966
10/31/2014	1285/935	609	Marshall St.	91-1-6	987
10/31/2014	1285/938		Orange St.	22-5-8; 22-5-9	10448
12/12/2014	1287/856	715	Chestnut St.	75-1-10	31220
12/12/2014	1287/850	717	Highland Ave.	70-1-33	3157
12/12/2014	1287/853	247	Lowry St.	61-1-10	1397
12/29/2014	1288/283	245	Andrews Ave.	78-1-11	14220
12/29/2014	1288/287	255	Andrews Ave.	78-1-12	31286
12/29/2014	1288/283	35	Breckenridge St.	103-9-8	14220
12/29/2014	1288/280	546	Young Ave.	22-4-2	31580
12/29/2014	1288/280		Young Ave. (94ft.)	22-4-1	31580
1/20/2015	1289/204		Thomas St. (50ft.)	21-1-16	31419
2/13/2015	1290/354	340	Davis St.	27-7-15	16383
2/13/2015	1290/361	701	Powell St.	95-1-9	41173
2/13/2015	1290/361		Ranes Dr. (Next to 94 Ranes Dr.)	55-1-37	41173
2/13/2015	1290/361	672	Rockspring St.	96-6-1	41173
2/13/2015	1290/361	650	Rockspring St.	96-6-4	41173
2/13/2015	1290/361		Sunnyview Terrace	214C-2-25	41173

## Vance County Leased Properties

Landlord	Tenant	Property	Use	Term	Liability	Rent/Square Footage
Barnett Real Properties, Inc.	Vance County	1775 Graham Avenue Henderson, NC	Office Space Economic Development	7/1/13 - 6/30/16	Tenant - Contents Only	\$1,200 per month (768 sq.ft.)
Vance County	Alliance Rehabilitative Care, Inc.	940 County Home Road Henderson, NC	Men's Rehab Home	7/1/14 - 6/30/14	Tenant	\$1 per year (5,100 sq.ft.)
Vance County	Alliance Rehabilitative Care, Inc.	1020 County Home Road Henderson, NC	Men's Rehab Home	1/1/15 - 6/30/17	Tenant	\$1 per year (5,760 sq.ft.)
Vance County	Council of Governments	1724 Graham Avenue Henderson, NC	Office Space	7/1/13 - 6/30/16	Tenant	7/1/13 to 6/30/14 \$9.00/sq.ft. 7/1/14 to 6/30/15 \$9.25/sq.ft. 7/1/15 to 6/30/16 \$9.50/sq.ft. (5,661 sq.ft.)
Vance County	Henderson Collegiate Charter School	906 Health Center Road Henderson, NC	Charter School	7/1/13 - 6/30/15	Tenant	\$1 per year (1.950 acre)
Herman and Mary Anne Davis	Vance County	Hwy 39 North Henderson, NC	Landfill	7/1/87 - auto renewal	Tenant	\$2,243.70 per month annual increase by CPI rate (103 acres)
John and Rose Moody	Vance County	Hwy 39 North Townsville, NC	Convenience Site	3/1/93 - auto renewal	Tenant	\$50 per month (1.55 acre)
Crawford Properties	Vance County	946-T West Andrews Ave. Henderson, NC	Tourism	7/1/14 - 6/30/15	Tenant - Contents Only	\$1,100 per month (1,600 sq.ft.)
Crawford Properties	State of NC	945-E West Andrews Ave. Henderson, NC	Community Corrections	9/1/81 - annual renewals	Landlord	\$1,375 per month (1,600 sq.ft.)
Vance County	State of NC	122 Young Street and 156 Church Street Henderson, NC	Adult Probation and Parole	4/17/85 - renewed every three years	Landlord	No charge (4,405 sq.ft.)
Landmark Asset Services Parham Limited Partnership	Vance County	126 S. Garnett Street Henderson, NC	Senior Center		Tenant - Contents Only	\$450 per month





# Vance COUNTY

NORTH CAROLINA

Planning and Development Department

[www.vancecounty.org](http://www.vancecounty.org)

**TO: Board of Commissioners**  
**FROM: Jordan McMillen, Deputy County Manager**  
**SUBJECT: Solar Farms**  
**DATE: May 5, 2015**

156 Church Street, Suite 3  
Henderson, NC 27536

Ph: (252) 738-2080  
Fax: (252) 738-2089

As a result of the public hearing held on April 6<sup>th</sup> along with comments made by the planning board and planning/Environmental Committee, staff has provided a revised draft of the solar farm zoning amendments.

## Additional Areas of Research

1. **Setback** – Current proposed distance of 100 feet on all sides is consistent with recent amendments made by Granville County and follows the trend made by counties who were early adopters of solar regulations and are revisiting the regulations. The greater setback distance will allow for the necessary space to separate the use from other residential and agricultural uses while allowing space for larger buffer areas and trees.
2. **Distance Separation** – Currently there are no distance separation requirements within ordinances in North Carolina pertaining to solar farms. According to Mr. Tommy Cleveland with the NC Clean Energy Technology Center (formerly NC Solar Center), there is a utility rule that says solar projects with the same, or connected, owners cannot be closer than ½ mile from each other between system perimeters. Additionally he mentioned that there is no rule about how close a solar farm needs to be to a substation, however developers typically look to be within 1 to 3 miles of a substation. Solar farms must be connected to 3-phase power, and if it is not available, new lines must be run to nearby 3-phase lines. As previously heard from Duke Energy representatives, the quality of the electric grid in Vance County is very good. A result of this is multiple solar farms proposed within a very small area in the southeastern part of the county along the NC Hwy 39 corridor. Should the committee consider a ½ mile separation, 2 and possibly a 3rd potential solar farms along this corridor would be eliminated.

Potential language: Distance Separation: Solar Energy Systems, Large Scale (Solar Farms) shall be located a minimum distance of ½ mile from each other measured from the perimeter of the property boundaries containing the farm. This requirement applies to new solar farms.

3. **Growth Rate & Annual Inspection** – Current and proposed regulations require a compact evergreen hedge or other type of evergreen foliage along the perimeter of the facility that grows to 8 feet within 3 years and be maintained in good condition. The current process of staff reviewing the condition on a periodic basis as well as when complaints are made have proven to be successful thus far.

Regarding evergreen species and growth rates, Vance County is located in the USDA Hardiness Zone 7B. Within this zone there are multiple (greater than 24) species of trees belonging to the evergreen group each with variable growth rates and maturity heights. The importance of using an evergreen is because it maintains coverage of leaves throughout the year – in essence always green and therefore creating a better concealing buffer. Due to research indicating variable growth rates due to soil conditions, precipitation/access to water, sunlight, and other factors, it



# Vance COUNTY

NORTH CAROLINA

Planning and Development Department

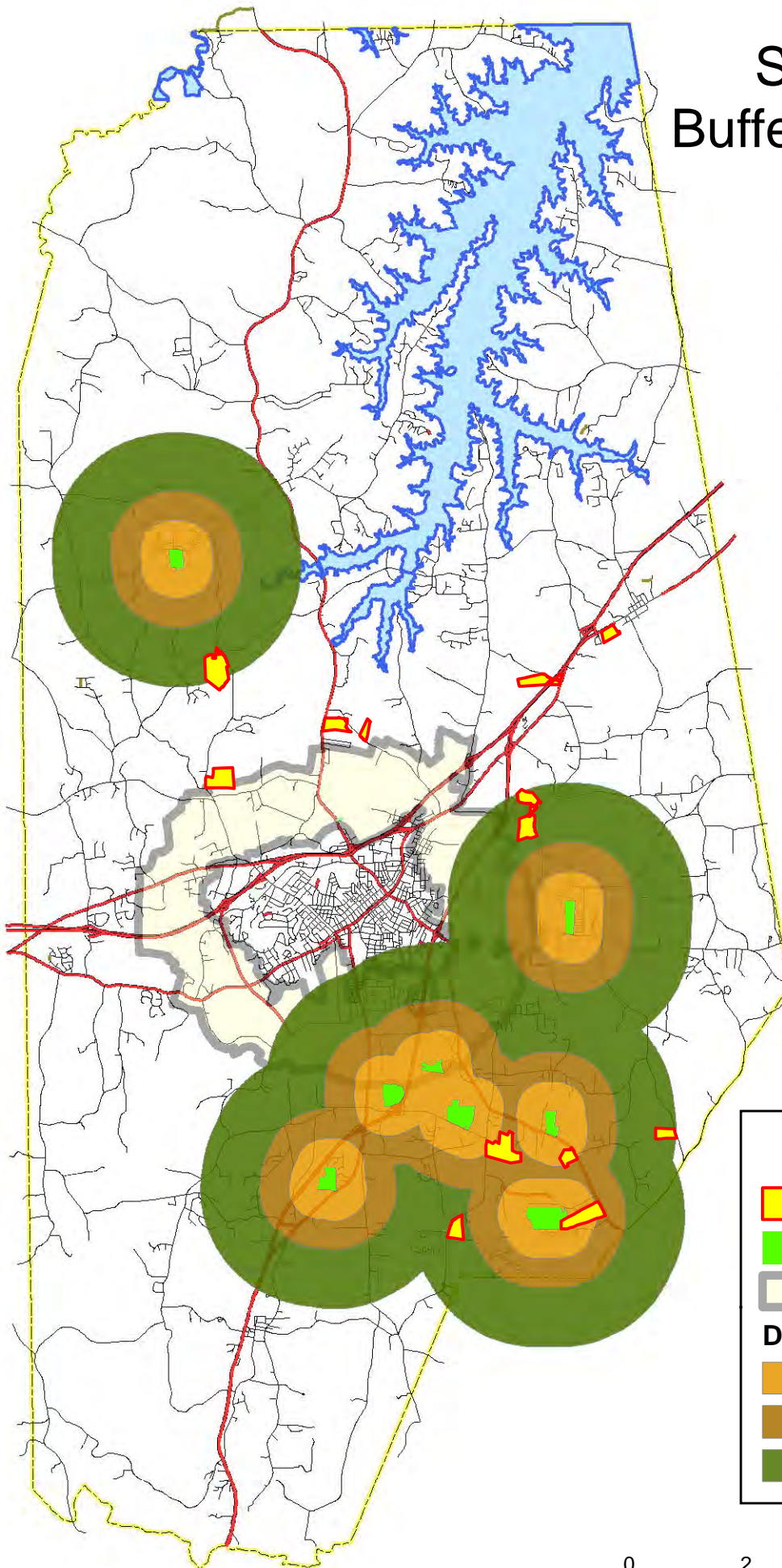
[www.vancecounty.org](http://www.vancecounty.org)

would cause difficulty in creating an objective and measurable growth standard on a yearly basis, however it may be beneficial for staff to complete an annual inspection to ensure that the facility is in compliance with the zoning ordinance in total including condition and maintenance of buffer trees. In order to accommodate the additional inspections, fees for a solar farm conditional use permit should be increased from \$250 to \$400 to account for this additional staff time that is devoted specifically to each solar farm during the first 3 years of growth for new buffers.

Potential Language: Inspections. Each solar farm shall be required to have the facility inspected annually for 3 years following the issuance of the zoning permit to verify continued compliance with the Zoning Ordinance. Additional inspections necessitated by complaints or otherwise shall not replace the annual inspection requirement.



# Solar Farm Buffer Comparison



## Legend

 Solar Farms - Possible

 Approved Farms

 ETJ

### Distance (mi)

 0.5

 1

 2



**ORDINANCE AMENDING THE VANCE COUNTY ZONING ORDINANCE TO PROVIDE  
ADDITIONAL PROTECTIONS FOR SOLAR FARMS AND TO PROVIDE ADDITIONAL  
FLEXIBILITY IN THE DEVELOPMENT OF CHURCH AND FAMILY CEMETERIES,  
MANUFACTURING USES AND HOME OCCUPATIONS.**

**WHEREAS**, the Board of Commissioners have asked staff and the planning board to review the county's solar farm regulations as well as permitted districts for church and family cemeteries; and

**WHEREAS**, the Vance County Planning Board has reviewed the proposed amendments to the Vance County Zoning Ordinance, has determined them to be consistent with the land use plan, and has provided a recommendation for their approval.

**WHEREAS**, the proposed amendments provide additional protections for property owners and citizens of the county while maintaining an environment conducive to economic development; and

**NOW, THEREFORE, BE IT RESOLVED BY THE BOARD OF COUNTY COMMISSIONERS**, that:

- A. The amendments as presented are consistent with the county land use plan by encouraging development at a rate and in a pattern which can be efficiently and effectively served by existing and planned services and facilities. Additionally the amendments accommodate and allow economic development and growth while protecting the environment, public health and general welfare.
- B. The Vance County Zoning Ordinance be amended as follows (deletions as ~~striketroughs~~, additions shown as underlined text):
  - 1) AMEND Section 6.10 N Solar Energy Systems, Large Scale (Solar Farms) as follows to add additional safety protections pertaining to setbacks, reflectivity and decommissioning:
    1. Height: Systems, equipment and structures shall not exceed twenty-five (25) feet in height when ground mounted. Excluded from this height requirement, however, are electric transmission lines and utility poles. Roof mounted systems shall not exceed the maximum height for the applicable zoning district.
    2. Setback: ~~Active solar system structures must meet the following setbacks: Ground mounted~~ Ground mounted solar energy systems as part of a solar farm shall have a setback for all equipment including fences a minimum of 100 feet from street rights-of-way and other property lines. meet the minimum zoning setback for the zoning district in which it is located.
    3. Screening and Fencing: ~~Adequate fencing shall be provided along the perimeter of the area (with all entrances gated) to prevent trespassing on the property.~~ Systems, equipment and structures shall be fully enclosed and secured by a fence with a minimum height of 8 feet. A thirty (30) foot vegetative buffer consisting of a compact evergreen hedge or other type of evergreen foliage shall be required along the entire perimeter of the facility. The buffer shall be planted at a minimum of three (3) feet tall and reach the height of at least eight (8) feet within three years and shall be maintained in good condition. Failure to maintain the buffer shall constitute a violation of this ordinance. Earth-berms, other topographical features and existing wooded areas may be accepted in lieu of the above requirements, if they conceal the use from public view and are maintained.
    4. Lighting: If lighting is provided at the site, lighting shall be shielded and downcast such that the light does not spill onto the adjacent parcel or the night sky. Motion sensor control is preferred. all lighting shall be arranged and shaded so as to reflect the light away from adjoining properties and streets.
    5. Noise: Noise levels measured at the property line shall not exceed fifty (50) decibels when located adjacent to an existing residence or residential district.

6. Power Transmission Lines: To the extent practical, all new power transmissions lines to any building, structure or utility connection shall be located underground. Existing above ground utility lines shall be allowed to remain in their current location.
7. ~~Approved Solar Components~~ Installation and Design: Electric solar system components must have a UL listing and must be designed with anti-reflective coating(s). Individual arrays/solar panels shall be designed and located in order to prevent glare toward any inhabited buildings on adjacent properties as well as adjacent street rights-of-way.
8. Compliance with Building and Electrical Codes: All solar farms shall be in conformance with the requirements of the State Building and Electrical Codes (current addition), the State of North Carolina and Vance County. All active solar systems shall be inspected by a Vance County building inspector.
9. Inspections: Each solar farm shall be required to have the facility inspected annually for 3 years following the issuance of the zoning permit to verify continued compliance with the Zoning Ordinance. Additional inspections necessitated by complaints or otherwise shall not replace the annual inspection requirement.
10. Utility Notification: No grid tied photovoltaic system shall be installed until evidence has been given to the Planning and Development Department that the owner has been approved by the utility company to install an interconnected customer-owned generator. Off-grid systems shall be exempt from this requirement.
11. Abandonment and Decommissioning: It is the responsibility of the solar system owner and landowner to notify the County and to remove all obsolete or unused systems within twelve (12) months of cessation of operations. Reusable components are to be recycled whenever possible.

A decommissioning plan signed by the party responsible for decommissioning and the landowner (if different) addressing the following shall be submitted with the permit application.

- a. Defined conditions upon which decommissioning will be initiated (i.e. end of land lease, no power production for 12 months, etc.)
  - b. Removal of all non-utility owned equipment, conduit, structures, fencing, roads, and foundations
  - c. Restoration of property to condition prior to development of the solar farm.
  - d. The timeframe for completion of decommissioning activities.
  - e. Description of any agreement (e.g. lease) with landowner regarding decommissioning.
  - f. The party currently responsible for decommissioning.
  - g. Plans for updating this decommissioning plan.
- 2) AMEND the Table of Permitted Uses by permitting Cemetery (Church, Family) as a Permitted Use within the OI zoning district and prohibiting Cemetery (Church, Family) within the R-10 zoning district.
  - 3) AMEND the Table of Permitted Uses by permitting Manufacturing as a Conditional Use within the (HC) Highway Commercial zoning designation.
  - 4) AMEND Section 12 Definitions as follow:  
Home Occupation. Any occupation or profession carried on entirely within a dwelling or accessory building on the same lot by one or more occupants thereof, providing the following (No Retail Sales on permanent display permitted): [...]

B. The above amendments are effective upon adoption of this ordinance.

Adopted this the 4<sup>th</sup> day of May, 2015.

ATTEST:

\_\_\_\_\_  
Archie B. Taylor, Jr., Chairman  
Vance County Board of Commissioners

\_\_\_\_\_  
Kelly H. Grissom  
Clerk to the Board

# *County Manager's Report*



**Vance County**  
**Interim County Manager's Report**  
**May 4, 2015**

**A. Ambulance Franchise Modification.** North Central Medical Transport, Inc. has requested a modification to its 2008 Basic Life Support (BLS) Ambulance Franchise Agreement allowing the company to apply for advanced life support (ALS) transport certification from the state. The company has entered into a transportation agreement with Maria Parham Hospital that requires ALS certification. Under the new agreement, North Central will transport ALS patients from Maria Parham to other hospitals in the region. An ALS patient can be anyone who must have a cardiac monitor attached or an IV inserted during the transport. The County Fire/ EMS administration supports the ALS certification as does the County Medical Director. While the primary purpose of the upgrade is to allow North Central to serve Maria Parham, the presence of an ALS equipped and staffed ambulance in the county on a full time basis will be of benefit to the County. Even with the addition of a fourth County ambulance crew, we will still have occasions when call volume exceeds our ability to respond in a timely way. This ALS ambulance will be another resource that will supplement Bertie Transport and ambulances from surrounding counties. Attached are supporting documents. ***Recommendation:** Approve the requested North central transport, Inc. 2008 Ambulance Franchise modification allowing the firm to provide ALS services in Vance County.*

**B. Resolution - WWII Merchant Mariners.** Please note the attached email with enclosed resolution from J. Don Horton, President of the World War II Coastwise Merchant Mariners. Mr. Horton and his colleagues have been working for several years to expand WWII Merchant Mariner veteran recognition to coastwise merchant mariners. The Board of Commissioners endorsed this effort in 2009 and is being asked to do so again. Attached is the resolution approved by the Board in 2009, which is much less detailed than the resolution submitted by Mr. Horton. Mr. Horton has submitted a revised resolution with the hope that it will allow the members of Congress to see in some detail exactly what the problem is and who is in support of these mariners. Mr. Horton feels that the details are required to explain misconceptions regarding this issue. ***Recommendation:** Consider adopting the new resolution.*



North Central Medical Transport, Inc.  
212 B Hillsboro Street  
P. O. Box 1973  
Oxford, North Carolina 27565

191 Ruin Creek Rd.  
Henderson, NC 27536

(919) 603-0221

APR 15 2015

April 6 2015

Robert Murphy  
Vance County Manager  
122 Young Street  
Henderson, NC 27536

Dear Mr. Murphy

I am Jesse Currin with North Central Medical Transport, Inc. We are currently running BLS (Basic Life Support) ambulance service in Vance County. We have recently signed a transportation agreement with Maria Parham Hospital that requires us to obtain ALS (Advance Life Support) status. To reach this level of care it is necessary for us to file with the state, a modification to our Vance County franchise. This will need approval from the County Commissioners. I have included the necessary paper work for the NCOEMS. I summited a request to Harold Henrick, which is also included, January 21 2012. I never heard from this request even following up with the then County Manager. I spoke with Chairman Taylor last week. He asked me to send you a cover letter along with the application and the information from 2012. If I can be of help, please give me a call.

Best Regards,



Jesse Currin

President  
North Central Medical Transport, Inc  
919 603 0221  
PO Box 1973  
Oxford, NC 27565





North Central Medical Transport, Inc.  
212 B Hillsboro Street  
P. O. Box 1973  
Oxford, North Carolina 27565

191 Ruin Creek Rd.  
Henderson, NC 27536

(919) 603-0221

January 21, 2012

Harold Henrich  
Vance County Fire Marshall and EMS Chief  
188 Bickett Street  
Henderson, NC 27536

Dear Chief Henrich:

North Central Medical Transport, Inc. has been operating as a BLS non-emergency ambulance service in Vance County since 2008. We have maintained an office at 191 Ruin Creek Rd since we were awarded a franchise. During that time we have developed a positive relationship with health care facilities, as well as private citizens in Vance County.

NCMT values the confidence given us with the non-emergency franchise and will continue to work hard to be the best provider in this area. The next level for us is Advanced Life Support (ALS) at the Paramedic level. This level will allow us to transfer patients from hospital to hospital with the proper medical attention for the patient. We all have limited resources with which to work, allowing us to transfer patients to out of town hospital will free up Vance EMS for true emergencies in the county. We have been approved by DHHS Office of Emergency Medical Services to EMT-Paramedic level in Granville County EMS System. With this writing I am requesting permission to apply for modification to the Vance County EMS System.

If we can provide any information in regards to this request please advise.

Best regards,

Jesse Currin

President  
North Central Medical Transport, Inc.

## EMS System Information

1. Must be filled out for all System Modifications. This is system and not Provider information.
2. This page is formatted to be completed electronically and saved for future use.
3. The System Modification Document is to be completed and submitted to the NCOEMS by the county System Administrator.
4. If any of the below information has changed, please update in CIS data base prior to submission and highlight below what is new.

EMS System:

Level of System: ☐ EMT-B ☐ EMT-I x ☐ EMT-P

Number of Modifications:

Descriptive Title:

Proposed Implementation Date:

County Manager: Robert Murphy

County: Vance

Co. Manager Address: 122 Young Street, Henderson, NC 27536

Phone: 252-738-2001

Fax Number: 252-738-2039

Email Address: rmurphy@vancecounty.org

Pager:

Mobile:

Contact Person:

Title:

Phone:

Fax Number:

Email Address:

Pager:

Mobile:

Mailing Address:

City:

State:

Zip:

Medical Director: Michael H. Lowry MD, FACEP, FAAEM

Phone: 252-342-3363

Fax Number:

Email Address: mlowry@ec.rr.com

Pager:

Mobile:

Mailing Address: 244 Salter Path Road

City: Pine Knoll Shores

State: NC

Zip: 28512

RAC Affiliation:

Completed application must be submitted to the appropriate regional office. Modifications that require approval must be submitted at least **30 days** and receive notification from the OEMS prior to implementation. Further inquiries are to be directed to the appropriate regional office. **All system modification applications must be approved by the county EMS System Administrator.**

### WESTERN

Western Regional EMS Office  
3305 16<sup>th</sup> Ave. S.E.  
Suite 302  
Conover, NC 28613  
828-466-5548 Office  
828-466-5651 Fax

### CENTRAL

Central Regional EMS Office  
801 Biggs Drive  
2717 Mail Service Center  
Raleigh, NC 27699-2717  
919-855-4678 Office  
919-715-0498 Fax

### EASTERN

Eastern Regional EMS Office  
404 St. Andrews Street  
Greenville, NC 27834  
252-355-9026 Office  
252-355-9063 Fax

Note: Please be prepared to present documentation or other information supporting your answer."

#### IV. Modifying the Level of Care for Current Licensed or Non-Licensed Provider(s) participating within the EMS System

1. Any Provider within a system who is requesting to modify their current level of care must complete this section. This can be either an increase or decrease in level of care.
2. If an increase in level of care, a new roster must be included with application.
3. If changes are required for any area of the current EMS System application, these must be included as attachments to be added to the original application.
4. Required Endorsements: County Manager, System Administrator, Medical Director, and Provider Administrator.

A separate sheet must be completed for EACH PROVIDER participating in this EMS System program modification.

Provider Name: Is the information listed in the CIS data base correct? x ☐ Yes ☐ No If no, please update.

Provider Number: License Number: 1630 ☐ Non-Licensed

Provider Mailing Address: P O Box 1973

City: Oxford State: NC Zip: 27565

Contact Person: Jesse L. Currin Jr. Title: President

Phone: (919) 603-0221 Pager: ( ) Mobile: (919) 691-0591

1. Indicate CURRENT Operational level: ☐ MR ☐ xEMT ☐ EMT-I ☐ EMT-P ☐ Air Medical
2. Indicate PROPOSED Operational level: ☐ EMT ☐ EMT-I ☐ x EMT-P ☐ Air Medical
3. Roster in CIS must be current with appropriate staffing requirements for proposed level: ☐ xYes ☐ No
4. PROPOSED # of vehicles to be permitted: 1 Non-Transporting

#### Mandatory Information Requirements:

- ☐ 1. If there is a change in the current service area, attach an 8 ½ x 11 map or a written narrative indicating the approved service area within the system, to include square miles. Explain the Provider's role within the overall system. \_\_\_\_\_
- ☐ 2. If there is a change, provide a written narrative explaining the following:
  - a. How will the public access the Provider? \_\_\_\_\_
  - b. Describe the hours of operation. If the Provider will not be providing services 24 / 7, then a procedure must be developed that will ensure coverage is provided to the citizens 24 / 7. \_\_\_\_\_
- ☐ 3. Will the Provider have representation as part of the EMS Peer Review Committee? ☐ x Yes ☐ No If yes, provide the new EMS Peer Review Committee membership. If no, explain the process in which information regarding medical review is obtained. \_\_\_\_\_
- ☐ 4. Will on-line medical control be provided by a facility other than those currently listed in system application. ☐ Yes ☒ No If yes, give name of facility. \_\_\_\_\_
- ☐ 5. Will the Provider be using the current equipment/medication checksheets and the vehicle maintenance forms as in the County EMS system application? ☒ x Yes ☐ No If no, provide copies of new forms that will be used.
- ☐ 6. Does the new level of care require a change in the continuing education? ☐ Yes ☒ No If yes, What teaching institution is responsible for education? \_\_\_\_\_

Note: Please be prepared to present documentation or other information supporting your answer."

- ☐ 7. Addition /changes made in medications, policies, or procedures for the EMS System or Medical Director requires completion of Section VII, Medical Oversight. This information is to be attached to this modification. An approval letter from the NCOEMS Medical Director and the OEMS is required prior to implementation.
- ☐ 8. Have personnel and facilities been provided with information regarding on-line medical control and the new Provider's role in the system? ☒ Yes ☐ No

Note: Please be prepared to present documentation or other information supporting your answer."

<u>State Id</u>	<u>First Name</u>	<u>Last Name</u>	<u>Job Title(s)</u>	<u>TechID</u>	<u>Certifications</u>	<u>Exp Date</u>
P025780	Debra	Beard	EMS Technician	7249	EMT-Basic	6/30/2018
P005451	Douglas	Beard	EMS Technician	D7293	EMT-Basic	10/31/2016
P096925	Linda	Boswell	EMS Technician	9314	EMT-Basic	2/28/2018
P018591	Robert	Brandon	EMS Technician	R6842	EMT-Basic	7/31/2018
P068698	Eric	Brogden	EMS Technician	3125	EMT-Paramedic	8/31/2017
P088051	Dylan	Cash	EMS Technician	7847	EMT-Paramedic	2/28/2018
P083932	Cheryl	Champion	EMS Technician	2972	EMT-Basic	12/31/2015
P050194	Carrie	Currin	Administrator, Agency Primary Contact	91954		
P050193	Jesse	Currin	Agency Primary Contact	J1225		
P082050	Gavin	Frederick	EMS Technician	F1820	EMT-Paramedic	2/28/2018
P099424	Cassidy	Ivey	EMS Technician	I8618	EMT-Basic	7/31/2018
P071085	Ruby	McDaniel	Agency Primary Contact, EMS Technician	W9706	EMT-Paramedic	2/28/2018
P071713	Tyler	McDaniel	EMS Technician	9855	EMT-Basic	1/31/2018
P028261	Mark	Minish	EMS Technician	M5137	EMT-Paramedic	2/28/2017
P072176	Robert	Minish	EMS Technician	4715	EMT-Paramedic	12/31/2016
P099426	Jamie	Orr	EMS Technician	O6987	EMT-Basic	7/31/2018
P044421	James	Poteat	EMS Technician	4697	EMT-Paramedic	2/28/2018
P093488	Idabelle	Proffitt	EMS Technician	P7250	EMT-Basic	9/30/2017
P060977	Kenneth	Reeves	EMS Technician	R0953	EMT-Basic, Emergency Medical Technician	06/30/16, 03/31/17
P022699	Gregory	Thomas	EMS Technician	G7226	EMT-Basic	7/31/2018
P099432	Joseph	Tidwell	EMS Technician	T9247	EMT-Basic	7/31/2018

## VIII. ENDORSEMENTS

**Please type or print the name and title under each required signature.** If additional signatures are required, attach an extra copy of this sheet.

We, the undersigned, have reviewed this **EMS SYSTEM MODIFICATION APPLICATION** and all attachments. We fully approve, support, and endorse this modification with a thorough involvement and understanding of our respective roles and responsibilities in maintaining an EMS System in the State of North Carolina pursuant to the rules of the North Carolina Medical Care Commission.

\_\_\_\_\_  
System Medical Director  
Type/print name

MDH  
Medical Dir.

\_\_\_\_\_  
Date

\_\_\_\_\_  
EMS System Administrator  
Type/print name

Vance County  
EMS

\_\_\_\_\_  
Date

\_\_\_\_\_  
County Manager (see note below)  
Type/print name

\_\_\_\_\_  
Date

\_\_\_\_\_  
County Manager, Outside of Service Area (if applicable)  
Type/print name

\_\_\_\_\_  
Date

\_\_\_\_\_  
Provider Administrator (if applicable)  
Type/print name

\_\_\_\_\_  
Date

Jesse Curran  
\_\_\_\_\_  
Provider Administrator (if applicable)  
Type/print name

\_\_\_\_\_  
Date

[Signature]  
\_\_\_\_\_  
Hospital/Facility Representative (if applicable)  
Type/print name

\_\_\_\_\_  
Date

\_\_\_\_\_  
Other (if applicable)  
Type/print name

\_\_\_\_\_  
Date

**Note:** The County Manager's signature is not required, when through written delegation or resolution, the system administrator has been delegated authority to act on behalf of the county. If the county manager or system administrator has changed since last submission, a new letter from the county is required.

**Note:** Please be prepared to present documentation or other information supporting your answer.

Date: April 29, 2015

Re: North Central Medical Transport

This is to confirm the support of the Vance County Emergency Services for North Central Medical Transport to go ALS and become part of our EMS plan. It would be an added asset to have another ALS agency to help support our EMS system to respond to emergency calls when our EMS resources are exhausted.

Mark Minish  
Vance County Emergency Services  
Battalion Chief / Paramedic  
252-226-2352

**RESOLUTION**  
by the  
**Vance County Board of Commissioners**

***Endorsing Recognition of All Merchant Marines of  
World War II as Military Veterans***

**WHEREAS**, Merchant Marines played an integral role in the facilitating and safeguarding of various seagoing vessels during World War II; and

**WHEREAS**, the average age of surviving Merchant Marines is currently over 86 years; and

**WHEREAS**, Public Laws 95-202 and 105-368 bestowed veteran status on US Merchant Marine Seamen of World War II; and

**WHEREAS**, some ten thousand (10,000) Merchant Marines have been denied military veteran status because of two actions:

- 1) The United States Coast Guard relieved Masters of barges, tugboats, and seagoing barges of their responsibility in record-keeping management of Merchant Marines shipped and discharged; and
- 2) The National Maritime Administration ordered ship log books to be destroyed as a cost control measure.

**NOW, THEREFORE BE IT RESOLVED** that the Vance County Board of Commissioners endorses the proper recognition of World War II Merchant Marines by encouraging the U.S. Congress to review this matter during the current administration.

This, the first day of June, 2009.



---

R. Dan Brummitt, Chairman



## **A RESOLUTION OF THE NORTH CAROLINA VANCE COUNTY BOARD OF COMMISSIONERS IN SUPPORT OF ALTERNATIVE METHOD OF RECOGNITION FOR VETERANS STATUS TO WW II COASTWISE MERCHANT MARINERS**

**Findings 1:** Some US Merchant Marine Seamen of WW II gained veteran status under a court ruling via Schmacher, Willner, et al, V. Secretary of the Air Force Edward C. Aldridge, Jr 665 F Supp 41 (D.D.C 1987). The USCG later **required** they meet certain eligibility requirements.

**Findings 2:** Some 10,000 to 30,000 **coastwise** seagoing tug and barge merchant seamen have been or may be denied recognition upon application because actions taken by government agencies (prior to P. L. 95-202) have removed required eligibility records from being available to the veteran.

**Findings 3:** Commandant, USCG Ltr 5739 Ltr of 09 Apr 2010 states, **"The US Government did not issue mariner credentials to females during the World War II."**

**Findings 4:** USCG Information Sheet #77 (April 1992) identifies **acceptable forms of documentation** for eligibility meeting the requirements pursuant to Schmacher V. Aldridge, 655 41(D.D.C 1987)

- a. Certificate of Discharge (Form 718A)
- b. Continuous Discharge Books (ship's deck/engine logbooks. (Non-military document)
- c. Company letters showing vessel names and dates of voyages. (Non-military document)

**Findings 5:** Commandant USCG Order of 20 March, 1944 **relieves masters** of tugs, towboats and seagoing barges **of the responsibility of submitting reports of seamen shipped or discharged on forms 718A.** This action removes item (a) from the eligibility list in Findings 4.

**Findings 6:** USCG Information Sheet # 77 (April, 1992) further states "Deck logs were traditionally considered to be the property of the owners of the ships. After World War II, however, the deck and engine logbooks of vessels operated by the War Shipping Administration were turned over to that agency by the ship owners, and **were destroyed during the 1970s because they were too burdensome to keep and too costly to maintain.**" This action effectively eliminates item (b) from the eligibility list in Findings 4

**Findings 7:** Company letters showing vessel names and dates of voyages are highly suspect of ever existing due to the strict orders prohibiting even the discussion of ship/troop movement. Then consider item (c) of Findings 4 should be removed from the eligibility list. USCG Info Sheet # 77, page 2 refers

**Findings 8:** Excerpts from Pres. Roosevelt's fireside Chat 23: On the Home Front (Oct. 12, 1942): "In order to keep stepping up our production, we have had to add millions of workers to the total labor force of the Nation. "In order to do this, we shall be compelled to use **older men, and handicapped people, and more women, and even grown boys and girls,** wherever possible and reasonable, to replace men of military age and fitness; **to use their summer vacations, to work somewhere in the war industries.**" Underage combatants had served in all of America's wars from the time of the Revolution. The unknown number who served in the Second World War perpetuated that legacy. They served with distinction and valor, and indisputably demonstrated that, despite their age, they could serve as well as those around them.

**Findings 9:** Post the Revolutionary War; many Acts of Congress were enacted to provide pensions to those veterans applying for support. Thousands of servicemen were without documented service and remained without any viable means to prove service. Excerpts from documents retained at the NARA provide: **Generally the process required an applicant to appear before a court of record in the State of his or her residence to describe under oath the service for which a pension was claimed.** This

establishes precedence for using certified oaths in conjunction with the Social Security documents as alternative documentation.

**Findings (10):** US CG Official Shipping/Discharge documents (Forms 718A) were obtained from the National Archives and Records Administration, Wash. DC that contained information proving Active Duty (AD) services for some WW II coastwise barge and tug Mariners. Together with information obtained via a FOIA request to the National Maritime Center, research brought forth additional information. **Research** conducted between **June-August 2013, in concert with the NMC**, using official records of 1172 coastwise mariners and the USCG Merchant Marine Casualties of WW II report of 1950 identified:

**WW II Coastwise Mariners Listing: Excel Sheet #1**

- 1172 Mariners identified via official USCG Shipping/Discharge Forms 718A
- 84 Mariners may be women according to their feminine sounding names; OR 7.2%
- 1058 Mariners' ages were specified. Ages ranged from 10 to 78.
- 583 Mariners identified within draft age and included those in 4F status; OR 55.1% of known ages.
- 525 Mariners identified at over the draft age of 37; OR 49.6% of known ages.
- 114 Mariners with age not specified; OR 09.7%
- 47 Mariners who served were under the age of 17; OR 4.4% of known ages.
- 16 Mariners KIA with 1 receiving DD Form 1300.

**National Maritime Form DD 214 Listing: Excel Sheet #2**

- 794 Mariners were identified on NMC Coastwise Mariners listing identifying Active Duty services.
- 291 Mariners on NMC listing had no USCG MMLD numbers listed; OR 36.6%
- 85 Mariners **issued** DD Form 214 from NMC listing, OR 10.7% of NMC; OR 7.2% of WW II CMM

**Merchant Marine KIA & MIA Casualties from all causes = 9521** \* (usmm.org)

- 5662 Mariner Casualties from USCG per 1950 Report \* (USCG 1950 casualty report)
- 3859 Mariner Casualties from Other Sources \* (Additional sources = Art. Moore and US Congress)

**Merchant Marine Casualties recognized by all sources = 414**

- 344 Mariner Casualties from USCG 1950 Casualty Report \* (USCG 1950 casualty report)
- 70 Mariner Casualties from NMC report & not listed on USCG 1950 Casualty List \* (NMC DD 1300 Report)
- 1 Mariner in NMC DD 1300 files as having received Form DD 1300 yet 16 identified on WW II CM listing

**Rationale: 9521 Merchant Mariners KIA or MIA** serving and **only 414** receiving Veteran status.

**Findings 11:** The USCG **cannot** provide a **true estimate** of merchant mariners serving in WW II. GAO/HEHS-97-196R refers. Estimates range from 250,000 to 840,000 from recognized historians and GAO audit... None of these historians were aware of these 10,000 to 30,000 coastwise merchant seamen where many served without proper credentials and were not included in above estimates. **Some were elderly handicapped; others women and some were school children** who served in billets, drew wages and paid taxes. They served on the same vessels in the same hostile war zones and performed the same services alongside others who were documented. **Yet, only about 91,000 merchant mariners have been recognized as veterans with just 1192 of these veterans in receipt of compensation or pension benefits the VA refers.** This is a vast disparity in ratio of the other service branches.

**Findings 12:** DOD and NARA Agreement **N1-330-04-1 of Jul, 08, 2004** puts in place a procedure to transfer military personnel files of individuals from all services, (including civilian personnel or contractual groups who were later accorder military status under the provisions of Schmacher, Willner, et al, V. Secretary of the Air Force Edward C. Aldridge, Jr 665 F Supp 41 (D.D.C 1987). This agreement affects military personnel records of individuals **62 years** after separation from service. Action has taken place for all **except** the US Merchant Marine IAW above stated court order. This **inaction** by the **Department of Homeland Security via (COMDT USCG)** has caused many of the mariners to have **gone unrecognized** for their services. Many seafarers have passed without ever gaining recognition or benefits and soon all will be History. National Personnel Records Center estimate there are between 1400 to 2500 Cubic feet of Shipping/Discharge documents being stored at the NARA district offices and NMC yet to be transferred to the National Personnel Records Center in St. Louis, Missouri. NMC cites **about 91,000 out**

of 250,000 to 840,000 have ever received recognition as veterans; and, with many unable to gain access because of age and health condition requiring assistance for others outside family. Had compliance taken place, these records would have been available to all and providing the mariner a chance to being recognized many years ago and enjoying the benefits awarded to them via court order.

**Whereas: (1)** By court order, Schumacher v. Aldridge 665 F Supp 41 (D.D.C. 1987) provided for veteran status to certain US Merchant Marine seamen during WW II (07 December, 1941 to 31 December, 1946) with the same benefits accorded all veterans as administrated by the Veterans Administration. There were **no provisions** for the elderly handicapped, women or schoolchildren to even be considered for their services as mariners serving anywhere within the US Merchant Marine providing an avenue to veteran status.

**Whereas: (2)** The USCG Information Sheet #77 of Apr. 1992 identifies specific criteria to be used to prove active duty performed by an individual seaman for the purpose of attaining veteran status and findings (5), (6) & (7) identified specific **official government actions** that **removed** these particular documents from the reach of the mariner. This **clearly identifies the requirement** to put in place a method of utilizing **alternative** documentation and other approved methods to replace specific documents removed from use by the government actions cited elsewhere in this document.

**Whereas: (3)** Women were removed from ships at the onset of WW II and not allowed to serve in any capacity by direction of the War Shipping Administrator, Admiral Emory S. Land. The Captains of the Ports (USCG COTP) were given specific directions to **deny** official USCG maritime credentials to any woman requesting them. They served but without official credentials in every capacity on most vessels. Families were the sole crew on many barges throughout the WW II and afterwards. Companies **welcomed this** arrangement because **critical** crew replacements were **reduced** considerably. This allowed those barges to move the bulk war materials more quickly and freed the more abled bodied seaman to man the larger seagoing ships taking vital supplies to troops on all the fronts, keeping the enemy from our doors. A **win win** situation vital to war defense. **To date** there is **no law or other avenue** recognizing women as veterans of the US Merchant Marine during WW II

**Whereas: (4)** President Roosevelt's speech of 12 Oct, 1942 puts in place the use of elderly and handicapped individuals, school children and women in an effort to support war efforts by replacing men of military age and fitness, and in stepping up our production of war materials for those on the front lines. Because of this speech, women, the elderly disabled and schoolchildren entered the varied war defense plant services in droves and many found their way into the coastwise barge and tug trades as well.

**Whereas: (5)** DOD & NARA Agreement N1-330-04-1 of July 08, 2004 provides for the transfer of military records to the National Personnel Records Center, St. Louis, MO for use as archival records, open to the public. But inaction by the DHS for the mariner in over 10 years has caused the veteran loss of due access of his records that may have accorded him recognition as a veteran. Recommend Congressional inquiry into delay of WW II Merchant Mariners personnel records.

**Whereas: (6)** Previously attempted bills, HR 1288 and S-1361, would have provided for alternative records to be used in place of records lost, destroyed or denied for coastwise seamen affected; and allowed women and school children be recognized for their services rendered for the first time ever. There are **no laws** in place to allow for resolution of this issue.

**Whereas: (7)** The elderly disabled, children and women have served in every war this nation has ever known. Most have served without recognition but history is replete with actions of young children stepping up to serve, some receiving our highest honors and others serving in our highest ranks of service, congress and the presidency; e.g. President Andrew Jackson (age **13**); America's first Admiral, David Glasgow Farragut was appointed a midshipman at (age **9**) by President James Madison; Willie Johnson (age **11**) was recipient of the Medal of Honor; Albert Cohen of Memphis TN who enlisted at age **11** & KIA age **15**. History is filled with children defending this nation and Coastwise Mariners had their fair share of them. **Findings #9 & #10 provide support** info.

**Whereas:** (8) Although they served gallantly and with honor, actions taken against those that were elderly and disabled, school children and women by denying them official credentials during WW II is considered **discrimination** today.

**Whereas:** (9) The process used to determine whether an individual performed service under honorable conditions that satisfies the requirements of a coastwise merchant seamen who is recognized as having performed active duty service under the court ruling via Schmacher, Willner, et al, V. Secretary of the Air Force Edward C. Aldridge Jr 665 f Supp 41 (D.D.C.1987). There are no considerations in any **existing** legislation that provides for women who served, under aged schoolchildren or elderly handicapped seaman any avenue to attain veteran status. **Nor** is there a current avenue to use alternative methods of recognition or other actions that have proved effective in past wars for use in lieu of documents that were denied and/or destroyed by several specific official government actions.

**The following actions are recommended:**

**(1) Initiate congressional actions to:** Provide sufficient response to support Merchant Mariners' provisions of HR 1288 (with wording intact to insure all coastwise barge and tugboat mariners who served during WW II (regardless of age, gender or disability) are recognized as veterans in accordance with or similar to: court ruling via Schmacher, Willner, et al, V. Secretary of the Air Force Edward C. Aldridge, Jr 665 F Supp 41 (D.D.C 1987, **granting veterans status**

**(2) Initiate congressional inquiry into:** Delay of WW II Merchant Mariners personnel records movement to National Military Personnel Center.

**(3) Initiate congressional actions to:** Recognize WW II Mariners identified as KIA/MIA as Veterans of this Nation.

Now, therefore, be it resolved that the Vance County, North Carolina Board of Commissioners hereby supports these efforts on behalf of the World War II Coastwise Merchant Mariners and urges our Representatives in the Senate (Senators Richard Burr and Thom Tillis) and in the House (Representatives Walter Jones and George K. Butterfield) to fully support and initiate all necessary actions , including full support of HR 1288, "WW II Merchant Mariners Service Act", to pass legislation approving the above findings and recommendations.

Adopted this 4<sup>th</sup> day of May, 2015.

---

Archie B. Taylor, Jr., Chairman  
Vance County, NC Board of Commissioners

# *Consent Agenda Items*

Budget Transfer  
Ambulance Charge-Offs  
Tax Refunds and Releases  
Minutes

Monthly Reports  
911 Emergency Operations  
Administrative Ambulance Charge-Offs  
Fire and EMS  
Health Department  
Human Resources  
Information Technology  
Planning and Development  
Parks and Recreation  
Social Services  
Tax Office  
Veterans Service

**VANCE COUNTY**  
**DEPARTMENTAL LINE-ITEM TRANSFER REQUEST**  
2014 - 2015 Fiscal Year

Department Name: Fire & EMS (NC Forest Service)

**Request for Funds to be Transferred From:**

ACCOUNT TITLE	ACCOUNT NUMBER	AMOUNT
Contingency	10999-500099	3,800.00

TOTAL \$ 3,800.00

Explanation of transfer request: Additional current year funding requested by the NC Forest Service for needed repairs to an HVAC unit.

Funding for the Forest Service is split with the State with Vance County's share being 40%.

**Request for Funds to be Transferred To:**

ACCOUNT TITLE	ACCOUNT NUMBER	AMOUNT
Forest Fire Control	10530-500291	3,800.00

TOTAL \$ 3,800.00

Explanation of transfer request: See above

Requested by: \_\_\_\_\_ Date \_\_\_\_\_

PRESENTED:  
VANCE COUNTY BOARD OF COMMISSIONERS  
IN MEETING OF  
\_\_\_\_\_  
\_\_\_\_\_

Reviewed by  
Finance Office \_\_\_\_\_

**AMBULANCE CHARGE-OFFS**  
**DECEASED REQUIRING BOARD APPROVAL**

**APRIL 2015**

<b><u>NAME</u></b>	<b><u>DATE OF SERVICE</u></b>	<b><u>AMOUNT</u></b>	<b><u>REASON</u></b>
Junious E. Crosson	10/01/2010	591.64	No estate listing
Leroy Jackson	08/01/2009 & 03/04/2010	772.87	No estate listing
Louise S. Miller	05/29/2011 – 07/08/2011	1201.99	No estate listing
Patricia A. Royster	01/11/2007	368.34	No estate listing
Charles I. Sims	10/28/2009	460.41	No estate listing

<b>MONTHLY TOTAL</b>	<b>\$ 3,395.25</b>	<b>FISCAL YTD TOTAL</b>	<b>\$ 29,433.39</b>
----------------------	--------------------	-------------------------	---------------------



## Tax Office Refund and Release Report for March 2015

Taxpayer Name	Tax Year	Real	Personal	Motor Vehicle	MV Fee	Solid Waste Fee	Reason
Alston Casey B..	2014	0	0	0	0	0	add solid waste
Ayscue Stacy	2013	0	48.87	0	0	105.00	pers prop billed
Ayscue Stacy	2014	0	49.47	0	0	105.00	pers prop billed
Balmer Donna	2010	0	55.77	0	0	102.50	pers prop billed
Bullock Lennetta	2006	0	81.75	0	0	90.00	pers prop billed
Bullock Lennetta	2007	0	80.88	0	0	95.00	pers prop billed
Bullock Lennetta	2008	0	64.54	0	0	102.50	pers prop billed
Bullock Lennetta	2009	0	55.77	0	0	102.50	pers prop billed
Bullock Lennetta	2010	0	55.77	0	0	102.50	pers prop billed
Bullock Lennetta	2011	0	55.77	0	0	105.00	pers prop billed
Bullock Lennetta	2012	0	56.74	0	0	105.00	pers prop billed
Bullock Lennetta	2013	0	56.74	0	0	105.00	pers prop billed
Duke Robert L.	2014	89.72	0	0	0	0	pers prop billed
Hargrove Vivian	2011	359.02	0	0	0	105.00	real prop - bill
Hargrove Vivian	2012	0	75.83	0	0	105.00	pers prop billed
Hargrove Vivian	2013	0	83.41	0	0	105.00	pers prop billed
Jones Tanya	2014	368.92	0	0	0	105.00	unknown owner
Jones Tanya	2014	368.92	0	0	0	105.00	real prop - bill
Mitchell Tom	2010	0	48.97	0	0	102.50	pers prop billed
Mitchell Tom	2011	0	48.97	0	0	105.00	pers prop billed
Mitchell Tom	2012	0	49.82	0	0	105.00	pers prop billed
Mitchell Tom	2013	0	49.82	0	0	105.00	pers prop billed
Moore Ne Dempsey Jr.	2014	6.66	0	0	0	0	pers prop billed
Noel William W III	2011	0	24.61	0	0	0	pers prop billed
Noel William W III	2012	0	24.61	0	0	0	pers prop billed
Noel William W III	2013	0	27.76	0	0	0	pers prop billed
Noel William W III	2014	0	27.96	0	0	0	pers prop billed
Parbus Mark H.	2012	0	33.91	0	0	0	pers prop billed
Parbus Mark H.	2012	0	0.90	0	0	0	pers prop billed
Parbus Mark H.	2013	0	33.91	0	0	0	pers prop billed
Parbus Mark H.	2013	0	0.90	0	0	0	pers prop billed
Turner Schwanna Lashea	2014	0	34.39	0	0	0	pers prop billed
Vance Construction Co.	2015	0	612.87	0	0	0	correct situs
Vance Construction Co.	2015	0	1,548.84	0	0	0	correct situs
Vance Construction Co.	2015	0	1,917.52	0	0	0	correct situs
Vance Construction Co.	2015	0	2,482.78	0	0	0	correct situs
Vance Construction Co.	2015	0	3,071.58	0	0	0	correct situs
Vance County Housing Authority	2014	0	0	0	0	7,875.00	government
Vanegas Jose	2013	0	83.36	0	0	105.00	pers prop billed
Vanegas Jose	2012	0	81.28	0	0	105.00	pers prop billed
Vanegas Jose	2013	0	83.36	0	0	105.00	pers prop billed
Warren Barry W.	2014	38.34	0	0	0	105.00	real prop - bill
Williams Tammie Lett	2013	0	0	6.95	0	0	pro-rate
Williams Violetta	2011	0	65.95	0	0	102.50	pers prop billed
Williams Violetta	2011	0	59.95	0	0	0	add solid waste
Williams Violetta	2011	0	59.95	0	0	105.00	pers prop billed
Williams Violetta	2012	0	67.09	0	0	0	pers prop billed
Williams Violetta	2013	0	67.09	0	0	0	add solid waste
Williams Violetta	2013	0	67.09	0	0	105.00	pers prop billed
<b>Total</b>		<b>1,231.58</b>	<b>11,496.55</b>	<b>6.95</b>	<b>-</b>	<b>10,670.00</b>	
<b>Total Refunds and Releases</b>	<b>\$23,405.08</b>						

HENDERSON-VANCE COUNTY 911

NUMBER OF CALLS REPORT BY COMPLAINT (ALL UNITS)

TOTAL

5,809

TIME PERIOD: 03/21/2015 09:00:00 Through 04/20/2015 23:59:59

DEPARTMENT	COMMENT	TOTAL	COUNTY	CITY	STATE	OTHER
DATA WITH NO DEPARTMENT		131				131
AFTON VOLUNTEER FIRE DEPARTMENT	County VFD Dispatch	2	2			
AMERICAN RED CROSS	Other Dispatch	5				5
BEARPOND VOLUNTEER FIRE DEPARTMENT	County VFD Dispatch	41	41			
BERTIE AMBLANCE SERVICE	City & County Dispatch-actual	6	6			
COKESBURY VOLUNTEER FIRE DEPARTMENT	County VFD Dispatch	18	18			
CSX RAILROAD	Other Dispatch	1				1
DREWRY VOLUNTEER FIRE DEPARTMENT	County VFD Dispatch	14	14			
EMBARQ	Other Dispatch	0				0
EPSOM VOLUNTEER FIRE DEPARTMENT	County VFD Dispatch	9	9			
HENDERSON FIRE DEPARTMENT-STA 1	City Dispatch	282		282		
HENDERSON FIRE DEPARTMENT-STA 2	City Dispatch	140		140		
HENDERSON POLICE DEPARTMENT	City Dispatch	2,851		2,851		
HENDERSON STREET DEPT	City Dispatch	4		4		
HENDERSON WATER DEPARTMENT	City Dispatch	18		18		
HICKSBORO VOLUNTEER FIRE DEPARTMENT	County VFD Dispatch	22	22			
KITTRELL VOLUNTEER FIRE DEPARTMENT	County VFD Dispatch	25	25			
NORTH CAROLINA DEPT OF PARKS	State Dispatch	3			3	
NORTH CAROLINA DEPT OF TRANSPORTATION	State Dispatch	8			8	
NORTH CAROLINA DIVISION OF MOTOR VEHICLES	State Dispatch	0			0	
NORTH CAROLINA FORESTRY SERVICE	State Dispatch	8			8	
NORTH CAROLINA MAGISTRATE OFFICE	State Dispatch	0			0	
NORTH CAROLINA MEDICAL EXAMINER	State Dispatch	0			0	
NORTH CAROLINA PROBATION & PAROLE	State Dispatch	0			0	
NORTH CAROLINA STATE HIGHWAY PATROL	State Dispatch	35			35	
NORTH CAROLINA WILDLIFE	State Dispatch	0			0	
PROGRESS ENERGY	Other Dispatch	11				11
PUBLIC SERVICE GAS	Other Dispatch	3				3
RIDGEWAY VOLUNTEER FIRE DEPARTMENT	County VFD Dispatch	0	0			
TOWNSVILLE VOLUNTEER FIRE DEPARTMENT	County VFD Dispatch	17	17			
VANCE COUNTY AMBULANCE SERVICE (EMS)	City & County Dispatch-actual	523	249	269		5
VANCE COUNTY ANIMAL CONTROL	County Dispatch	88	88			
VANCE CO DEPT OF SOCIAL SERVICES	County Dispatch	3	3			
VANCE COUNTY EMERGENCY MANAGEMENT	City & County Dispatch	3	3			
VANCE COUNTY FIRE DEPARTMENT	County Dispatch/FIRE	125	125			
VANCE COUNTY RESCUE SQUAD	County Dispatch	51	51			
VANCE COUNTY SHERIFF DEPARTMENT	County Dispatch	2,265	2,265			
WAKE ELECTRIC COOPERATIVE	Other Dispatch	0				0
WATKINS VOLUNTEER FIRE DEPARTMENT	County VFD Dispatch	16	16			
<b>TOTALS</b>		<b>6,728</b>	<b>2,954</b>	<b>3,564</b>	<b>54</b>	<b>156</b>

Signature:

*Carey D. Thompson*

Prepared by: Carey D. Thompson, 911 Database Coordinator

Signature:

*Brian K. Short*

Reviewed by Brian K. Short, Director

04/27/2015

# ***HENDERSON-VANCE CO 911***

## ***Number Of Calls Report by Complaint***

***Jurisdiction:*** HEN-VAN

***First Date:*** 03/21/2015

***Last Date:*** 04/20/2015

<b><i>Complaint</i></b>		<b><i>Number</i></b>
911HU	911 HANG UP CALL	42
ABAND	ABANDONED OR JUNKED CARS	1
ABDOM-EMD	ABDOMINAL PAIN OR PROBLEMS	15
ABNV	ABANDONED VEHICLE	1
ACC-PD	ACCIDENT PROPERTY DAMAGE	82
ACC-PI	ACCIDENT PERSONAL INJURY	29
ALARM	ALARM RESIDENCE OR BUSINESS	277
ALARMFALSE	ALARM FALSE	106
ALARMMED	ALARM MEDICAL	15
ALLERG-EMD	ALLERGIC REACTION / ENVENOMATIC	4
ANIMAL-EMD	ANIMAL BITE / ATTACK	4
ANIM	ANIMAL COMPLAINT/VISCIOUS ANIMAL	78
ARMED SUSP	ARMED SUSPECT (MAN WITH A GUN)	6
ASAG	ASSIST OTHER AGENCY	24
ASMO	ASSIST MOTORIST	53
ASSAULT-EMD	ASSAULT OR SEXUAL ASSAULT - IN PI	4
ASSAULT-EMD	ASSAULT OR SEXUAL ASSAULT	55
BACKPAIN-EMD	BACK PAIN (NON-TRAUMATIC)	7
BE MV	BREAKING AND ENTERING TO A MOTC	7
BOATING	BOATING ACCIDENTS	1
BON	BONDING	2
BREATH-EMD	BREATHING PROBLEMS	73
BURG-IP	BURGULARY/B&E IN PROGRESS	3
BURGLARY	BURGLARY	48
CAR	CARELESS AND RECKLESS DRIVER	75
CARDIAC-EMD	CARDIAC/RESPIRATORY ARREST OR I	1
CHASE	CHASE	5
CHESTPAI-EMD	CHEST PAIN	61
CHILD-ABU	CHILD ABUSE OR NEGLECT	3
CIVDIS	CIVIL DISPUTE	94
COMTHR	COMMUNICATING THREATS	7
CONTROLBURN	CONTROLLED BURN	2
CONVULS-EMD	CONVULSIONS / SEIZURES	24
DIABETIC-EMD	DIABETIC PROBLEMS	14
DIRTRF	DIRECTING TRAFFIC/TRAFFIC CONTR	5
DISO	DISORDERLY PERSON	98
DOMEIP/W	DOMESTICE DISPUTE - IN PROGRESS,	5
DOM-PROB	DOMESTIC PROBLEM	83
DRUGALC	DRUG OR ALCOHOL COMPLAINT	51
DRUNKDRIV	DRUNK DRIVER	5
DVO	DOMESTIC VIOLENCE ORDER	7
EMERG TRANS	EMERGENCY TRANSPORT	2
ESCO	ESCORT	171
EVICTON	EVICTON CARRIED OUT	25
FALLS-EMD	FALLS (SUBJECT FALLEN)	57
FIGHT	FIGHT	26
FIGHT-IP/W	FIGHT IN PROGRESS/W-WEAPONS	2
FIRE AL	FIRE ALARM	39
FIRE BRU	BRUSH/GRASS FIRE	14
FIRE DUMP	DUMPSTER FIRE	1
FIRE ELEC	ELECTRICAL FIRE	4
FIRE SMOKE	SMOKE REPORT	5

# ***HENDERSON-VANCE CO 911***

## ***Number Of Calls Report by Complaint***

***Jurisdiction:*** HEN-VAN

***First Date:*** 03/21/2015

***Last Date:*** 04/20/2015

<b><i>Complaint</i></b>		<b><i>Number</i></b>
FIRE STRUC	STRUCTURE FIRE	15
FIRE VEHI	VEHICLE FIRE	5
FRAUD	FRAUD/FORGERY	30
FUELSPILL	FUEL SPILL	1
GASLEA	GAS LEAK	5
HARR	HARRASSMENT/THREATS	51
HEADACHE-EMD	HEADACHE	8
HEART-EMD	HEART PROBLEMS - AICD	2
HEMORR-EMD	HEMORRHAGE / LACERATION	10
HOMEINV	HOME INVASION	1
HRPD	HIT & RUN PD	18
HRPI	HIT & RUN PI	1
ILL-DUMP	ILLEGAL DUMPING	2
INDEXPO	INDECENT EXPOSURE	5
INSPECTION	FIRE INSPECTION	38
INTPERS	INTOXICATED PERSON	10
INVE	INVESTIGATE ----- AT	905
IPV	IMPROPERLY PARKED VEHICLE	35
JUV	JUVENILE PROBLEMS	46
LARC	LARCENY - ALREADY OCCURRED	156
LIVEST	LIVESTOCK IN ROADWAY	3
LOIT	LOITERING COMPLAIN	16
LOST	LOST PROPERTY	5
LOUD	LOUD MUSIC	75
MEDICAL	MEDICAL	3
MEN	MENTAL SUBJECT	58
MISS	MISSING PERSON	12
OPEN	OPEN DOOR/WINDOW	12
OVERDOSE-EMD	OVERDOSE / POISONING (INGESTION)	4
PDAMG	PROPERTY DAMAGE ALREADY OCCU	75
PDMGIP	PROPERTY DAMAGE IN PROGRESS	1
PREGNANT-EMD	PREGNANCY/CHILDBIRTH/MISCARRIA	4
PROW	PROWLER	22
RAPE	RAPE	1
RECFPI	RECOVERED/FOUND PROPERTY	18
ROBARM	ROBBERY ARMED	1
RUN	RUNAWAY	9
SHOP	SHOPLIFTER	17
SHOTS	SHOTS FIRED	70
SICK-EMD	SICK PERSON	103
STABBING-EMD	STABBING / GUNSHOT / PENETRATING	8
STOLV	STOLEN VEHICLE	9
STROKE-EMD	STROKE (CVA)	16
SUBINCUS	SUBJECT IN CUSTODY	23
SUICIDE-EMD	SUICIDE / PSYCHIATRIC / ABNORMAL I	2
SUMMONS	CIVIL / CRIMINAL SUMMONS	7
SUPSUB	SUSPICIOUS SUBJECT	63
SURR	SURRENDER	9
SUSVEH	SUSPICIOUS VEHICLE	101
TEST	TEST CALL	81
TRAFFIC STOP	VEHICLE STOP	596
TRAUMA-EMD	TRAUMATIC INJURY (SPECIFY IN NARI	4

# ***HENDERSON-VANCE CO 911***

## ***Number Of Calls Report by Complaint***

***Jurisdiction:*** HEN-VAN

***First Date:*** 03/21/2015

***Last Date:*** 04/20/2015

<b><i>Complaint</i></b>		<b><i>Number</i></b>
TREEDWN	TREE DOWN	5
TRES	TRESPASSING SUSPECT	80
UNAUTHVEH	UNAUTHORIZED USE VEHICLE	10
UNCONC-EMD	UNCONCIOUS / FAINTING OR NEAR	28
UNKNOWN-EMD	UNKNOWN PROBLEM (MAN DOWN)	4
WARRANT	WARRANT	1070
WATER	WATER RELATED PROBLEM	17
<b><i>Report Total:</i></b>		<b>5809</b>

# ***HENDERSON-VANCE CO 911***

## ***Number Of Calls Report by Department (All Units)***

***First Date:*** 03/21/2015

***Jurisdiction:*** HEN-VAN

***Last Date:*** 04/20/2015

---

	<b><i>Department</i></b>	<b><i>Number</i></b>
1	Data with no Department.	131
2	data error, blank in Department	2
3	AFTO	2
4	ARC	5
5	BERT	6
6	BVFD	41
7	CSX	1
8	CVFD	18
9	DOT	8
10	DSS	3
11	DVFD	14
12	EM	3
13	EMS	523
14	EVFD	9
15	FOR	8
16	GAS	3
17	HFD1	282
18	HFD2	140
19	HPD	2851
20	HVFD	22
21	KVFD	25
22	PARK	3
23	PE	11
24	SHP	35
25	STRE	4
26	TVFD	17
27	VCAC	88
28	VCFD	125
29	VCR	51
30	VCSSO	2265
31	WATE	18
32	WVFD	16

---

***Total:*** 5809

A call with multiple Departments assigned will be counted in the group total for each of these Departments, therefore such calls will be counted more than once. For this reason, the total number of calls may not equal the sum of the group totals

# ADMINISTRATIVE AMBULANCE CHARGE-OFFS

## FOR INFORMATION ONLY

APRIL 2015

<u>NAME</u>	<u>DATES OF SERVICE</u>	<u>AMOUNT</u>	<u>REASON</u>
Dorothy A. Abbott	10/22/2009 – 11/30/2009	600.00	Deceased-Statute of limitation beyond 3 yrs
Dorothy Ann H. Ball	10/21/2010	86.18	Deceased-Statute of limitation beyond 3 yrs
Harry Lee Brown, Sr.	05/26/2010	402.05	Deceased-Statute of limitation beyond 3 yrs
George T. Brummitt	09/02/2005 – 04/13/2011	2116.65	Deceased-Statute of limitation beyond 3 yrs
Nelson R. Hedgepeth, Sr.	07/17/2008	299.60	Deceased-Statute of limitation beyond 3 yrs
Howard J. Perry, Sr.	03/13/2007	150.00	Deceased-Statute of limitation beyond 3 yrs
Betsy H. Small	03/23/2005 & 10/27/2006	300.00	Deceased-Statute of limitation beyond 3 yrs
Charles P. Smith	06/05/2008	64.20	Deceased-Statute of limitation beyond 3 yrs
Betty C. Thorpe	11/06/2007 – 08/18/2010	905.81	Deceased-Statute of limitation beyond 3 yrs
Newman Williams, Sr.	10/16/2007	150.00	Deceased-Statute of limitation beyond 3 yrs
Henderson K. Alston	03/20/2005	392.50	Uncollectible-Statute of limitation beyond 10 yrs
Juan J. Antonio	03/30/2005	384.00	Uncollectible-Statute of limitation beyond 10 yrs
Donna L. Ayscue	03/12/2005	359.50	Uncollectible-Statute of limitation beyond 10 yrs



Ashley N. Boyd	03/23/2005	385.50	Uncollectible-Statute of limitation beyond 10 yrs
Travis M. Boyd	03/26/2005	392.50	Uncollectible-Statute of limitation beyond 10 yrs
Dionicio Bravo	03/31/2005	783.50	Uncollectible-Statute of limitation beyond 10 yrs
Traci L. Brodie	03/16/2005	81.55	Uncollectible-Statute of limitation beyond 10 yrs
Pamela C. Bullock	03/19/2005	96.80	Uncollectible-Statute of limitation beyond 10 yrs
Amanda L. Bumpass	03/19/2005	367.00	Uncollectible-Statute of limitation beyond 10 yrs
Felicia T. Carter	03/30/2005	367.00	Uncollectible-Statute of limitation beyond 10 yrs
Walter Champion	03/14/2005	484.00	Uncollectible-Statute of limitation beyond 10 yrs
Diane T. Cheek	03/10/2005	401.00	Uncollectible-Statute of limitation beyond 10 yrs
Michael T. Clopton	03/16/2005	255.00	Uncollectible-Statute of limitation beyond 10 yrs
Pedro Coluqma	03/17/2005	475.50	Uncollectible-Statute of limitation beyond 10 yrs
Jane B. Davis	03/18/2005	58.39	Uncollectible-Statute of limitation beyond 10 yrs
Mark Deans	03/19/2005	150.00	Uncollectible-Statute of limitation beyond 10 yrs
Norma A. Duncan	03/19/2005	75.00	Uncollectible-Statute of limitation beyond 10 yrs
Queenletta Dunston	03/27/2005	392.50	Uncollectible-Statute of limitation beyond 10 yrs
Cory Durham	03/09/2005	402.50	Uncollectible-Statute of limitation beyond 10 yrs
Mildred V. Edwards	03/15/2005 – 03/30/2005	302.38	Uncollectible-Statute of limitation beyond 10 yrs
Sandra Edwards	03/13/2005	58.39	Uncollectible-Statute of limitation beyond 10 yrs

Latasha Farmer	03/26/2005	392.50	Uncollectible-Statute of limitation beyond 10 yrs
Shanika Fields	03/27/2005	75.00	Uncollectible-Statute of limitation beyond 10 yrs
Edith E. Ford	03/13/2005	68.52	Uncollectible-Statute of limitation beyond 10 yrs
Donna J. Foster	03/06/2005	392.50	Uncollectible-Statute of limitation beyond 10 yrs
Trimeko J. Fredlaw	03/06/2005	63.42	Uncollectible-Statute of limitation beyond 10 yrs
Margaret M. Garrett	03/29/2005	56.69	Uncollectible-Statute of limitation beyond 10 yrs
Ricky Glover	03/03/2005	501.00	Uncollectible-Statute of limitation beyond 10 yrs
Carlos Gomez	03/30/2005	552.00	Uncollectible-Statute of limitation beyond 10 yrs
Kenneth Govia	03/14/2005	475.50	Uncollectible-Statute of limitation beyond 10 yrs
Vanessa E. Gray	03/21/2005	384.00	Uncollectible-Statute of limitation beyond 10 yrs
Otis Greene	03/25/2005	367.00	Uncollectible-Statute of limitation beyond 10 yrs
Grover W. Griffin	03/22/2005	75.00	Uncollectible-Statute of limitation beyond 10 yrs
James A. Hanks	03/28/2005	56.69	Uncollectible-Statute of limitation beyond 10 yrs
David W. Hardee	03/07/2005 – 03/25/2005	178.57	Uncollectible-Statute of limitation beyond 10 yrs
Leroy Hargrove	03/12/2005	426.50	Uncollectible-Statute of limitation beyond 10 yrs
Prince Hargrove	03/29/2005	426.50	Uncollectible-Statute of limitation beyond 10 yrs
Aaron L. Harris	03/19/2005	384.00	Uncollectible-Statute of limitation beyond 10 yrs
Waverly M. Harris	03/02/2005	54.99	Uncollectible-Statute of limitation beyond 10 yrs

Phillip Hawkins	03/12/2005	107.18	Uncollectible-Statute of limitation beyond 10 yrs
Mattie L. Hayes	03/02/2005 & 03/09/2005	116.71	Uncollectible-Statute of limitation beyond 10 yrs
Eliza B. Hill	03/16/2005	114.94	Uncollectible-Statute of limitation beyond 10 yrs
Melissa M. Hill	03/17/2005	384.00	Uncollectible-Statute of limitation beyond 10 yrs
Dianne P. Hunt	03/04/2005	375.50	Uncollectible-Statute of limitation beyond 10 yrs
Tammy M. Hunt	03/04/2005	5.80	Uncollectible-Statute of limitation beyond 10 yrs
Cassidy J. Ivey	03/27/2005	143.50	Uncollectible-Statute of limitation beyond 10 yrs
Marshall Johnson	03/15/2005	526.50	Uncollectible-Statute of limitation beyond 10 yrs
Michael A. Johnson	03/21/2005	384.00	Uncollectible-Statute of limitation beyond 10 yrs
Bernice B. Jones	03/18/2005	375.50	Uncollectible-Statute of limitation beyond 10 yrs
Doretha Jones	03/21/2005	414.00	Uncollectible-Statute of limitation beyond 10 yrs
Lucy A. Jones	03/06/2005	150.00	Uncollectible-Statute of limitation beyond 10 yrs
Stanley Kearney	03/29/2005	108.50	Uncollectible-Statute of limitation beyond 10 yrs
Dontrell Lewis	03/23/2005	75.00	Uncollectible-Statute of limitation beyond 10 yrs
Carmelia Manning	03/02/2005	402.50	Uncollectible-Statute of limitation beyond 10 yrs
Thomas Manson	03/19/2005	681.50	Uncollectible-Statute of limitation beyond 10 yrs
Edward M. Mason	03/30/2005	68.52	Uncollectible-Statute of limitation beyond 10 yrs
Noemi Miranda	03/28/2005	418.00	Uncollectible-Statute of limitation beyond 10 yrs

Crayton C. Morgan	03/08/2005	226.86	Uncollectible-Statute of limitation beyond 10 yrs
James H. Pernell	03/03/2005 & 03/31/2005	300.00	Uncollectible-Statute of limitation beyond 10 yrs
Lamont Pleasant	03/07/2005	394.00	Uncollectible-Statute of limitation beyond 10 yrs
Procoro H. Pontajo	03/07/2005	418.00	Uncollectible-Statute of limitation beyond 10 yrs
Linda F. Rainey	03/21/2005	385.50	Uncollectible-Statute of limitation beyond 10 yrs
Contreras Ramirez	03/14/2005	645.50	Uncollectible-Statute of limitation beyond 10 yrs
Tonya Ray	03/30/2005	392.50	Uncollectible-Statute of limitation beyond 10 yrs
Rodney Reid	03/21/2005	509.50	Uncollectible-Statute of limitation beyond 10 yrs
Guillermo Romero	03/16/2005	409.50	Uncollectible-Statute of limitation beyond 10 yrs
Deborah Sanders	03/10/2005	475.50	Uncollectible-Statute of limitation beyond 10 yrs
Eula L. Simmons	03/30/2005	401.00	Uncollectible-Statute of limitation beyond 10 yrs
Betsy H. Small	03/23/2005	150.00	Uncollectible-Statute of limitation beyond 10 yrs
Dwayne V. Small	03/30/2005	477.50	Uncollectible-Statute of limitation beyond 10 yrs
Jennifer R. Sommer	03/05/2005	36.56	Uncollectible-Statute of limitation beyond 10 yrs
Brenda Sotelo	03/05/2005	150.00	Uncollectible-Statute of limitation beyond 10 yrs
Leroy Steed	03/02/2005	116.13	Uncollectible-Statute of limitation beyond 10 yrs
Diana Stevenson	03/24/2005	160.00	Uncollectible-Statute of limitation beyond 10 yrs
Catherine Tart	03/11/2005	435.00	Uncollectible-Statute of limitation beyond 10 yrs

Josephine D. Taylor	03/11/2005	150.00	Uncollectible-Statute of limitation beyond 10 yrs
Shannon Taylor	03/26/2005	26.87	Uncollectible-Statute of limitation beyond 10 yrs
Albert Terry	03/06/2005	125.67	Uncollectible-Statute of limitation beyond 10 yrs
Corey A. Terry	03/15/2005	392.50	Uncollectible-Statute of limitation beyond 10 yrs
Mary E. Terry	03/25/2005 & 03/28/2005	115.20	Uncollectible-Statute of limitation beyond 10 yrs
Ryan Thorpe	03/07/2005	333.50	Uncollectible-Statute of limitation beyond 10 yrs
Terrance C. Vasquez	03/27/2005	401.00	Uncollectible-Statute of limitation beyond 10 yrs
Delores J. Vaughan	03/04/2005	25.00	Uncollectible-Statute of limitation beyond 10 yrs
Marie L. Watson	03/01/2005	51.59	Uncollectible-Statute of limitation beyond 10 yrs
Jerry T. Weaver	03/20/2005	401.00	Uncollectible-Statute of limitation beyond 10 yrs
Jarmaine A. Williams	03/18/2005	460.50	Uncollectible-Statute of limitation beyond 10 yrs
Wilbur W. Williams	03/13/2005	71.65	Uncollectible-Statute of limitation beyond 10 yrs

TOTAL	\$ 30,158.56
-------	--------------

**Vance County Emergency Service**  
**04/01/2015- 04/27/15 Call Breakdown**

**EMS Calls Totals By Station**

Company 9 (Main)	397
Company 1 (Bearpond FD)	121
<b>April 2015 Call Totals</b>	<b>518</b>

**EMS Calls By Medical Category**

Abdominal Pain	18
Allergies	3
Animal Bite	1
Assault	22
Back Pain	8
Breathing Problems	61
Burns	0
Cardiac Arrest	2
Chest Pain	51
Choking	0
CO Poisoning / Hazmat	0
Code Stroke	1
Convulsions / Seizure	19
Diabetic Problem	16
Drowning	0
Electrocution	0
Eye Problem	0
Fall Victim	35
Fire Standby	14
Headache	9
Heart Problems	1
Heat/Cold Exposure	0
Hemorrhage/Laceration	11
Industrial Accident	0
Ingestion/Poisoning	8
MCI	0
Not Applicable	13
Not Available	10
Not Known	6
Pain	20
Pregnancy / Childbirth	3
Psychiatric Problems	2
Respiratory Arrest	1
STEMI	1
Sick Person	78
Stab/Gunshot Wound	3
Stroke/CVA	11

**EMS Calls By Medical Category (cont.)**

Traffic Accident	44
Transfer / Interfacility	2
Trauma, Arrest	0
Traumatic Injury	11
Unconscious / Fainting	22
Unknown Problems	11
<b>April 2015 Call Totals</b>	<b>518</b>

**EMS Calls By Outcome**

ALS Assist	2
Cancelled	6
Cancelled Enroute	12
Dead at Scene	2
Fire Standby	6
No Patient Found	8
Patient Refused Care	49
Standby	3
Training Chart	0
Treated, Refused transport	45
Treated, Transferred Care	2
Treated, Transported by EMS	383
<b>April 2015 Call Totals</b>	<b>518</b>

**Fire Calls By Outcome**

Structure Fires (Golden Belt)	6
Vehicle Fires	0
Brush / Woods Fires	4
First Responder	42
Motor Vehicle Accident	8
Mutual Aid	11
Hazardous Materials	0
False Alarms	2
Service Calls	1
<b>April 2015 Call Totals</b>	<b>74</b>

\* monthly report needed before the end of the month. It is missing 4 days.

**GRANVILLE-VANCE DISTRICT HEALTH DEPARTMENT  
HEALTH DEPARTMENT REPORT**

PROGRAM	MARCH 1-31, 2015 (V)
<b>PRENATAL SERVICES (OB)</b>	<b>171</b>
❖ Pregnancy Care Management (OBCM)	95
❖ Postpartum Home Visits	15
❖ Clinical Services	50
❖ New OBs	11
<b>CHILD HEALTH</b>	<b>105</b>
❖ Child Coordination for Children (CC4C)	79
❖ Newborn Home Visits	15
❖ Clinical Services	11
<b>FAMILY PLANNING</b>	<b>126</b>
❖ Clinical Services	110
❖ Pregnancy Tests	16
<b>HIV TESTS</b>	<b>75</b>
<b>STD TESTS</b>	<b>60</b>
<b>TB TESTING</b>	<b>27</b>
❖ PPD	14
❖ PPD Reading	13
❖ TB Cases	0
❖ TB Contacts tested	0
<b>IMMUNIZATIONS</b>	<b>89</b>
❖ Universal	79
❖ Flu	10
<b>LABORATORY TESTS</b>	<b>723</b>
❖ In-house	332
❖ Reference Laboratories	391
<b>ANIMAL BITES/POSSIBLE RABIES EXPOSURE</b>	<b>0</b>
<b>REPORTABLE DISEASE/INVESTIGATION &amp; SURVEILLANCE</b>	<b>90</b>
<b>VITAL RECORDS</b>	<b>89</b>
❖ Births	55
❖ Deaths	34
❖ Fetal Deaths	0
<b>MISCELLANEOUS GENERAL SERVICES</b> (Allergy shots, B12 Injections, Blood Pressure checks, etc.)	<b>0</b>
<b>HOME HEALTH AGENCY</b>	<b>442.65</b>
❖ Physical Therapy	149.25
❖ Occupational Therapy	21.32
❖ Speech Therapy	4.75
❖ Skilled Nursing	181.83
❖ Med Social Worker	6.5
❖ Aide/Home Health	79
<b>HEALTH EDUCATION AND PROMOTION</b>	<b>2</b>
❖ Meetings, Community Collaboration	2
❖ Presentations/Health Fairs	0
❖ Workshops/Trainings/Girls on the Run Program	0
❖ Teen PEP (August-June)	0
<b>SUPPLEMENTAL NUTRITION PROGRAM FOR WOMEN, INFANTS AND CHILDREN (WIC)</b>	<b>Unable to get WIC data at the time</b>

*Vicjie Boyd 4/10/2015*



2015	March	CAT
04091300600 COMPARE MARKET 1141 E Andrews Ave 438-4362	3-3-15 A 99	3
04091010346 SUNRISE BISCUIT 333 N Garnett Street 171 John Carmady 492-0257	3-3-15 A 99	4
04091010266 ROSEMART #206 230 Vanco Mill Road 430-1794	3-4-15 A 96.5	4
04091010342 DIXIE GROCERY & GRILL 4730 HWY 39 S	1-26-15 C 3-4-15 H	3
04091010324 HATTIES RESTAURANT 1012 S Garnett Street 252-915-8912	3-9-15 A 95.5	4
04091010164 MAZATLAN 1052 Ruin Creek Road 200 Gavino Flores 438-6062	3-9-15 A 97	4
04091010368 RUBY TUESDAY 101 Exchange Street 492-6243	3-9-15 A 97.5	4
04091020025 SUPPLY LINE DELI 235 Raleigh Road 018 John Williams 438-2836	3-10-15 A 99	4
04091010889 HENDERSON MEXICAN 1101 Nicholas Street 237 Bruno Ramirez 492-2166	3-10-15 A 94.5	4
04091010359 JJ FISH & CHICKEN 1202 E Andrews Ave 431-0060	3-10-15 A 98.5	4

2015	March	CAT
04091010339 LOTUS LOUNGE 119 S Garnett St 431-1979	3-10-15 H	2
04091010389 Café 9 Twenty-Three 119 S Garnett St 252-430-0848	3-10-15 I	2
04091020083 Henderson Food Mart 420 E Andrews Ave 252-213-4748	3-10-15 I	3
04091110017 HENDERSON COLLEGIATE CHARTER SCHOOL 906 Health Center Road 252-598-1038	3-11-15 A 98	4
04091010343 CLARK ST BOYS & GIRLS CLUB 212 N Clark Street	3-11-15 A 96.5	4
04091020249 PAPA JOHN'S PIZZA 1526 Dabney Drive PJNC 431-1999	3-11-15 A 97.5	2
04091010365 CROSSROAD FAMILY RESTAURANT 946 G West Andrews Ave 252-430-1129	3-12-15 A 98	4
04091010013 CHEX TRUCK STOP I-85 & Flemington Road 113 TC Stevenson 492-5189	3-12-15 A 91.5	4
04019160008 WEST CARE GIRLS CAMP 633 Shepards Way Lane	3-12-15 A 99.5	4
04091010383 TAQUERIA PONCE 219 S Garnett St 430-3130	3-13-15 A 98.5	4

2015	March	CAT
4091030067 REYE'S TACOS 239 Finch Road 252-767-2996	3-13-15 I	2
04091050002 CROSSROADS CHRIST 583 Old County Home Road 431-1333	3-16-15 A 99.5	4
04091020101 KITTRELL FOOD MART 1243 US 1 HWY 438-1081	3-16-15 A 94	4
04091010298 GEORGE'S 210 N Garnett Street	3-16-15 A 93.5	4
04091010127 DENNY'S 1524 Dabney Drive 121 LSJ Inc 438-4800	3-17-15 A 99.5	4
04091027907 TED'S CATERING 420 Alexander Ave 430-0173	3-18-15 A 94.5	4
04091020099 CHINA KITCHEN 511 Andrews Ave 004 Shu Hung Lee 492-4150	3-18-15 A 93.5	4
04091010371 VILLAGE KITCHEN 919 Beckford Drive 738-9998	3-18-15 A 98	4
04091012000 ICHIBAR JAPANESE 901-S Beckford Drive 438-7070	3-18-15 A 96	4
04091010300 MAYFLOWER SEAFOOD 201 N Cooper Drive	3-18-15 A 95.5	4

2015	March	CAT
04091010348 MAHOGANY'S 130 W Montgomery St 252-915-5383	3-19-15 C	4
04091010347 COVENTRY HOUSE INN 20 Medical Court 690-7096	3-19-15 A 99.5	4
04091010163 GOLDEN CHINA 1656 N Garnett Street 199 Yun Yu Zheng 492-9131	3-19-15 A 95.5	4
04091010030 GOLDEN SKILLET 444 Dabney Drive 130 Steve Wright 492-4040	3-19-15 A 96	4
04091011086 CHINA KING 383 Raleigh Road 226 JiXian Zheng 433-8088	3-20-15 A 96.5	4
04091010309 M&J'S SNACK SHACK & GRILL 13020 HWY 39 N	3-23-15 C	4
04091010278 RJ'S COUNTRY STORE INC 13674 NC HWY 39 N 430-0014	3-23-15 A 95.5	4
04091010344 THE OLDE FARM HOUSE RESTAURANT 12809 HWY 39 N 919-693-0033	3-23-15 C	4
04091010252 CHINA STAR 1411 E Andrews Ave 108 Lin De Quan 436-9080	3-23-15 A 94	4
04091010341 MARIA PARHAM DIET. 566 Ruin Creek Road 144 Patrick Jackson 438-4143	3-24-15 A 99.5	4

2015	March	CAT
04091010350 PINO'S 987 S Beckford Drive 252-678-3608	3-24-15 A 97	4
04091090223 VANCE COUNTY NUTRITION SITE 126 S Garnett St 252-492-0257	3-24-15 A 99	4
04091010385 EL AGAVE MEXICAN RESTAURANT 430-6637	3-25-15 A 98	4
04091010169 GOLDEN CORRAL 103 N Cooper Drive 129 Golden Corral Corp. 438-9500	3-25-15 A 95.5	4
04091010201 220 SEAFOOD 1812 N Garnett St 178 T&J Restaurant Corp 492-8084	3-25-15 A 95.5	4
04091010025 FORSYTHE'S BBQ 2362 N Garnett St 127 TH Weldon 438-5228	3-25-15 A 97	4
04091010044 NUNNERY FREEMAN 1645 Norlina Road 151 OH Freeman 438-4751	3-25-15 A 91.5	4
04091020084 HENDERSON COUNNER STORE 1045 S WILLIAMS ST 252-432-3594	SK 3-25-15 I	3
04091010335 SO--UL DELICIOUS 1502 Raleigh Road 252-767-6317	3-26-15 A 93.5	4
04091010284 VANCE COUNTY JAIL FOOD SERVICE 516 Beckenridge Street 438-3923	3-26-15 A 99.5	4

2015	March	CAT
04091010377 KO'S SPORTS GRILL 200 S Garnett Street	3-26-15 A 97.5	4
04091010183 CRACKER BARREL 1631 Ruin Creek Road 213 Cracker Barowl Old Country S 431-9111	3-27-15 A 99	4
04091010038 KITTRELL JOB CORP US HWY 1 140 Kittrell Job Corp 438-6161	3-30-15 A 98	4
04091010130 BAMBOO GARDEN 1520-D Dabney Drive 103 Dragon Great Wall Chinese RS 438-8080	3-31-15 A 96	4
I= New Business C= Closed H= Out of Business B= Seasonal T=Transitional		
Nancy S Baer		
April 6, 2015		

# SEPTIC APPLICATION

DATE RECVD	SITE READY	PARCEL NO SUBDIVISION	LOT #	APPLICANT	OWNER	EHS	PERMIT ISSUED	PERMIT #	ADDRESS
3/4/2015	3/20/2015			Nancy & Mithcell Barber	Same	CH	3/23/2015	8057	Charles Grissom Road
3/16/2015	3/16/2015			Alice Overby	Same	PO			Glebe Road
3/30/2015	3/30/2015	SKD	5	Brooke Sikes	Same	PO			183 Abbeys Lane
3/30/2015	4/2/2015	Spring Forest	185 & 186	Joseph Mobley	Same	PO			815 Briggs Road
				<i>Nancy S Barber</i>					
					April 6, 2015				
* PO=pending owner: more information needed									
* PHD=pending H.D.: in process									

## WELL APPLICATION

[illegible]



**10A NCAC 46 .0213 FOOD, LODGING/INST SANITATION/PUBLIC SWIMMING POOLS/SPAS**

(a) A local health department shall provide food, lodging, and institutional sanitation and public swimming pools and spas services within the jurisdiction of the local health department. A local health department shall establish, implement, and maintain written policies which shall include:

- (1) The frequency of inspections of food, lodging, and institutional facilities and public swimming pools and spas with the following being the minimum:

Type of Establishment	Frequency Per Fiscal Year (July 1 - June 30)
Adult Day Service Facilities	1/year
Bed and breakfast homes	1/year
Bed and breakfast inns	1/6 months
Child day-care facilities	1/6 months
Food Service Establishments	
Risk Category I	1/year
Risk Category II	1/6 months
Risk Category III	1/4 months
Risk Category IV	1/3 months
Institutions	1/6 months
Local confinement facilities	1/year
Lodging	1/year
Migrant housing water and sewage evaluation	1/year
Primitive Experience Camps	
Operating 6 months or less per year	1/year
Operating more than 6 months per year	1/6 months
Private boarding schools and colleges	1/year
Public swimming pools and spas which operate only between April 1 and October 31 each year	1/operational season
Public swimming pools and spas which operate at times other than between April 1 and October 31 each year	2/year
Residential care facilities	1/year
Schools	1/year
Summer camps	1/year
Tattoo Artists	1/year

Risk Category I applies to food service establishments that prepare only non-potentially hazardous foods.

Risk Category II applies to food service establishments that cook and cool no more than two potentially hazardous foods. Potentially hazardous raw ingredients shall be received in a ready-to-cook form.

Risk Category III applies to food service establishments that cook and cool no more than three potentially hazardous foods.

Risk Category IV applies to food service establishments that cook and cool an unlimited number of potentially hazardous foods. This category also includes those facilities using specialized processes or serving a highly susceptible population.

- (2) Provisions for investigating complaints and suspected outbreaks of illness associated with food, lodging, and institutional facilities, and public swimming pools. Corrective actions shall be taken in cases of valid complaints and confirmed outbreaks of illness.

- (3) Provisions for keeping records of activities described in Subparagraphs (1) and (2) of this Paragraph.

(b) A local health department shall establish, implement, and maintain written policies for the provision of sanitation education for food service personnel and orientation and in-service training for Environmental Health Specialists. The policies shall include the following requirements for Environmental Health Specialists providing food, lodging, and institutional sanitation services:

- (1) Completion of the centralized training course provided by the Division for newly employed Environmental Health Specialists;
- (2) Compliance with Delegation of Authority as stated in 15A NCAC 010 .0100; and

- (3) Compliance with the Board of Sanitarian Examiners' requirements.

*History Note:* Authority G.S. 130A-4(b); 130A-9;  
Eff. October 1, 1984;  
Amended Eff. March 1, 1988; December 1, 1987; October 1, 1986;  
Transferred and Recodified from 10 NCAC 12.0239 Eff. April 4, 1990;  
Amended Eff. August 1, 2007; May 1, 1996; July 1, 1993; October 1, 1992; December 1, 1991.

Monthly Activities Report for the Information Technology Department  
April, 2015  
Kevin M. Brown, IT Director.

1. Worked at the Board of Elections to help them move their office with the Denis building. Made sure computers and phones were fully functional after the move.
2. Worked with the revaluation contractor to help get their technology needs addressed. Continue to add wireless devices to the network as needed.
3. Restored VCSO PC at the vice office due to file corruption.
4. Installed new fuser assembly on the EDC color printer.
5. Repaired COOP Extension laptop that accesses CSI remotely by patching and updating drivers.
6. Installed new laserjet printer in the Veterans service office.
7. Worked with ATCOM at DSS to install a second operator's station on to the DSS phone system. Installed network upgrades to accommodate this installation.
8. Installed new color printer for HR director.
9. Setup new CMS webpage for soil and water conservation.
10. Installed new PC in the 911 center.
11. Upgraded the Shelter Pro database application for the Animal Shelter.
12. Setup and began development and testing of a county intranet system.
13. Setup new laptops for 911 Director and Asst. Director.
14. Moved Ethernet cabling in the VCSO to accommodate a new copier/printer installation.
15. Cleaned up adware issue in the planning dept.
16. Attend additional online training for Sonicwall UTM management.
17. Worked to restore the tax dept. PC console for the IBM server. A new console is needed and has been ordered.
18. Regular monitoring of the main firewall that includes content filtering, intrusion prevention, application control and gateway AV and malware protection.

19. Monitor the anti-virus servers for possible virus problems.
20. Continue to assist employees in the use of the content management system.
21. Continued to perform internal and external network security vulnerability checks.
22. Continued daily monitoring of server and firewall logs and backup jobs.
23. Helped users upload documents to the CMS and make those documents available to the public.
24. Monitor the UTM for updates and potential security problems.

**VANCE COUNTY PLANNING & DEVELOPMENT**  
**ACTIVITY SUMMARY REPORT**  
**March 26, 2015 - April 25, 2015**

**GENERAL ACTIVITY**

Type of Activity	Total Records	Fees	Job Cost
Violations	0	N/A	N/A
Complaints	11	N/A	N/A
Projects	9	N/A	N/A
Miscellaneous Fees	11	\$134	N/A
Planning Fees	5	\$295	N/A
*Zoning Permits*	22	\$1,140	N/A
Board of Adjustment	2	\$500	N/A
Planning Board / Rezoning	0	\$0	N/A
Mechanical	21	\$1,265	\$103,951
Electrical	24	\$1,700	\$122,534
Plumbing	49	\$2,705	\$61,975
Water Taps	4	\$1,850	N/A
<b>** Building **</b>	<b>81</b>	<b>\$25,318</b>	<b>\$3,742,660</b>
<b>TOTAL ALL ACTIVITY</b>	<b>239</b>	<b>\$34,907</b>	<b>\$4,031,120</b>


**\* ZONING PERMITS BREAKDOWN \***

Residential Zoning Permits	Total	Fees
Single Family Dwellings	4	\$240
Multi-Family Dwellings	0	\$0
Residential Additions	12	\$660
Commercial	2	\$140
Miscellaneous	0	\$0
Sign	0	\$0
Cell Tower	0	\$0
Perk Test Authorizations	4	\$100
Dev Permit (Kittrell)	0	\$0
<b>TOTAL ZONING PERMITS</b>	<b>22</b>	<b>\$1,140</b>

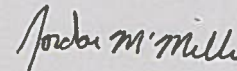
**\*\* BUILDING PERMITS BREAKDOWN \*\***

Residential Building Permits	Total	Fees	Job Cost
(SFR) Single Family Residential	1	\$1,593	\$250,000
(MOD) Modular	0	\$0	\$0
(SWMH) Single Wide Mobile Home	3	\$630	\$100,200
(DWMH) Double Wide Mobile Home	1	\$310	\$70,430
(TWMH) Triple Wide Mobile Home	0	\$0	\$0
(ADD) Addition	19	\$2,097	\$180,231
Remodel	8	\$3,002	\$207,700
Shingles	18	\$1,365	\$119,872
(Demo) Demolition	2	\$165	\$6,000
<b>Total Residential</b>	<b>52</b>	<b>\$9,162</b>	<b>\$934,433</b>
<b>Commercial Building Permits</b>			
(CN) Commercial - New	0	\$0	\$0
(CA) Commercial - Addition	9	\$2,694	\$413,328
(CU) Commercial - Upfit	8	\$12,867	\$2,387,439
(OC) Occupancy Change	0	\$0	\$0
(FS) Fire/Safety	4	\$220	\$220
<b>Total Commercial</b>	<b>21</b>	<b>\$15,781</b>	<b>\$2,800,987</b>
Misc (Residential & Commercial)	8	\$375	\$7,240
<b>TOTAL BUILDING PERMITS</b>	<b>81</b>	<b>\$25,318</b>	<b>\$3,742,660</b>

Prepared by:  
04/27/2015



Approved by:  
04/27/2015



# Zoning Permits Subtotal Report

## Sorted by Permit Type

Report for 03/26/2015 to 04/25/2015

Date	Permit Type	Site Address	Issued to	Project Scope	Fee
04/08/2015	ZCOMMERCIAL	4730 NC 39 HWY SOUTH -	NANA & CHOLE'S GRILL	NEW GRILL	75.00
04/14/2015	ZCOMMERCIAL	535 CHESTNUT ST	STEVE MAY, T/A	60 X 300 ADDITION	65.00
Permit Type ZCOMMERCIAL		Total Permits	2	Fees Total	\$ 140.00
03/30/2015	ZPERKTEST	130 BILL BRAGG MORTON	CLAYTON HOMES -	RECERT EXIST 3 BRMS 2 BATHS	25.00
03/30/2015	ZPERKTEST	803 BRIGGS RD	MICHAEL JOHNSON	PERK TEST 4 BRMS 2 BATHS	25.00
04/15/2015	ZPERKTEST	7996 NC 39 HWY SOUTH	INNER BANKS ENGINEERING	PERK TEST NEW COMMERCIAL BLDG	25.00
04/22/2015	ZPERKTEST	111 ABBEY'S LN	ELLINGTON, RALPH G &	PERK TEST 3 BRMS 2 BATHS	25.00
Permit Type ZPERKTEST		Total Permits	4	Fees Total	\$ 100.00
03/27/2015	ZRESADDITION	2535 POPLAR CREEK RD	KEVIN GUIN	16 X 14 REAR DECK	60.00
04/01/2015	ZRESADDITION	27 STONEWOOD LOOP LN	DECCA CONST/GARAGE BLD	1 1/2 STORY GARAGE & BREEZEWAY	60.00
04/01/2015	ZRESADDITION	4730 HWY 158 BUSINESS	CORBITT HILLS	24 X 24 CARPORT W/BREEZEWAY	60.00
03/31/2015	ZRESADDITION	2736 CHARLIE GRISSOM	K B INVESTMENT GROUP LLC	2 16 X 16 STORAGE BUILDINGS	60.00
04/07/2015	ZRESADDITION	1355 COMMUNITY HOUSE	TARHEEL WOODCRAFTERS: B	ADD 17X24 CARPORT TO EXIST HOUSE	60.00
04/10/2015	ZRESADDITION	188 MERIDIAN WAY	MARROW, HAYWOOD B	780 SQ FT ATTACHED CARPORT	60.00
04/14/2015	ZRESADDITION	248 BURNING TREE DR	NC SOLAR NOW INC: JAMES	INSTALL SOLAR COLLECTOR	60.00
04/10/2015	ZRESADDITION	34 SPRINGWOOD DR	LOZANO, MARIA RENTERAL	24.X X 8.2 STORAGE BUILDING	60.00
04/21/2015	ZRESADDITION	5650 HICKSBORO RD	GUILL, JAMES T, JR	30 X 50 STORAGE BUILDING	60.00
04/21/2015	ZRESADDITION	110 OLD WATKINS RD	DANIEL RAMSEY	20 X 20 STORAGE BUILDING	60.00
04/21/2015	ZRESADDITION	417 SPRING LN	REBUILDING HOPE, INC.: B	4 X 20 RESIDENTIAL RAMP	
04/23/2015	ZRESADDITION	79 PASTURE DR WEST	FRANCIS, JOSH & KRISTINA	12 X 16 DECK	60.00
Permit Type ZRESADDITION		Total Permits	12	Fees Total	\$ 660.00
04/07/2015	ZSFR	130 BILL BRAGG MORTON	CLAYTON HOMES -	2014 16 X 76 SWMH	60.00
04/10/2015	ZSFR	831 GLEBE RD	DONNA WILDER	2014 16 X 72 SWMH 3 BRMS 2 BATHS	60.00
04/15/2015	ZSFR	3424 WARRENTON RD	REAVIS, STEPHEN DALE	1 STORY SFD & PORCH	60.00
04/17/2015	ZSFR	276 SIMPLE PLEASURE LN	CLAYTON HOMES	2015 28 X 52 DWMH	60.00
Permit Type ZSFR		Total Permits	4	Fees Total	\$ 240.00
		Total Permits	22	Fees Total	\$ 1,140.00

# Board of Adjustment

## (Conditional Use Permits, Variances and Appeals Report)

Applicants for 03/26/2015 to 04/25/2015

Report Date 04/28/2015

---

App #:L2015-0004 Entered: 04/01/2015 Type: CONDITIONAL USE Decision: Decision Date: / /

Applicant: SMITH MOORE LEATHERWOOD LLP Address: 434 FAYETTEVILLE ST STE 2800 RALEIGH, NC 27601

Description: Request for CUP to construct large-scale solar energy system at 3335 Glebe Road.

---

App #:L2015-0005 Entered: 04/20/2015 Type: VARIANCE Decision: Decision Date: / /

Applicant: YATES HOME ROXBORO Address: 3901 DURHAM ROAD ROXBORO, NC 27574

Description: The applicant is requesting a variance from the minimum setback (section 3.2.3) requirement to reduce the front setback from 30 feet to 16.3 feet.

---

# Building Permits Subtotal Report

## Sorted by PERMIT TYPE CODE

Report for 03/26/2015 to 04/25/2015

Report Date 04/27/2015

Permit Type Code	Permit Date	Site Address	General Contractor	Owner Name	Project Scope	Permit Fee	Estimated Cost
ADD	04/10/2015	2104 OXFORD RD	OWNER AS CONTRACTOR:	LANG, FRANZ J & SHARON	10X18 GARAGE ADD	\$55.00	\$4,500.00
ADD	04/14/2015	97 FOX POND RD	ARELI ARIAS	PATEL, NAVIN P	COVER PORCH	\$120.00	\$5,800.00
ADD	04/21/2015	524 BURWELL AVE	REBUILDING HOPE, INC.:	WALKER, ISAAC, JR & NORMA	4 X 12 RAMP	\$55.00	\$300.00
ADD	04/24/2015	2705 OXFORD RD	OWNER AS CONTRACTOR:	PALMER, VERONICA	ADD 12X21 CARPORT	\$110.00	\$590.00
ADD	04/07/2015	315 WHITE OAK DR	CHARLES R. RAMSEY:	WELLS, B C & ALMA B	12X24 DECK WITH ROOF	\$110.00	\$8,000.00
ADD	03/31/2015	2736 CHARLIE GRISSOM RD	TONEY THORPE	K B INVESTMENT GROUP LLC	2 16 X 16 STORAGE BL	\$120.00	\$1,200.00
ADD	04/21/2015	110 OLD WATKINS RD	DANIEL RAMSEY	FAULKNER, J HENRY III	20 X 20 STORAGE BLDG	\$55.00	\$1,000.00
ADD	04/14/2015	248 BURNING TREE DR	NC SOLAR NOW INC:	KLECZEK, DAVID AND PATRICIA	ADD SOLAR COLLECTOR	\$120.00	\$30,065.00
ADD	04/22/2015	1200 PINE RIDGE RD	CHRISTOPHER J COLLIE	CALLAHAN, TERESA & HIGHT, ROB	ADD PIERS	\$55.00	\$400.00
ADD	04/07/2015	1355 COMMUNITY HOUSE RD	TARHEEL WOODCRAFTERS:	MAC INNES, MYLES & DEBORAH H	17 X 24 CARPORT	\$265.00	\$30,000.00
ADD	03/27/2015	2535 POPLAR CREEK RD	KEVIN GUIN	CAPPS, PEGGY VAUGHAN	16 X 14 REAR DECK	\$55.00	\$2,000.00
ADD	04/10/2015	126 DABNEY HEIGHTS LN	OWNER AS CONTRACTOR:	HICKS, DIANNE CHEATHAM & JAMES	22X21 CARPORT	\$55.00	\$2,526.00
ADD	04/10/2015	34 SPRINGWOOD DR	OWNER AS CONTRACTOR:	LOZANO, MARIA RENTERAL	24.2 X 8.2 STORAGE B	\$110.00	\$500.00
ADD	04/21/2015	5650 HICKSBORO RD	OWNER AS CONTRACTOR:	GUILL, JAMES T, JR	30 X 50 STORAGE BLDG	\$155.00	\$15,000.00
ADD	04/21/2015	417 SPRING LN	REBUILDING HOPE, INC.:	MANESS, SHANNON C	4 X 20 RAMP	\$55.00	\$300.00
ADD	04/10/2015	188 MERIDIAN WAY	OWNER AS CONTRACTOR:	MARROW, HAYWOOD B	26 X 30 ATTACHED CAR	\$255.00	\$8,000.00
ADD	04/23/2015	79 PASTURE DR WEST	OWNER AS CONTRACTOR:	FRANCIS, JOSH & KRISTINA	12 X 16 DECK	\$55.00	\$1,600.00
ADD	04/01/2015	27 STONEWOOD LOOP LN	DECCA CONST/GARAGE BLD RALEIGH:	ROOK, TERESA & RAYMOND	1 1/2 GARAGE BREEZEW	\$237.00	\$67,750.00
ADD	04/08/2015	24 BROKEN FENCE LOOP LN	LOUISE HARRISON	POYTHRESS ENTERPRISES LLC	8 X 10 DECK	\$55.00	\$700.00

Permit Type Code: ADD	Total Permits: 19	Fees Total: \$2,097.00	Estimated Cost Total: \$180,231.00
-----------------------	-------------------	------------------------	------------------------------------

CA	04/22/2015	1503 GRAHAM AVE	BILLY'S SIGNS:	CARE CHIROPRACTIC, INC.	REPLACE SIGN	\$150.00	\$6,500.00
CA	04/10/2015	444 DABNEY DR	VANCE CONSTRUCTION:	WRIGHT, STEVEN L & MARGUERITE	INSTALL CANOPIES	\$100.00	\$8,000.00
CA	04/08/2015	704 GARNETT ST SOUTH	NC GRAPIC PROS LLC:	STARK, WILLIAM L, JR	FREE STANDING SIGN	\$110.00	\$350.00
CA	04/09/2015	1419 ANDREWS AVE EAST	BURTON SIGNWORKS INC:	CARDINAL PLAZA INC LLC	REPLACEMENT SIGN	\$165.00	\$8,507.00
CA	04/22/2015	180 CHURCH ST	WILLIS ENTERPRISES, INC:	CITY OF HENDERSON	HANDICAP RAMP	\$100.00	\$3,250.00
CA	04/14/2015	535 CHESTNUT ST	NUMBER ONE CONSTRUCTION COMP:	STAINBACK, RONALD E & NANCY	60 X 300 ADDITION	\$1,474.00	\$350,000.00
CA	04/09/2015	1263 DABNEY DR	BURTON SIGNWORKS INC:	HENDERSON PARCEL 3, LLC	REPLACEMENT SIGNS	\$265.00	\$12,690.00
CA	04/09/2015	1650 GARNETT ST NORTH	BURTON SIGNWORKS INC:	RCG HENDERSON, LLC	REPLACEMENT SIGN	\$165.00	\$15,538.00
CA	04/09/2015	377 RALEIGH RD	BURTON SIGNWORKS INC:	MOORE, OWEN	REPLACEMENT SIGN	\$165.00	\$8,493.00



# Building Permits Subtotal Report

## Sorted by PERMIT TYPE CODE

Report for 03/26/2015 to 04/25/2015

Report Date 04/27/2015

Permit Type Code	Permit Date	Site Address	General Contractor	Owner Name	Project Scope	Permit Fee	Estimated Cost
Permit Type Code: CA		Total Permits:9		Fees Total: \$2,694.00		Estimated Cost Total: \$413,328.00	
CU	03/27/2015	1022 RUIN CREEK RD	ROSE OIL CO:	WATKINS, SAM, JR & OTHERS	REPLACE DECK & SIDING	\$450.00	\$86,939.00
CU	04/24/2015	180 CHURCH ST	CORBITT PRESERVATION ASSOC. INC.	CITY OF HENDERSON	REMODEL	\$410.00	\$23,000.00
CU	04/21/2015	403 RALEIGH RD	TBA:	RTM DEVELOPMENT CO	RENOVATIONS	\$1,600.00	\$225,000.00
CU	03/30/2015	403 RALEIGH RD	T. Y. LIN TINERNATIONAL	RTM DEVELOPMENT CO	PLAN REVIEW	\$100.00	\$0.00
CU	04/23/2015	1263 DABNEY DR	SPELL CONSTRUCTION, INC:	HENDERSON PARCEL 3, LLC	INTERIOR FINISHES	\$5,865.00	\$1,300,000.00
CU	04/21/2015	926 GARNETT ST SOUTH	VANCE CONSTRUCTION:	DAVIS-ROYSTER FUNDERAL HOME	INSTALL TEMP RAMP	\$100.00	\$10,000.00
CU	04/23/2015	377 RALEIGH RD	SPELL CONSTRUCTION, INC:	MOORE, OWEN	INTERIOR REMODEL	\$4,140.00	\$720,000.00
CU	04/06/2015	1274 RUIN CREEK RD	FIRE & LIFE SAFETY AMERICA:	RUIN CREEK INVESTMENTS, LLC	FIRE SPRINKLER	\$202.00	\$22,500.00
Permit Type Code: CU		Total Permits:8		Fees Total: \$12,867.00		Estimated Cost Total: \$2,387,439.00	
DEMO	04/22/2015	2090 ROSS MILL RD	TBA:	C M H MANUFACTURING INC #928	INTERIOR DEMO	\$110.00	\$5,000.00
DEMO	04/20/2015	381 DABNEY RD	OWNER AS CONTRACTOR:	BRUMMITT, EDNA JEANNETTE BALL	DEMOLISH HOUSE	\$55.00	\$1,000.00
Permit Type Code: DEMO		Total Permits:2		Fees Total: \$165.00		Estimated Cost Total: \$6,000.00	
DWMH	04/17/2015	276 SIMPLE PLEASURE LN	MIKE'S M.HM. MAINT. OF ROXBORO:	MORROW, ALVIS C	2015 28 X 52 DWMH	\$310.00	\$70,430.00
Permit Type Code: DWMH		Total Permits:1		Fees Total: \$310.00		Estimated Cost Total: \$70,430.00	
FS	04/15/2015	1146 OLD EPSOM RD	OWNER AS CONTRACTOR:	BURRELL, SAMUEL L & GLORIA	ANNUAL FS/FOSTER	\$55.00	\$55.00
FS	03/30/2015	250 LYNNBANK ESTATES RD	OWNER AS CONTRACTOR:	DUNSTON, JAMES L	FIRE AND SAFETY	\$55.00	\$55.00
FS	03/26/2015	44 ALLEN RD	OWNER AS CONTRACTOR:	GREENGLO CHILD CARE CENTER	ANNUAL F/S	\$55.00	\$55.00
FS	04/08/2015	4730 NC 39 HWY SOUTH - B	OWNER AS CONTRACTOR:	MINA MINI MART	NEW BUISNESS	\$55.00	\$55.00
Permit Type Code: FS		Total Permits:4		Fees Total: \$220.00		Estimated Cost Total: \$220.00	
MISC	03/26/2015	567 RUIN CREEK RD	OWNER AS CONTRACTOR:	BARNETT, CHARLES MASON & EDNA	ADMINISTRATIVE	\$0.00	\$0.00
MISC	04/10/2015	1102 PINKSTON ST	EMERGENCY RECONSTRUCTION	RICHARDSON, MURTHA E	REPAIR ASSESSMENT	\$55.00	\$55.00
MISC	03/26/2015	207 PERRY ST	OWNER AS CONTRACTOR:	SCRUGGS, SAMANTHA	ADDING INSULATION	\$45.00	\$45.00

# Building Permits Subtotal Report

## Sorted by PERMIT TYPE CODE

Report for 03/26/2015 to 04/25/2015

Report Date 04/27/2015

Permit Type Code	Permit Date	Site Address	General Contractor	Owner Name	Project Scope	Permit Fee	Estimated Cost
MISC	04/10/2015	685 NUTBUSH FARM RD	OWNER AS CONTRACTOR:	AYSCUE, JEFF	RENEW PERMIT	\$55.00	\$55.00
MISC	04/06/2015	19 COBBLE CREEK DR	BUILDER-TONY HIRST:	HIRST, ENRIQUE T & SUSAN	ADDING MECHANICAL	\$55.00	\$6,920.00
MISC	04/24/2015	276 CAROLINA WOODS DR	OWNER AS CONTRACTOR:	PERRY, KING, JR & CHELISA	CHANGE OF GC	\$55.00	\$55.00
MISC	04/17/2015	24 BROKEN FENCE LOOP LN	OWNER AS CONTRACTOR:	POYTHRESS ENTERPRISES LLC	RE-INSPECT FEE	\$55.00	\$55.00
MISC	03/27/2015	1197 ISLAND CREEK ESTATES	THURMAN SMITH	FISHER, BOBBY	FINAL RE-INSPECTION	\$55.00	\$55.00

<b>Permit Type Code: MISC</b>	<b>Total Permits:8</b>	<b>Fees Total: \$375.00</b>	<b>Estimated Cost Total: \$7,240.00</b>
-------------------------------	------------------------	-----------------------------	-----------------------------------------

REMODEL	04/08/2015	721 STATE ST	TBA:	VASS, THOMAS E & KAREN	REPAIR BATHROOM	\$220.00	\$700.00
REMODEL	04/14/2015	1102 PINKSTON ST	EMERGENCY RECONSTRUCTION:	RICHARDSON, MURTHA E	BUILDING REPAIR	\$100.00	\$15,000.00
REMODEL	04/16/2015	708 CARDINAL DR	TBA:	HASKINS, PHILIP, JR & LISA	REMODEL BATHROOMS	\$375.00	\$20,000.00
REMODEL	04/22/2015	1120 GUN CLUB RD	TBA:	HAMRICK, JAMES W & ANN	REPAIR ROOF	\$120.00	\$2,000.00
REMODEL	03/26/2015	151 PARROTT RD	JAMES L TOMPSON	EARLY FALSOM PROPERTIES	REPAIR FLOOR SYSTEM	\$55.00	\$6,000.00
REMODEL	04/01/2015	4730 HWY 158 BUSINESS	CORBITT HILLS CONSTRUCTION, LL:	BRUMMITT, RUTH JONES	24 X 24 CARPORT	\$1,483.00	\$150,000.00
REMODEL	04/02/2015	94 PEARSON LN	OWNER AS CONTRACTOR:	GALEANA-PIEDRA, KARINA	REMODEL	\$265.00	\$7,000.00
REMODEL	04/23/2015	129 BEVERLY LN EAST	TBA:	BOLING, CAROL SUE	FINISH 2ND FLOOR	\$384.00	\$7,000.00

<b>Permit Type Code: REMODEL</b>	<b>Total Permits:8</b>	<b>Fees Total: \$3,002.00</b>	<b>Estimated Cost Total: \$207,700.00</b>
----------------------------------	------------------------	-------------------------------	-------------------------------------------

SFR	04/15/2015	3424 WARRENTON RD	R G TECH SECURITIES, INC:	REAVIS, STEPHEN DALE	1 STORY SFD, PORCH	\$1,593.00	\$250,000.00
-----	------------	-------------------	---------------------------	----------------------	--------------------	------------	--------------

<b>Permit Type Code: SFR</b>	<b>Total Permits:1</b>	<b>Fees Total: \$1,593.00</b>	<b>Estimated Cost Total: \$250,000.00</b>
------------------------------	------------------------	-------------------------------	-------------------------------------------

SHINGLES	04/08/2015	836 ROOK ST	RENWOOD C PIERCE JR	HICKS, JAMES W	REMOVE & REPLACE	\$65.00	\$9,500.00
SHINGLES	04/14/2015	266 COUNTRY CLUB DR	J C CARRILLO ROOFING CO:	TRAYLOR, ELIZABETH M	REMOVE & REPLACE	\$65.00	\$10,660.00
SHINGLES	03/31/2015	1304 GARNETT ST SOUTH	DURAN ROOFING:	MILLS, ANTHONY W & LESLIE H	REMOVE & REPLACE	\$65.00	\$3,500.00
SHINGLES	04/20/2015	1001 BEACON AVE	W W PROPERTIES & RENTALS, LLC:	FOR C'S SONS, LLC	REMOVE & SHINGLES	\$65.00	\$1,000.00
SHINGLES	04/24/2015	326 ROCKSPRING ST	DURAN ROOFING:	PRIDE OF VANCE LODGE	REMOVE & REPLACE	\$65.00	\$4,900.00
SHINGLES	04/01/2015	1524 ANDREWS AVE EAST	OWNER AS CONTRACTOR:	SANDOVAL, JUAN CARLOS	REPAIR ROOF	\$110.00	\$2,500.00
SHINGLES	04/21/2015	3892 RALEIGH RD	GUPTON SERVICES, INC:	RALEIGH ROAD BAPTIST CHURCH	REMOVE & REPLACE	\$75.00	\$32,000.00
SHINGLES	04/13/2015	1915 COMMUNITY HOUSE RD	VERDIN ROOFING	WALKER, MILDRED GOODRICH	RMV&RPL SHINGLES	\$130.00	\$3,260.00
SHINGLES	04/13/2015	262 THOMAS RD	T & T HOME REPAIR:	LIPPETT, PATTIE	RMV & RPL SHINGLES	\$65.00	\$8,000.00
SHINGLES	04/17/2015	101 JEFFRESS DR	HARRIS & SON HOME REPAIR:	PARROTT, JERE P & BETTY H	REMOVE & REPLACE	\$65.00	\$5,200.00

# Building Permits Subtotal Report

## Sorted by PERMIT TYPE CODE

Report for 03/26/2015 to 04/25/2015

Report Date 04/27/2015

Permit Type Code	Permit Date	Site Address	General Contractor	Owner Name	Project Scope	Permit Fee	Estimated Cost
SHINGLES	04/13/2015	89 FAIRVIEW DR	HARRISON FORD CONSTRUCTION:	SANDFORD JR, GILBERT D	RMV & RPL SHINGLES	\$65.00	\$4,600.00
SHINGLES	04/20/2015	70 PINWOOD DR	OWNER AS CONTRACTOR:	OUZTS, JIMMIE L & PAMELA P	RMV & RPL SHINGLES	\$65.00	\$2,352.00
SHINGLES	04/24/2015	385 JULIAN SMITH RD	CURRIN ENTERPRISES, INC.:	C & C INVESTMENTS, LLC	REMOVE & REPLACE	\$65.00	\$2,200.00
SHINGLES	04/20/2015	349 RUIN CREEK RD	JUAN RODRIGUEZ	R C INVESTMENTS	REMOVE & REPLACE	\$75.00	\$20,000.00
SHINGLES	04/10/2015	2811 NUTBUSH RD	HARRIS & SON HOME REPAIR:	WARE, CHRISTOPHER S & ANGELA	REMOVE & REPLACE	\$65.00	\$3,200.00
SHINGLES	04/09/2015	384 VINCENT HOYLE RD	OWNER AS CONTRACTOR:	T C B PROPERTIES & RENTALS	REMOVE & REPLACE	\$65.00	\$3,000.00
SHINGLES	04/10/2015	541 ROWLAND ST	PEDRO MARTINEZ:	TURNER, ROBERT, JR & MARJORIE	REMOVE & REPLACE	\$130.00	\$2,000.00
SHINGLES	04/10/2015	555 ROWLAND ST	PEDRO MARTINEZ:	TURNER, ROBERT, JR	REMOVE & REPLACE	\$65.00	\$2,000.00

<b>Permit Type Code: SHINGLES</b>	<b>Total Permits: 18</b>	<b>Fees Total: \$1,365.00</b>	<b>Estimated Cost Total: \$119,872.00</b>
-----------------------------------	--------------------------	-------------------------------	-------------------------------------------

SWMH	03/27/2015	1226 FULLER ST	CAROLINA MOBILE CONTRACTORS:	LEE, MARY C & JAMES	2014 72X16 SWMH	\$210.00	\$5,200.00
SWMH	04/07/2015	130 BILL BRAGG MORTON RD	CAROLINA MOBILE CONTRACTORS:	MITCHELL, ELAINE B	2014 16 X 76 SWMH	\$210.00	\$54,000.00
SWMH	04/10/2015	831 GLEBE RD	CAROLINA MOBILE CONTRACTORS:	OVERBY, ALICE I	2014 16 X 76 SWMH	\$210.00	\$41,000.00

<b>Permit Type Code: SWMH</b>	<b>Total Permits: 3</b>	<b>Fees Total: \$630.00</b>	<b>Estimated Cost Total: \$100,200.00</b>
-------------------------------	-------------------------	-----------------------------	-------------------------------------------

**Total Permits Issued: 81**

**Total Fees Paid: \$25,318.00**

**Total Estimated Cost: \$3,742,660**

# Combo Permits Summary Report

## Sorted by Source

Report for 03/26/2015 to 04/25/2015

Report Date 04/27/2015

Permit Catagory	Permit Date	Permit Type	Site Location	Contractor Name	Owner Name	Project Scope	Permit Fee	Estimated Cost
Electrical	03/26/2015	RE-CONT INSPECTION	424 DABNEY DR	OWNER AS CONTRACTOR:	SMITH, JAMIE JONES	POWER CONNECTION	\$55	\$1,000
Electrical	03/31/2015	RE-CONT INSPECTION	220 BILL SPAIN RD	JAMES T BRYANT	SPAIN, EDWARD F & DONNA C	POWER CONNECT	\$55	\$55
Electrical	04/01/2015	ELECMIN	2175 GARNETT ST NORTH	RICK EDWARDS ELECTRIC:	BOWEN, T F	REPLACE METER BASE	\$55	\$300
Electrical	04/02/2015	RE-CONT INSPECTION	200 HUNTER RD	OWNER AS CONTRACTOR:	HUDGINS, LINDA T	POWER CONNECT	\$55	\$55
Electrical	04/02/2015	ELECMIN	100 TURNER LN	WESCO, INC:	BOWEN, MARY J	WIRE GENERATOR	\$55	\$7,500
Electrical	04/06/2015	ELECMIN	272 WHITTEN AVE	OWNER AS CONTRACTOR:	HARGROVE HOME SERVICE	ADD ELEC /PLUMB	\$110	\$1,200
Electrical	04/07/2015	ELECMIN	530 WATERS EDGE LOOP RD	ELECTRICAL PLUS INC.:	WIARD, VIRGINIA&REAGLE, ROBERT	INSTALL GENERATOR	\$55	\$4,500
Electrical	04/07/2015	ELECMIN	6867 BROAD ST	ACCESS COMMUNICATIONS:	GLANDON FOREST EQUITY, LLC	INSTALL CAMERAS	\$55	\$1,800
Electrical	04/07/2015	ELECMIN	175 B HARRISON LN NORTH	ELECTRICAL PLUS INC.:	TAYLOR, G. BRANDON & HEATHER	INSTALL GENERATOR	\$55	\$4,500
Electrical	04/07/2015	ELECMIN	383 DABNEY RD	ELECTRICAL PLUS INC.:	BRUMMITT, EDNA JEANNETTE BALL	REPLACE WIRE TO WELL	\$55	\$500
Electrical	04/08/2015	ELECMIN	611 BRECKENRIDGE ST	JAMES CHAMPION'S ELECTRIC SERV:	HARRIS, JULIA H	NEW 200AMP SERVICE	\$55	\$1,000
Electrical	04/08/2015	ELECMIN	139 WAREHOUSE RD	BREEDLOVE ELECTRIC, INC:	KENNAMEAL, INC	PANELBOARDS	\$100	\$7,358
Electrical	04/09/2015	ELECMIN	1155 BOBBITT RD	MICA ELECTRIC:	MORGAN, BRIAN T & RACHEL	CHANGE SERVICE	\$55	\$1,200
Electrical	04/13/2015	ELECMIN	306 PAR DR	BITTING ELECTRIC INC:	BOYD, EARL & JESSIE	INSTALL 22KW GENERAT	\$110	\$3,000
Electrical	04/13/2015	ELECMIN	334 REGIONAL WATER LN	VAN JOHNSON:	NC COASTAL PINES GIRL SCOUTS	INSTALL UG FEEDERS	\$140	\$33,814
Electrical	04/14/2015	ELECMIN	220 VIRGINIA AVE	WALTER RILEY SMITH:	WALLS, DWAYNE J	CHANGEOUT SERVICE	\$55	\$400
Electrical	04/14/2015	ELECMIN	222 VIRGINIA AVE	WALTER RILEY SMITH:	WALLS, DWAYNE J	CHANGEOUT SERVICE	\$55	\$400
Electrical	04/16/2015	ELECMIN	125 SHERWOOD RD	A/CS ELECTRIC, INC:	CURRIN MICHAEL OSBORNE	REPLACE INSIDE PANEL	\$55	\$1,200
Electrical	04/16/2015	ELECMIN	2001 COLEMAN PL	NELMS ELECTRIC SERVICE, INC:	MITCHELL, BESSIE B	INSTALL PERM CONNECT	\$55	\$2,000
Electrical	04/16/2015	ELECMIN	933 MEADOW LN	NELMS ELECTRIC SERVICE, INC:	JOHNSON, MICHAEL R & ANDREA	INSTALL PERM CONNECT	\$55	\$2,000
Electrical	04/20/2015	ELECMIN	200 COOPER DR NORTH	WACHTER INC:	WAL-MART STORES EAST, LP	LOW VOLTAGE CABLING	\$195	\$45,000
Electrical	04/21/2015	ELECMIN	CHAVIS RD NORTH	BREEDLOVE ELECTRIC, INC:	NC DEPT OF TRANSPORTATION ROW	REPLACE OLD PANEL	\$55	\$2,252
Electrical	04/24/2015	ELECMIN	615 MARSHALL ST A	H R EATON ELECTRIC CO.:	HAMLET INVESTMENTS, LLC	CHANGE METER BASE	\$55	\$500
Electrical	04/24/2015	ELECMIN	638 EAST AVE	H R EATON ELECTRIC CO.:	GUSCOTT, GEORGE R & CARRIE	REWIRE APARTMENT	\$55	\$1,000

# Combo Permits Summary Report

## Sorted by Source

Report for 03/26/2015 to 04/25/2015

Report Date 04/27/2015

Permit Category	Permit Date	Permit Type	Site Location	Contractor Name	Owner Name	Project Scope	Permit Fee	Estimated Cost
Electrical Permits Issued			24	Fees Total	\$1,700.00	Estimated Cost Total	\$122,534.00	
Mechanical	03/27/2015	MECHMIN	210 COOPER DR SOUTH	LARRY'S SERVICE COMPANY:	VANCE ASSOCIATES	CHANGE OUT	\$55	\$2,975
Mechanical	03/30/2015	MECHMIN	701 WALTER BOWEN RD	COMFORT SHIELD HVAC SERV:	TRAMMELL, SHANNON	HVAC CHANGE OUT	\$55	\$1,250
Mechanical	04/01/2015	MECHMIN	415 RALEIGH RD	ALFORD MECHANICAL, INC.:	GENRECO LLC	REPLACE UNITS	\$55	\$21,000
Mechanical	04/01/2015	MECHMIN	5953 HICKSBORO RD	CAROLINA COOLING & HEATING:	REAMS, ROBERT JOSEPH & HURLEY	HVAC CHANGE OUT	\$55	\$4,495
Mechanical	04/01/2015	MECHMIN	134 GARNETT ST SOUTH	CAROLINA COOLING & HEATING:	CARDINAL INNOVATIONS HEALTHCAR	HVAC CHANGE OUT	\$55	\$6,240
Mechanical	04/01/2015	MECHMIN	126 COOPER DR SOUTH	LARRY'S SERVICE COMPANY:	VANCE ASSOCIATES	HVAC CHANGE OUT	\$55	\$2,975
Mechanical	04/02/2015	MECHMIN	224 CHERRY ST	LARRY'S SERVICE COMPANY:	WALLS, DWAYNE J	HVAC CHANGE OUT	\$55	\$3,925
Mechanical	04/02/2015	MECHMIN	401 ISLAND CREEK ESTATES RD	CAROLINA COOLING & HEATING:	JEFFERSON, NED & MARIE	HVAC CHANGE OUT	\$55	\$4,765
Mechanical	04/07/2015	MECHMIN	207 WELCOME AVE	TONEY WILKERSON:	SIPLIN, LELIA D	HVAC CHANGEOUT	\$55	\$4,500
Mechanical	04/07/2015	MECHMIN	550 ANDREWS AVE WEST	COMFORT TECHNOLOGIES:	HENDERSON HEIGHTS, LTD	HVAC CHANGE OUT	\$55	\$2,460
Mechanical	04/08/2015	MECHMIN	1000 FOSTER RD	CAROLINA COOLING & HEATING:	M A FOSTER PROPERTIES OF VANCE	HVAC UNIT	\$55	\$3,980
Mechanical	04/15/2015	MECHMIN	220 VIRGINIA AVE	LARRY'S SERVICE COMPANY:	WALLS, DWAYNE J	INSTALL HEAT PUMP	\$55	\$5,000
Mechanical	04/16/2015	MECHMIN	820 COBLE BLVD	GATEWAY HEATING & COOLING:	OAK HILL APARTMENTS (C/O CMC)	CHANGE OUT	\$55	\$1,500
Mechanical	04/16/2015	MECHMIN	766 KITTRELL RD	LARRY'S SERVICE COMPANY:	COMER, MARSHALL	HVAC CHANGE OUT	\$55	\$3,900
Mechanical	04/17/2015	MECHMIN	1456 ST ANDREWS CHURCH RD	CAROLINA COOLING & HEATING:	BROWN, IRVING G, JR	HVAC CHANGE OUT	\$55	\$3,160
Mechanical	04/17/2015	MECHMIN	1155 BOBBITT RD	TONEY WILKERSON:	MORGAN, BRIAN T & RACHEL	HVAC CHANGEOUT	\$165	\$8,330
Mechanical	04/17/2015	MECHMIN	95 CROSS CREEK RD	CAROLINA COOLING & HEATING:	HAWKINS, ANNIE H	HVAC CHANGE OUT	\$55	\$5,825
Mechanical	04/22/2015	MECHMIN	210 PERRY ST	COMFORT ZONE DESIGNERS:	LLOYD, RICAUD LEWIS & SARA	HVAC CHANGEOUT	\$55	\$7,100
Mechanical	04/22/2015	MECHMIN	1007 LONG CREEK CT	LARRY'S SERVICE COMPANY:	LONG CREEK CT LTD PARTNERSHIP	HVAC CHANGEOUT	\$55	\$3,320
Mechanical	04/23/2015	MECHMIN	476 LITTLE MILL RD	COMFORT MASTER INC:	TURNER, KAREN OWENS	HVAC CHANGE OUT	\$55	\$6,691
Mechanical	04/24/2015	MECHMIN	100 TURNER LN	TRAVIS D FORBES	BOWEN, MARY J	RUN GENERATOR LINE	\$55	\$560

# Combo Permits Summary Report

## Sorted by Source

Report for 03/26/2015 to 04/25/2015

Report Date 04/27/2015

Permit Category	Permit Date	Permit Type	Site Location	Contractor Name	Owner Name	Project Scope	Permit Fee	Estimated Cost
<b>Mechanical Permits Issued</b>		21		<b>Fees Total</b>	\$1,265.00	<b>Estimated Cost Total</b>	\$103,951.00	
Plumbing	03/26/2015	PLUBVCWD	2910 KELLY RD	KEVIN MALONE PERDUE:	HENDERSON, STANLEY & MILDRED	VCWD WATER LINES	\$50	\$900
Plumbing	03/27/2015	PLUBMIN	601 WAKEFIELD AVE	ERIN WILSON GLADDEN:	PGD, LLC	INSTALL GENERATOR	\$200	\$9,600
Plumbing	03/27/2015	PLUBMIN	2118 COLEMAN PL	ERIN WILSON GLADDEN:	DEMETRIADES, PETER G	INSTALL GENERATOR	\$110	\$6,900
Plumbing	03/30/2015	PLUBVCWD	51 HEARTLAND LN SOUTH	TBA:	LAURENZANO, MARK A	VCWD WATER LINE	\$50	\$175
Plumbing	03/31/2015	PLUBVCWD	1134 TOWER RD	OWNER AS CONTRACTOR:	CROCKER, MICHAEL & PATRICIA	VCWD WATER LINES	\$50	\$500
Plumbing	03/31/2015	PLUBVCWD	625 SOUTHERLAND MILL RD	OWNER AS CONTRACTOR:	GRIFFIN, GORDON L	VCWD WATER LINES	\$50	\$60
Plumbing	04/01/2015	PLUBVCWD	9920 NC 39 HWY NORTH	R K & B PLUMBING:	MATTHEWS, MARGARET B	VCWD WATER LINES	\$50	\$450
Plumbing	04/01/2015	PLUBVCWD	9868 NC 39 HWY NORTH	R K & B PLUMBING:	PEGRAM, JAMES A & FRANCES B	VCWD WATER LINES	\$50	\$400
Plumbing	04/01/2015	PLUBVCWD	8251 NC 39 HWY NORTH	R K & B PLUMBING:	NORWOOD, EUGENE H & CILICIA	VCWD WATER LINES	\$50	\$400
Plumbing	04/01/2015	PLUBVCWD	6841 NC 39 HWY NORTH	LOYD PLUMBING CO-OXFORD:	EVANS, MARY ANN	VCWD WATER LINES	\$50	\$1,000
Plumbing	04/01/2015	PLUBVCWD	2900 KELLY RD	R K & B PLUMBING:	WILLIAMSON, MARGARET A	VCWD WATER LINES	\$50	\$500
Plumbing	04/02/2015	PLUBMIN	1257 HIGHT ST	MOSLEY PLUMBING CO:	HARTLAND LAND COMPANY	INSTALL SEWER LINE	\$55	\$1,000
Plumbing	04/02/2015	PLUBMIN	1680 RUIN CREEK RD	JAMES MILTON BULLOCK JR:	RENN, JANE & BARRIER, KAY R	CONNECT WATER LINE	\$55	\$850
Plumbing	04/06/2015	PLUBVCWD	5791 VICKSBORO RD	MOSLEY PLUMBING CO:	BOWMAN, CHARLES & WILLIAMSON,D	VCWD WATER LINES	\$50	\$1,000
Plumbing	04/07/2015	PLUBVCWD	4868 STAGECOACH RD	OWNER AS CONTRACTOR:	BROWN, JUANITA	VCWD WATER LINES	\$50	\$400
Plumbing	04/08/2015	PLUBMIN	1545 OAKDALE CIR	REBATH OF THE TRIANGLE:	HUNT, DONNA L	CHANGE TUB TO SHOWER	\$55	\$16,378
Plumbing	04/08/2015	PLUBMIN	815 COUNTRYWOOD LN	ROBERT L LLOYD PLUMBING:	PACE, PARRY G & SHIRLEY	REPLACE WATER LINE	\$55	\$2,000
Plumbing	04/09/2015	PLUBVCWD	2684 THOMAS RD	OWNER AS CONTRACTOR:	BULLOCK, JAMES & THELMA	VCWD WATER LINES	\$50	\$400
Plumbing	04/10/2015	PLUBVCWD	230 KELLY RD	R K & B PLUMBING:	BRAME, LAWRENCE SR & VIVIAN	VCWD WATER LINES	\$50	\$450
Plumbing	04/10/2015	PLUBVCWD	255 KELLY RD	R K & B PLUMBING:	PRUITT, EDWARD C.JR & CYNTHIA	VCWD WATER LINES	\$50	\$400
Plumbing	04/13/2015	PLUBMIN	516 OAK ST	MOSLEY PLUMBING CO:	WATKINS, FREDERICA L & LOCKEMY	REPLACE SEWER LINE	\$55	\$2,081
Plumbing	04/13/2015	PLUBVCWD	7809 NC 39 HWY NORTH	R K & B PLUMBING:	NORWOOD, MARY	VCWD WATER LINE	\$50	\$400
Plumbing	04/13/2015	PLUBVCWD	7861 NC 39 HWY NORTH	R K & B PLUMBING:	CHANDLER JR, BARRY	VCWD WATER LINE	\$50	\$400

# Combo Permits Summary Report

## Sorted by Source

Report for 03/26/2015 to 04/25/2015

Report Date 04/27/2015

Permit Catagory	Permit Date	Permit Type	Site Location	Contractor Name	Owner Name	Project Scope	Permit Fee	Estimated Cost
Plumbing	04/13/2015	PLUBVCWD	7625 NC 39 HWY NORTH	R K & B PLUMBING:	VAUGHAN, PARHAM GARDNER, III	VCWD WATER LINES	\$50	\$450
Plumbing	04/13/2015	PLUBVCWD	933 WILL JEFFERSON RD	KEVIN MALONE PERDUE:	TILLISON, CATHERINE & ROGER W	VCWD WATER LINES	\$50	\$400
Plumbing	04/13/2015	PLUBVCWD	210 HEARTLAND LN	OWNER AS CONTRACTOR:	ARNOLD, KENNETH B, JR	VCWD WATER LINE	\$50	\$400
Plumbing	04/13/2015	PLUBVCWD	919 WILL JEFFERSON RD	KEVIN MALONE PERDUE:	TILLISON, CATHERINE & ROGER W	VCWD WATER LINES	\$50	\$300
Plumbing	04/14/2015	PLUBVCWD	1429 GUN CLUB RD	KEVIN MALONE PERDUE:	BURWELL, GOLDIE, HEIRS	VCWD WATER LINES	\$50	\$350
Plumbing	04/14/2015	PLUBVCWD	581 WILL JEFFERSON RD	R K & B PLUMBING:	MC GHEE, FRANK THOMAS & SARAH	VCWD WATER LINES	\$50	\$450
Plumbing	04/15/2015	PLUBMIN	233 TRUMAN AVE	LOYD PLUMBING CO-OXFORD:	HINTON, DANNY H & SHIRLEY L	RPL WATER LINE	\$55	\$1,000
Plumbing	04/15/2015	PLUBVCWD	1300 GUN CLUB RD	TBA:	ANDERSON, JAMES R & GALE	VCWD WATER LINE	\$50	\$300
Plumbing	04/16/2015	PLUBVCWD	1420 GUN CLUB RD	KEVIN MALONE PERDUE:	DAVIS, MICHAEL R & MARLENE	VCWD WATER LINES	\$50	\$500
Plumbing	04/16/2015	PLUBVCWD	4951 GLEBE RD	KEVIN MALONE PERDUE:	COLEMAN, RAYMOND J	VCWD WATER LINES	\$50	\$400
Plumbing	04/16/2015	PLUBVCWD	510 DICK FAINES RD	OWNER AS CONTRACTOR:	HENDRICKS, MARY ELIZABETH	VCWD WATER LINE	\$50	\$300
Plumbing	04/17/2015	PLUBMIN	623 ORANGE ST WEST	LOYD PLUMBING CO-OXFORD:	WIMBUSH, MARY	EPLACE SEWER LINE	\$55	\$600
Plumbing	04/20/2015	PLUBVCWD	570 GUN CLUB RD	WATKINS PLUMBING & PIPING:	BREWER, NANCY S	VCWD WATER LINE	\$50	\$500
Plumbing	04/20/2015	PLUBVCWD	185 GUN CLUB RD	WATKINS PLUMBING & PIPING:	EATON, PAMELA G	VCWD WATER LINES	\$50	\$600
Plumbing	04/20/2015	PLUBVCWD	215 GUN CLUB RD	WATKINS PLUMBING & PIPING:	EATON, PAMELA G	VCWD WATER LINES	\$50	\$600
Plumbing	04/21/2015	PLUBVCWD	1585 GUN CLUB RD	R K & B PLUMBING:	VENABLE, BAILEY	VCWD WATER LINE	\$50	\$425
Plumbing	04/21/2015	PLUBVCWD	2970 HICKSBORO RD	R K & B PLUMBING:	CLARKE, EUGENE W	VCWD WATER LINE	\$50	\$400
Plumbing	04/21/2015	PLUBMIN	101 PAR DR	PUBLIC SERVICE COMPANY OF NORT:	JACOBS, JAMES W, JR & ANGELA F	GAS PIPING	\$55	\$800
Plumbing	04/21/2015	PLUBVCWD	1537 GUN CLUB RD	R K & B PLUMBING:	VENABLE, MELVIN & MARYANN	VCWD WATER LINE	\$50	\$450
Plumbing	04/22/2015	PLUBVCWD	2830 HICKSBORO RD	TBA:	CABANA, ROBERT J & DIANE	VCWD WATER LINE	\$50	\$256
Plumbing	04/23/2015	PLUBMIN	721 SPRING VALLEY LAKE RD	FLOW MASTER PLUMBING & PUMP SV:	JOHNSON, EFFIE C & LEWIS B	REPLACE WATER LINES	\$55	\$3,500
Plumbing	04/23/2015	PLUBVCWD	538 WILL JEFFERSON RD	R K & B PLUMBING:	GRANSTON, EMMA V& REED, CV	VCWD WATER LINES	\$50	\$450
Plumbing	04/23/2015	PLUBVCWD	413 WILL JEFFERSON RD	R K & B PLUMBING:	HAWKINS, JOHUNTAS & ALFREDA	VCWD WATER LINES	\$50	\$400
Plumbing	04/24/2015	PLUBVCWD	1060 KELLY RD	WATKINS PLUMBING & PIPING:	TILLOTSON, GARY W	VCWD WATER LINES	\$50	\$600
Plumbing	04/24/2015	PLUBVCWD	350 HAMP FALKNER RD	TBA:	HUGHES, JAMES ROBERT	VCWD WATER LINE	\$50	\$300

# Combo Permits Summary Report

## Sorted by Source

Report for 03/26/2015 to 04/25/2015

Report Date 04/27/2015

Permit Catagory	Permit Date	Permit Type	Site Location	Contractor Name	Owner Name	Project Scope	Permit Fee	Estimated Cost
Plumbing	04/24/2015	PLUBVCWD	1112 KELLY RD	WATKINS PLUMBING & PIPING:	PEGRAM, ISAAC R & SHIRLEY B	VCWD WATER LINES	\$50	\$600
<b>Plumbing</b>	<b>Permits Issued</b>	49		<b>Fees Total</b>	\$2,705.00	<b>Estimated Cost Total</b>	\$61,975.00	
<b>Permits Issued</b>	94			<b>Fees Total</b>	\$5,670.00	<b>Estimated Cost Total</b>	\$288,460.00	



# Water Tap Report

Report for 03/28/2015 to 04/27/2015

Report Date 04/27/2015

Notification Number	Notification Date	Notification Type	Property Parcel Number	Property Location	Owner Name	Type of Tap	Tap Fee
U2015-0471	04/09/20	WATER TAP	0541B01001	1289 ROCK MILL RD	PERRY, JAMES F & DENISE	WATER TAP	\$125
U2015-0493	04/13/20	WATER TAP	0382 01017	4150 GLEBE RD	FOGG, MARGIE TAYLOR	DRY TAP	\$800
U2015-0516	04/15/20	WATER TAP	0372B01014	335 BUOY DR	T-WEL & ASSOCIATES, LLC	WET TAP	\$125
U2015-0538	04/17/20	WATER TAP	0404 01018	HICKSBORO RD	OWEN, LEE MARSHALL	DRY TAP	\$800

## Summary

Notifications Issued: 4

Water Tap Fees Total: \$1,850.00

## Recreation/Parks

February 2015

### Recreation Program Summary

#### A. RECREATION PROGRAM DIVISION

##### Youth Athletics

Youth Boys & Girls Basketball Summary:

SPORT	GAMES	PRACTICES	SPECTATOR HOURS	PARTICIPANT HOURS	COACHES MEETINGS	NUMBER OF PLAYERS
Basketball	81	90	5850	4590	4	224

##### Adult Athletics

No Adult athletic programs were budgeted for 2013/14.

##### Recreation Programs

- Golden Age Club – conducted 2 weekly meetings of the Golden Age Club with a total monthly attendance of 19 members. The trip and a meeting were canceled due to inclement weather.
- Visually Impaired Program (VIP) – this program working with visually impaired citizens and volunteers provided recreational activities including bingo and a support meeting with a monthly attendance of 19 VIPs. Bowling was canceled due to inclement weather.
- Senior Games –Attended a sports clinic in Cary for this year’s upcoming Games.
- Special Olympics –Held 2 basketball practices for 16 athletes. Held a local committee meeting to discuss fundraising and the upcoming seasons. Had our Polar Plunge Fundraiser where 63 people jumped into Kerr Lake. We raised \$3590.32 after expenses were paid.
- Attended the Vance County Senior Center Advisory Council meeting.
- Rec Players- Held a Valentine’s weekend fundraiser where the Rec Players put on 3 productions of *Songs for a New World*, 2 of which were a dinner theater, and one of which was a matinee. 245 people from the community enjoyed the show.

## **Aycock Recreation Center**

- The Aycock Recreation Department is helping the city and county start an employee wellness program. The Aycock Recreation Department is providing free memberships to all city and county employees. There were a total of 18 registered city members and 53 registered county members for the month of January. There were a total of 69 Vance County School employees registered for the month of February..
- TOWN (Taking off Weight Now) group meets on Friday mornings with a total of 45 participants for the month.
- Scheduled 4 Facility rentals for a total of 8 hours of usage and a total of 120 participants
- Scheduled 2 community/non-profit meeting for a total 12 of hours of usage and a total of 12 participants.
- Vance Charter scheduled 5 facility rentals for a total of 12 hrs. and a total of 420 participants.
- VGCC scheduled 2 facility rentals for a total of 7 hrs. and a total of 75 participants.
- Total of 10003 citizens visited/used the Center for the month.
- (Excludes numbers for rentals/meetings/classes, aquatics events, and youth athletics.
- Teacher Executive Institute met at the Aycock Recreation Center on February 5<sup>th</sup> to tour the facility and learn about our programs, memberships, and events that we are currently holding at the Center.
- SLIDE N GLIDE FITNESS CLASS starting on February 9<sup>th</sup> thru March 20<sup>th</sup> on Mondays at 7-7:45. The month of February there were a total of 36 participants.
- Previewed Deep End Water Aerobics with the instructor Lynrita Henderson on February 6<sup>th</sup> 2015 for the program she will be holding on Monday and Friday evenings string February 9<sup>th</sup> – March 20<sup>th</sup> 2015 from 6:15 to 7pm.
- Attended and participated in a sports management clinic held in Cary on February 12<sup>th</sup> 2015 at the Cary Senior Center. This clinic gave us information on Senior Games for 2015 and also went over rules and changes for some of the events that will be held.

## **Aquatics**

- Water Aerobics Class was held 20 times with a total of 182 participants.

- A total of 2 rentals were scheduled with 4 hours of usage and 46 participants.
- Practice was scheduled for 6 swim team 13 times with 132 participants and 15.5 hours of usage.
- School groups were scheduled 2 times with 4 hours of usage and 49 participants.
- Deep Water Aerobics was held 3 times with 4 participants.
- Group Swimming Lesson were held 19 times with 41 participants and 13 hours of usage.
- Clark Save Our Kids group one came 2 times with 25 participants and 2 hours of usage.

### **Special Events**

- Youth Services Program Coordinator (Gregory Kelly, Shantel Hargrove) coordinated and transported 24 youth/teens to North Carolina Central University basketball game on January 24, 2015. 3 parent volunteers participated in this event.

### **Community Engagement:**

- None participated in this month.

### **B. YOUTH SERVICES DIVISION**

#### **Community Service/Restitution**

- There were two new admissions and no terminations for February. There are five youth working on completing community service hours.
- Aycock Recreation Center and Old Aycock Gym were the work sites used for youth completing community service hours.

#### **Project Youth Outreach – Interpersonal Skills/Guided Growth Program**

Interpersonal skills groups met when possible, but activities were limited due to delays and school closings. .

#### **Conflict Management Services**

Based on referrals, two youth will be scheduled for Anger Management classes for March.

#### **Teen Court**

- Two cases were held on February 3.

- Teen Court teams have been meeting Monday – Thursday after school at Attorney Nathan Baskerville’s office to prepare for the upcoming NC Teen Court Summit to be held in New Bern March 6-8.

### **COMMUNITY INVOLVEMENT/TRAINING**

- Numerous community board participation by staff: United Way, Safe Kids, System of Care Five County Community Collaborative, Boys & Girls Club, Juvenile Crime Prevention Council, Kerr-Tar Council of Governments WIA Youth Council and Judicial Attendance Council
- As member of the NCJSA Spring Conference Planning Committee, Donna Stearns participated in conference call on February 11.
- Greg Kelly and Shantel Hargrove served as coordinators for the first African-American Heritage Quiz Bowl originally scheduled for February 28 (rescheduled for March 14).
- Shantel Hargrove assisted Henderson-Vance Recreation Director with a group of 14 youth who attended the Central University vs Morgan State University on February 28.

**(75% of the year complete)**

[illegible]

## **PERSONNEL REPORT**

### **April 23, 2015**

#### **New Hires:**

- Natalie Brayboy has been appointed as the SW Supervisor in the CPS Unit effective April 6, 2015.
- Jacqueline McGovern has been appointed as an IMC II in the Food and Nutrition Unit effective April 15, 2015.

#### **Promotions:**

- Cynthia Freeman has been promoted to an Income Maintenance II, Medicaid Transportation Coordinator effective April 13, 2015. Ms. Freeman previously served as a Processing Assistant at the front desk.
- Johanna Torres has been promoted to a SW III in the Foster Care Unit effective April 20, 2015. Mrs. Torres previously served as the Foreign Language Interpreter.

#### **Resignations:**

- Lenora LeMay, Senior Center, submitted her resignation effective April 2, 2015.
- Jainee Elliott, Food and Nutrition, submitted her resignation effective April 2, 2015.

#### **Vacant Positions:**

- IM Supervisor II, Adult Services Unit, open until filled (Linnoya Williams-Royster)
- IMC II, Food and Nutrition Unit 2 positions (Kay Fleming and Jainee Elliott)
- Processing Assistant IV, Front Desk (Cynthia Freeman)
- Foreign Language Interpreter (Johanna Torres)
- Nutrition Site Manager (Lenora LeMay)

## Food and Nutrition Statistics FY 2014-2015

<b>FY 2014-2015</b>	<b>JULY</b>	<b>AUG</b>	<b>SEP</b>	<b>OCT</b>	<b>NOV</b>	<b>DEC</b>	<b>JAN</b>	<b>FEB</b>	<b>MAR</b>	<b>APR</b>	<b>MAY</b>
Age 0-5	2,211	2,122	2,162	2,243	2,243	2,137	2,195	2,171	2,165		
Age 6-11	2,174	2,020	2,095	2,163	2,159	2,052	2,136	2,114	2,109		
Age 12-15	1,250	1,191	1,197	1,267	1,286	1,199	1,240	1,236	1,224		
Ages 16-17	496	460	479	508	516	476	497	506	501		
Ages 18-20	637	593	612	640	644	592	624	608	601		
Ages 21-30	2,386	2,240	2,273	2,399	2,402	2,248	2,342	2,320	2,322		
Ages 31-40	1,679	1,603	1,638	1,723	1,725	1,647	1,717	1,704	1,693		
Ages 41-50	1,553	1,499	1,534	1,586	1,576	1,486	1,525	1,514	1,492		
Ages 51-60	1,366	1,333	1,343	1,385	1,377	1,321	1,350	1,334	1,353		
Ages 60 and over	1,360	1,330	1,364	1,398	1,392	1,366	1,395	1,411	1,411		
New Applications	239	357	374	403	325	377	316	251	332		
Completed Applications		338	396	407	325	380	378	324	386		
Recertifications	1,019	1,103	1,174	1,105	1,100	1,205	1,032	1,099	1,189		
Average number of days to complete applications	14	12		14	12	13	14	13	12		
Benefit Accuracy	100%	100%	100%	100%	100%	100%	100%	100%	100%		
Total number of cases	7,835	7,835	7,848	7,901	7,859	7,822	7,822	7,732	7,655		
Total number of participants (individuals)	15,381	15,381	15,394	15,449	15,409	15,295	15,295	15,086	14,942		
FNS Benefits Issued	\$1,826,929	\$1,826,929	\$1,830,940	\$1,910,530	\$1,905,727	\$1,876,763	\$1,876,763	\$1,835,377	\$1,815,257		



## Food and Nutrition Goals FY 2014-2015

[illegible]

## Food and Nutrition Quarterly Reports FY 2014-2015

### October Quarterly Report (July, 2014 - Sep, 2014)

Glitches in NC FAST continue to hinder caseworkers and slow processing times. FNS met the goals for quarter with the exception of senior participation. The senior participation has increased but the Supervisor Dashboard in NC FAST gives a "snapshot" of the individual participants which does not add up to total participants.

### January Quarterly Report (Oct, 2014 - Dec, 2014)

FNS has continues to meet it's goals on a monthly basis. FNS staff has voluntarily worked overtime to assist Medicaid with their backlog due to NC FAST hardlaunch.

### April Quarterly Report (Jan, 2015 - Mar, 2015)

Management Evaluation Review was completed March 12. Vance County was commended for their normal processing rate as being one of the lowest in the state. The expedited rate for the entire state is presently at 68% due to the implementation of NC FAST. Vance County's expedited rate is 5.94% which places us on corrective action. All counties are held accountable yet, NC FAST has not provided us with accurate reports, and still does not calculate the normal and expedited processing correctly.

### July Quarterly Report (Apr, 2015 - June, 2015)

# Family and Children Medicaid Statistics FY 2014-2015

[illegible]

## Family and Children Medicaid Goals FY 2014-2015

[illegible]

## Family and Children Medicaid Quarterly Reports FY 2014-2015

### October Quarterly Report (July, 2014 - Sep, 2014)

The FFM applications received from the Marketplace were overdue when the County received them. Training has been completed by all caseworkers in preparation for NC FAST Hard Launch on November 3, 2014. Clean up reports have been worked weekly.

### January Quarterly Report (Oct, 2014 - Dec, 2014)

Staff has been voluntarily working overtime to reduce the backlog created by NC FAST hardlaunch.

### April Quarterly Report (Jan, 2015 - Mar, 2015)

Medicaid staff met the States March 31st deadline by working countless hours of overtime this past quarter.

### July Quarterly Report (Apr, 2015 - June, 2015)

Adult Medicaid Statistics FY 2014-2015

[illegible]

## Adult Medicaid Goals FY 2014-2015

[illegible]

## Adult Medicaid Quarterly Reports FY 2014-2015

### October Quarterly Report (July, 2014 - Sep, 2014)

Adult Medicaid has met it's goals for the quarter with the exclusion of FFM applications. The FFM applications received from the Marketplace were overdue when the County received them. Training has been completed by all caseworkers in preparation for NC FAST Hard Launch on November 3, 2014. Clean up reports have been worked weekly.

### January Quarterly Report (Oct, 2014 - Dec, 2014)

Staff has voluntarily worked overtime to reduce the backlog created by NC FAST hardlaunch.

### April Quarterly Report (Jan, 2015 - Mar, 2015)

Medicaid Staff met the States March 31st deadline by working countless hours of overtime this past quarter.

### July Quarterly Report (Apr, 2015 - June, 2015)



## Work First Employment Services Statistics FY 2014-2015

[illegible]

## Work First Employment Services Goals FY 2014 -2015

[illegible]

## Work First Employment Services Quarterly Reports FY 2014-2015

[illegible]

## Work First (Cash) Statistics FY 2014-2015

[illegible]

## Work First (Cash) Goals FY 2014 -2015

[illegible]

## Work First (Cash) Quarterly Reports FY 2014-2015

### October Quarterly Report (July, 2014 - Sep, 2014)

Training completed by all caseworkers in preparation for NC FAST Hardlaunch on November 3, 2014.

One caseworker has completed all Work First policy training and is able to complete applications independently in Work First.

### January Quarterly Report (Oct, 2014 - Dec, 2014)

Work First and Medicaid hard launched into NC FAST 11-3-14. Training for NC FAST completed and Caseworkers now are able to navigate the programs in NC FAST. Universal cross training for income maintenance caseworkers suspended temporarily due to Medicaid backlog. Started cross training with Work First Employment Social Workers.

### April Quarterly Report (Jan, 2015 - Mar, 2015)

Continuing to cross train Work First Employment Social Workers.

### July Quarterly Report (Apr, 2015 - June, 2015)

## Support Services Statistics FY 2014-2015

<b>FY 2014-2015</b>	<b>JULY</b>	<b>AUG</b>	<b>SEP</b>	<b>OCT</b>	<b>NOV</b>	<b>DEC</b>	<b>JAN</b>	<b>FEB</b>	<b>MAR</b>	<b>APR</b>	<b>MAY</b>	<b>JUNE</b>
Total number of Spanish Interpreting units	179	177	188	61	124	144	204	186	168			
Number of Spanish Interpreting units-Adult Services	2	5	8	1	0	2	5	0	4			
Number of Spanish Interpreting units-Child Support	10	8	11	0	8	9	6	6	8			
Number of Spanish Interpreting units-Children's Services	7	3	8	0	1	10	5	2	4			
Number of Spanish Interpreting units-Food and Nutrition	91	74	67	22	44	47	63	47	53			
Number of Spanish Interpreting units-Emergency Assistance	2	3	0	1	0	4	0	28	16			
Number of Spanish Interpreting units-Medicaid	64	75	78	21	63	55	94	82	78			
Number of Spanish Interpreting units-Senior Center	0	0	0	0	0	2	2	3	0			
Number of Spanish Interpreting units-Work First	3	4	3	1	8	12	16	6	3			
Number of Spanish Interpreting units-Transportation	0	1	11	1	0	1	0	1	1			
Number of Spanish Interpreting units-Daycare	0	1	0	0	0	2	2	1	1			
Number of forms translated		2	8	2	10	11	11	10	13			

## Services Support Statistics FY 2014-2015

[illegible]



## Child Support Services Statistics FY 2014-2015

[illegible]

## Child Support Services Goals FY 2014-2015

[illegible]

## Child Support Services Quarterly Reports FY 2014-2015

### October Quarterly Report (July, 2014 - Sep, 2014)

\*In August, 2 child support staff members attended the annual NC Child Support Council & Attorneys Conference in Concord, NC

\*The NC Child Support Services shared a draft of the state's new 5-year strategic plan which includes focus on customer service, performance and outcomes, program structure, and effectiveness of program technology.

\*In September, Agent Sarah Heaton was successful in collecting a child support lump sum of \$10,000 from a settlement between parents

\*As of September, Vance County's collections percentage is 0.75% above this time last year

### January Quarterly Report (Oct, 2014 - Dec, 2014)

\*Agent Desree Twisdale was recognized by Child Support offices across the state for collecting a lump sum payment from one non-custodial parent in the amount of \$6,628.90.

\*2 Vance Co. Agents were recognized in December for exceptional collections across NC: LaWanda Jones collected a lump sum of \$10,654.66 from an insurance lien; Agent Terea Hayes collected \$9,000 from a negotiated payment by a non-custodial parent to pay past due arrears balance.

\*Results from quarterly reporting shows that Vance County's total collections as of December 2014 are up 1.27% from December 2013.

### April Quarterly Report (Jan, 2015 - Mar, 2015)

\*Agent Teresa Hayes was successful in intercepting a lump sum from non-custodial parent lottery winnings

\*Vance County CSE is currently meeting all self-assessment goals set by state of for 2014-15

### July Quarterly Report (Apr, 2015 - June, 2015)

## Adult Services Statistics FY 2014-2015

[illegible]

## Adult Services Goals FY 2014-2015

<b>FY 2014-2015</b>	<b>JULY</b>	<b>AUG</b>	<b>SEP</b>	<b>OCT</b>	<b>NOV</b>	<b>DEC</b>	<b>JAN</b>	<b>FEB</b>	<b>MAR</b>	<b>APR</b>	<b>MAY</b>	<b>JUNE</b>
Initiate evaluations of all screened in reports complaints of abuse, neglect, and/or exploitation within 72 hours 100% of the time.	100%	100%	100%	100%	100%	75%	100%	100%	100%			
Initiate immediately all screened in reports alleging danger or death 100% of the time.	N/A	N/A	N/A	0	0	N/A	NA	NA	100%			
Complete evaluations and make case decisions within the required 30-45 day time frame after the initial report date 100% of the time.	100%	100%	8/100%	100%	100%	0%	5/100%	100%	5/5 100%			
At least 90% of individuals substantiated for abuse, neglect, or exploitation consent to services.	100%	100%	0%	100%	0%	N/A	1/100%	3/4 75%	0/1 0%			
Conduct at least one on-site visit to every family and adult care facility every month to ensure residents receive a minimum level of care.	50%	100%	4/100%	100%	100%	0%	100%	100%	3/100%			
DSS will initiate an investigation into all facility care resident complaints within 5 working days.	0	0	0	0	100%	100%	N/A	NA	0			
DSS will ensure that 100% of our wards have a complete medical exam at least once a year.	0	0	1/100%	100%	100%	1/100%	NA	NA	2/100%			

## Adult Services Quarterly Reports FY 2014-2015

### October Quarterly Report (July, 2014 - Sep, 2014)

converted 60 cases from at risk CM to Medicaid Administrative claiming Activities due to mandatory requirement. Staff attended SA-Ih training to enhance skills. Continue to utilize the webinars offered for MAC, because of changes which involves different coding of activities. Manuvering through E-CAP to get beneficiaries assessments and plan of cares approved timely has been major adjustment, but is working. APR noted big improvement in APS screening and staffing. Time frames met. one facility complaint addressed by Adult Home Specialist.

### January Quarterly Report (Oct, 2014 - Dec, 2014)

Unit Supervisor retired December 31st with her last day in office as 12/19/14. Several CAP-DA Assessments and Plan of Care needing approval. Interim Supervisor working to manuver through the E-CAP to get Assessments and Plan of Care approved. APR visited Nov. 18th to follow up Corrective Action. Result: Some improvements Guardianship and APS to statutory requirements. Some areas still needing much improvement. Some staff attended MAC classroom training found to be much more beneficial than Webinar. Green-Bullock Assisted Living closed by state Nov. 10th. SW's worked to get residents packed and placement found for all family did not make arrangements for.

### April Quarterly Report (Jan, 2015 - Mar, 2015)

Interim Supervisor attended SA-In-Home Training in March. Very informative and eye opening to the requirements and purpose. APR visited January 15th and returned March 31st. She did not review records during her visit in January but met with staff to review APS and Guardianship. During her visit March 31st she reviewed SA-In-Home records. She met again with staff to review the Economic Worksheet, Services Plan and her findings. Informed her focus was more on SA-In-Home as there appeared to have been significant improvement with APS and Guardianship at her last review of records. Interim has provided training to staff on how to complete a good assessment and Evaluation. Has provided instruction on documenting eligibility and target population for services and how to accurately complete the 5027 to address training. Social Work Program Manager and Interim developing plan for internal monitoring of case files. Also, SWPM and IS have decided to utilized Office Assistant for scheduling assessments and issuing reminders for Status Reports due.

### July Quarterly Report (Apr, 2015 - June, 2015)

# Foster Care/Adoption/Licensing Statistics FY 2014-2015

<b>FY 2014-2015</b>	<b>JULY</b>	<b>AUG</b>	<b>SEP</b>	<b>OCT</b>	<b>NOV</b>	<b>DEC</b>	<b>JAN</b>	<b>FEB</b>	<b>MAR</b>	<b>APR</b>	<b>MAY</b>	<b>JUNE</b>
Age 0-5	35	32	31	34	36	32	32	31	32			
Age 6-12	16	16	18	15	15	15	15	14	12			
Age 13-21	29	28	30	25	26	27	25	25	22			
Race: Black	58	49	52	50	52	51	48	47	47			
Race: White	17	16	18	14	15	17	17	17	16			
Race: White/Hispanic	2	5	2	4	4	2	3	2	0			
Race: Black/Hispanic	0	0	2	0	0	2	2	2	1			
Race: White/Black	3	6	5	6	6	2	2	2	2			
Total Number of Children in DSS Custody	80	76	79	74	77	74	72	70	66			
Number of Children above who are under a CARS agreement (over 18 voluntary custody)	4	4	4	4	5	5	5	5	6			
Number of Children in Custody less than 12 months	35	36	32	34	34	33	28	26	22			
Number of Children in Custody more than 12 months	45	40	47	40	43	41	44	44	44			
Number of Children whose cases were closed in 12 months or less	4	0	4	0	3	1	0	0	2			
Number of Children reunified with parent(s)	4	1	8	0	3	0	1	2	5			
Number of Children placed in settings <b><u>other than</u></b> relatives/kinship	54	53	52	54	56	50	47	44	42			
Number of children place with relatives/kinship	26	23	26	19	21	24	25	26	24			
Number of Licensed VCDSS Foster Homes	23	22	23	24	25	25	24	26	26			
Number of DSS Finalized Adoptions	0	0	1	0	0	1	0	0	2			

## Foster Care Goals FY 2014-2015

<b>FY 2014-2015</b>	<b>JULY</b>	<b>AUG</b>	<b>SEP</b>	<b>OCT</b>	<b>NOV</b>	<b>DEC</b>	<b>JAN</b>	<b>FEB</b>	<b>MAR</b>	<b>APR</b>	<b>MAY</b>	<b>JUNE</b>
Have monthly face-to-face visits with 90% of children in VCDSS custody.	100%	98%	98%	94%	97%	97%	100%	100%	98%			
Have monthly face-to-face visits with 100% of caretakers.	100%	100%	100%	100%	100%	100%	100%	100%	100%			
Have monthly face-to-face visits with 90% of biological parents who are identified and have a permanent plan of reunification in place.	93%	96%	74%	95%	89%	87.5%	89%	80%	87.5%			
At least 25% of children in the LINKS program will participate in State and Regional LINKS events.	6.25%	6.25%	6.25%	6.25%	6.25%	6.25%	6.25%	6.25%	6.25%			
Ensure that at least 90% of children placed in the county are maintained in their school community.	90%	98%	98%	98%	98%	98%	98%	98%	98%			
Ensure that at least 75% of all children in custody do not have a placement change/placement disruption.	75%	98%	95%	94%	97%	96%	97%	97%	97%			
Ensure that staff members make diligent efforts to identify, locate, and engage 90% of absent parents.	90%	73%	82%	86%	77%	83%	79%	82%	85%			



## Foster Care Quarterly Reports FY 2014-2015

### October Quarterly Report (July, 2014 - Sep, 2014)

Ongoing Project: Data Training with all 5 County DSS & Community Partners facilitated by the Jordan Institute. Goal is to lower length of stay in out-of-home placements.

Presentation for Crime Stoppers Church Committee at South Henderson Pentecostal Church regarding Child Abuse Reporting and the Foster Care process.

Received Reunification Funds in the amount of \$16,263.00. Currently accessing funds for gas cards to assist parents with transportation. Plan to use funds for cost of Parenting and Anger Management classes for parents.

Participated in Night Out Against Crime raising community awareness of services offered by Children's Services.

Conducting on going interviews for 2 vacant SW III positions in Foster Care & Adoption Unit.

### January Quarterly Report (Oct, 2014 - Dec, 2014)

\*Adoption Ceremony and Balloon Release recognizing recent Vance County adoptive families and children in foster care currently free for adoption.

\*Adoption Awareness Panel & Fair organized and attended in partnership with Granville County DSS.

\*All 74 children in DSS custody were sponsored for Christmas 2014.

\*Foster Care Christmas Cheer Celebration held in December 2014. Foster families, DSS Board, and DSS staff attended.

\*Two new social workers for the Foster Care/Adoption Unit were welcomed, continuing to work to fill one more vacant position.

### April Quarterly Report (Jan, 2015 - Mar, 2015)

\*All open Foster Care positions have been filled.

\*Parenting peer support group facilitated by Anne Williams began in February, paid for through Reunification Funds

\*Ongoing Project: Data Training with all 5 County DSS & Community Partners facilitated by the Jordan Institute. Goal is to lower length of stay in out-of-home placements.

### July Quarterly Report (Apr, 2015 - June, 2015)

# Child Protection Services Statistics FY 2014-2015

[illegible]

## CPS Goals FY 2014-2015

<b>FY 2014-2015</b>	<b>JULY</b>	<b>AUG</b>	<b>SEP</b>	<b>OCT</b>	<b>NOV</b>	<b>DEC</b>	<b>JAN</b>	<b>FEB</b>	<b>MAR</b>	<b>APR</b>	<b>MAY</b>	<b>JUNE</b>
CPS staff will immediately initiate sexual and physical abuse reports 100% of the time.	91%	100%	100%	100%	93%	100%	100%	100%	100%			
CPS staff will immediately initiate neglect reports 100% of the time.	98%	95%	96%	98%	100%	100%	100%	94%				
CPS staff will initiate eligible neglect reports within 24 hours 100% of the time.	98%	100%	100%	100%	100%	100%	100%	100%				
CPS staff will initiate eligible dependency reports/family assessments within 72 hours 100% of the time.	n/a	n/a	n/a	n/a	n/a	100%	n/a	100%	n/a			
CPS staff will complete family assessments within 45 days of case initiation 75% of the time.	85%	83%	80%	69%	85%	60%	71%	84%	88%			
CPS staff will complete investigative assessments within 30 days of case initiation 75% of the time.	83%	79%	44%	39%	59%	0%	56%	22%	44%			

## CPS Quarterly Reports FY 2014-2015

### October Quarterly Report (July, 2014 - Sep, 2014)

Ongoing Project: Data Training with all 5 County DSS & Community Partners facilitated by the Jordan Institute. Goal is to lower length of stay in out-of-home placements.

Presentation for Crime Stoppers Church Committee at South Henderson Pentecostal Church regarding Child Abuse Reporting and the Foster Care process.

Participated in Night Out Against Crime raising community awareness of services offered by Children's Services.

Conducting on going interviews for vacant SWIAT positions in the CPS Unit.

### January Quarterly Report (Oct, 2014 - Dec, 2014)

\*Adoption Ceremony and Balloon Release recognizing recent Vance County adoptive families and children in foster care currently free for adoption.

\*Adoption Awareness Panel & Fair organized and attended in partnership with Granville County DSS.

Participated in the Domestic Violence Awareness activities

Participated in the Foster Care Christmas Dinner

Conducting on going interviews for vacant positions

### April Quarterly Report (Jan, 2015 - Mar, 2015)

All CPS Social Worker IAT positions filled.

Conducted interviews for CPS Supervisor

Met with local community agencies, Warren & Graville Counties preparing for Child Abuse Prevention month in April.

Ordered, prepared & mailed materials to schools, churches and other agencies to make them aware of activities for Child Abuse Prevention month.

Held two Community Child Protection Team meetings.

### July Quarterly Report (Apr, 2015 - June, 2015)

## Senior Center Services Statistics FY 2014-2015

[illegible]

## Senior Center Services Goals FY 2014-2015

<b>FY 2014-2015</b>	<b>JULY</b>	<b>AUG</b>	<b>SEP</b>	<b>OCT</b>	<b>NOV</b>	<b>DEC</b>	<b>JAN</b>	<b>FEB</b>	<b>MAR</b>	<b>APR</b>	<b>MAY</b>	<b>JUNE</b>
By 6/30/15, 90% of the congregate meals ordered will be served.	92%	94%	93%	88%	88%	94%	94%	49%	69%			
By 6/30/15, Meal on Wheels will serve and average of 74 clients per month.	60	56	59	56	54	58	59	61	66			
By 6/30/15, the In-Home Aides program will serve and average of 38 clients per month.	20	40	42	40	39	38	39	40	38			
Maintain Certification of Excellence.	On track	On track	On track	On Track	On Track	On track	On track	On track	On track			
By 6/30/15, ensure that all staff members (full and part-time meet training requirements.	n/a	16 hrs	Training day & Substance Abuse completed	Working with Style Training	Working with style	On track	8 hrs	on track	On track			
By 6/30/15, the Senior Center will average at least 5 SHIP counseling sessions per month.	n/a	n/a	4	10	20	6	6	5	6			

## Senior Center Services Quarterly Reports FY 2014-2015

October Quarterly Report (July, 2014 - Sep, 2014)

January Quarterly Report (Oct, 2014 - Dec, 2014)

April Quarterly Report (Jan, 2015 - Mar, 2015)

Martin Luther King Jr. Celebration - over 250 in attendance

Valentines Day Dance - over 120 in attendance

Seniors took a trip to Universoul Circus

Senior Games started March 26th

Tax Preparation Services

July Quarterly Report (Apr, 2015 - June, 2015)

DATE 3/31/15 100 REAL AND LISTED PERSONAL  
 TIME 16:03:21 REVENUE UNIT: ALL  
 USER CINDY

VANCE COUNTY  
 LEVY COLLECTED REPORT  
 AS OF RUN DATE

REVENUE UNIT/YEAR

PAGE 1  
 PROG# CL2237

YEAR	REVENUE UNIT CHARGE TYPE	(A) LEVY ORIG/DISC	DISC BILLS INCL IN (A)	(B) LEVY PAID/DSCNTS	DISCOUNTS INCL IN (B)	(C) NET ABATEMENTS	B+C/A COLL %	LEVY OUTSTANDING
2000 00	VANCE COUNTY TAXES	122,344.23		100,174.16		21,524.95		645.12
	A ASSESSMENT	27,900.00		17,234.52		10,665.48		
	L LATE LISTING	86.71		6.59		80.12		
	* YEAR TOTAL	150,330.94		117,415.27		32,270.55	99.58	645.12
2001 00	VANCE COUNTY TAXES	199,122.20		130,462.63		67,251.26		1,408.31
	A ASSESSMENT	37,026.89		23,726.14		13,300.75		
	L LATE LISTING	165.27		136.13		29.14		
	* YEAR TOTAL	236,314.36		154,324.90		80,581.15	99.41	1,408.31
2002 00	VANCE COUNTY TAXES	240,406.36		203,439.02		36,576.44		390.90
	A ASSESSMENT	46,875.00		35,174.85		11,700.15		
	L LATE LISTING	2,745.38		1,370.39		1,374.99		
	* YEAR TOTAL	290,026.74		239,984.26		49,651.58	99.87	390.90
2003 00	VANCE COUNTY TAXES	289,381.07		260,141.40		24,426.17		4,813.50
	A ASSESSMENT	60,244.20		49,750.92		10,268.28		225.00
	L LATE LISTING	2,607.42		1,566.00		1,001.37		40.05
	* YEAR TOTAL	352,232.69		311,458.32		35,695.82	98.56	5,078.55
2004 00	VANCE COUNTY TAXES	379,828.78	901.28	354,533.17		21,768.95		3,526.66
	A ASSESSMENT	71,100.00		62,517.42		8,432.58		150.00
	L LATE LISTING	1,352.83		1,005.40		310.58		36.85
	* YEAR TOTAL	452,281.61	901.28	418,055.99		30,512.11	99.18	3,713.51
2005 00	VANCE COUNTY TAXES	617,234.18		586,721.98		10,980.21		19,531.99
	A ASSESSMENT	127,695.00		115,226.24		2,880.00		9,588.76
	L LATE LISTING	1,996.39		1,547.04		34.31		415.04
	* YEAR TOTAL	746,925.57		703,495.26		13,894.52	96.05	29,535.79
2006 00	VANCE COUNTY TAXES	4,705,597.14	11,816.19	4,675,001.18		11,093.13		19,502.83
	A ASSESSMENT	647,352.04		632,136.69		3,619.81		11,595.54
	L LATE LISTING	5,123.65		4,482.65		130.22		510.78
	* YEAR TOTAL	5,358,072.83	11,816.19	5,311,620.52		14,843.16	99.42	31,609.15
2007 00	VANCE COUNTY TAXES	16,516,588.68	21,869.50	16,480,914.67		14,839.07		20,834.94



DATE 3/31/15 100 REAL AND LISTED PERSONAL  
 TIME 16:03:21 REVENUE UNIT: ALL  
 USER CINDY

VANCE COUNTY  
 LEVY COLLECTED REPORT  
 AS OF RUN DATE

REVENUE UNIT/YEAR

PAGE 2  
 PROG# CL2237

YEAR	REVENUE UNIT CHARGE TYPE	(A) LEVY ORIG/DISC	DISC BILLS INCL IN (A)	(B) LEVY PAID/DSCNTS	DISCOUNTS INCL IN (B)	(C) NET ABATEMENTS	B+C/A COLL %	LEVY OUTSTANDING
	A ASSESSMENT	1,780,913.04		1,765,868.46		5,433.80		9,610.78
	L LATE LISTING	7,783.59		7,443.52		44.63		295.44
	* YEAR TOTAL	18,305,285.31	21,869.50	18,254,226.65		20,317.50	99.84	30,741.16
2008 00	VANCE COUNTY TAXES	18,501,368.11	36,640.61	18,452,468.96		21,583.48		27,315.67
	A ASSESSMENT	1,934,885.01		1,913,537.63		7,599.97		13,747.41
	L LATE LISTING	7,805.78		7,086.54		93.40		625.84
	* YEAR TOTAL	20,444,058.90	36,640.61	20,373,093.13		29,276.85	99.80	41,688.92
2009 00	VANCE COUNTY TAXES	18,208,394.81	3,665.66	18,150,369.84		26,615.10		31,409.87
	A ASSESSMENT	1,934,672.50		1,911,259.80		9,939.50		13,473.20
	L LATE LISTING	10,545.82		10,021.23		66.94		457.65
	* YEAR TOTAL	20,153,613.13	3,665.66	20,071,650.87		36,621.54	99.78	45,340.72
2010 00	VANCE COUNTY TAXES	18,236,686.34	7,148.78	18,116,865.43		49,521.80		70,299.11
	A ASSESSMENT	1,959,510.00		1,913,542.91		18,862.50		27,104.59
	L LATE LISTING	20,586.48		14,430.37		5,313.47		842.64
	* YEAR TOTAL	20,216,782.82	7,148.78	20,044,838.71		73,697.77	99.52	98,246.34
2011 00	VANCE COUNTY TAXES	18,773,059.43	238,861.19	18,354,632.33		298,800.51		119,626.59
	A ASSESSMENT	2,029,845.00	15,210.00	1,944,464.16		48,066.77		37,314.07
	L LATE LISTING	64,093.56	52,876.14	41,949.35		19,206.17		2,938.04
	* YEAR TOTAL	20,866,997.99	306,947.33	20,341,045.84		366,073.45	99.24	159,878.70
2012 00	VANCE COUNTY TAXES	19,549,018.95	316,736.47	19,029,260.62		259,254.97		260,503.36
	A ASSESSMENT	2,046,087.50	27,357.50	1,940,459.42		51,440.41		54,187.67
	L LATE LISTING	72,228.89	53,563.78	47,287.02		13,814.71		11,127.16
	* YEAR TOTAL	21,667,335.34	397,657.75	21,017,007.06		324,510.09	98.50	325,818.19
2013 00	VANCE COUNTY TAXES	19,746,572.93	164,222.53	19,112,682.70		252,462.78		381,427.45
	A ASSESSMENT	2,036,855.00	8,780.00	1,912,435.53		39,782.50		84,636.97
	L LATE LISTING	42,307.82	19,399.94	33,080.46		3,614.33		5,613.03
	* YEAR TOTAL	21,825,735.75	192,402.47	21,058,198.69		295,859.61	97.84	471,677.45
2014 00	VANCE COUNTY TAXES	19,826,172.17	170,007.09	18,326,853.88		148,867.10		1,350,451.19
	A ASSESSMENT	2,000,300.00	22,100.00	1,764,035.86		23,292.50		212,971.64
	L LATE LISTING	37,614.91	19,555.75	20,219.15		6,662.63		10,733.13

DATE 3/31/15 100 REAL AND LISTED PERSONAL  
 TIME 16:03:21 REVENUE UNIT: ALL  
 USER CINDY

VANCE COUNTY  
 LEVY COLLECTED REPORT  
 AS OF RUN DATE

REVENUE UNIT/YEAR

PAGE 3  
 PROG# CL2237

YEAR	REVENUE UNIT CHARGE TYPE	(A) LEVY ORIG/DISC	DISC BILLS INCL IN (A)	(B) LEVY PAID/DSCNTS	DISCOUNTS INCL IN (B)	(C) NET ABATEMENTS	B+C/A COLL %	LEVY OUTSTANDING
*	YEAR TOTAL	21,864,087.08	211,662.84	20,111,108.89		178,822.23	92.81	1,574,155.96
2015 00	VANCE COUNTY							
	TAXES	42,587.49	42,587.49	6,157.46		8,452.52		27,977.51
A	ASSESSMENT	3,447.50	3,447.50	1,187.81		105.00		2,154.69
L	LATE LISTING	6,222.59	6,222.59	356.06		2,729.05		3,137.48
*	YEAR TOTAL	52,257.58	52,257.58	7,701.33		11,286.57	36.34	33,269.68
**	REV UNT TOT	172,982,338.64	1,242,969.99	168,535,225.69		1,593,914.50	98.36	2,853,198.45

DATE 3/31/15 100 REAL AND LISTED PERSONAL  
 TIME 16:03:21 REVENUE UNIT: ALL  
 USER CINDY

VANCE COUNTY  
 LEVY COLLECTED REPORT  
 AS OF RUN DATE

REVENUE UNIT/YEAR

PAGE 10  
 PROG# CL2237

YEAR	REVENUE UNIT CHARGE TYPE	(A) LEVY ORIG/DISC	DISC BILLS INCL IN (A)	(B) LEVY PAID/DSCNTS	DISCOUNTS INCL IN (B)	(C) NET ABATEMENTS	B+C/A COLL %	LEVY OUTSTANDING
2002 12	FIRE DISTRICT TAXES	4,124.55		3,317.20		807.35		
*	YEAR TOTAL	4,124.55		3,317.20		807.35	100.00	
2003 12	FIRE DISTRICT TAXES	6,729.53		6,028.10		570.57		130.86
*	YEAR TOTAL	6,729.53		6,028.10		570.57	98.06	130.86
2004 12	FIRE DISTRICT TAXES	8,740.21	28.59	8,169.25		484.63		86.33
*	YEAR TOTAL	8,740.21	28.59	8,169.25		484.63	99.02	86.33
2005 12	FIRE DISTRICT TAXES	13,511.98		12,896.21		164.03		451.74
L	LATE LISTING			.20		.20-		
*	YEAR TOTAL	13,511.98		12,896.41		163.83	96.66	451.74
2006 12	FIRE DISTRICT TAXES	89,836.07	404.13	89,225.48		163.35		447.24
*	YEAR TOTAL	89,836.07	404.13	89,225.48		163.35	99.51	447.24
2007 12	FIRE DISTRICT TAXES	342,310.78	723.66	341,624.78		216.59		469.41
*	YEAR TOTAL	342,310.78	723.66	341,624.78		216.59	99.87	469.41
2008 12	FIRE DISTRICT TAXES	397,167.68	1,220.07	396,165.01		386.52		616.15
L	LATE LISTING			.17		.21-		.04
*	YEAR TOTAL	397,167.68	1,220.07	396,165.18		386.31	99.85	616.19
2009 12	FIRE DISTRICT TAXES	403,358.41	120.39	402,128.34		440.50		789.57
L	LATE LISTING			1.26		1.58-		.32
*	YEAR TOTAL	403,358.41	120.39	402,129.60		438.92	99.81	789.89
2010 12	FIRE DISTRICT TAXES	402,067.02	235.37	399,756.99		758.02		1,552.01
L	LATE LISTING			1.98		2.30-		.32
*	YEAR TOTAL	402,067.02	235.37	399,758.97		755.72	99.62	1,552.33
2011 12	FIRE DISTRICT TAXES	413,720.18	4,886.84	405,165.52		6,048.30		2,506.36

DATE 3/31/15 100 REAL AND LISTED PERSONAL  
 TIME 16:03:21 REVENUE UNIT: ALL  
 USER CINDY

VANCE COUNTY  
 LEVY COLLECTED REPORT  
 AS OF RUN DATE

REVENUE UNIT/YEAR

PAGE 11  
 PROG# CL2237

YEAR	REVENUE UNIT CHARGE TYPE	(A) LEVY ORIG/DISC	DISC BILLS INCL IN (A)	(B) LEVY PAID/DSCNTS	DISCOUNTS INCL IN (B)	(C) NET B+C/A ABATEMENTS COLL %	LEVY OUTSTANDING
	L LATE LISTING	1,123.56	859.87	692.00		396.03	35.53
	* YEAR TOTAL	414,843.74	5,746.71	405,857.52		6,444.33 99.39	2,541.89
2012	12 FIRE DISTRICT TAXES	666,994.21	7,263.01	630,241.33		31,177.16	5,575.72
	L LATE LISTING	1,961.06	1,180.07	1,508.31		386.36	66.39
	* YEAR TOTAL	668,955.27	8,443.08	631,749.64		31,563.52 99.16	5,642.11
2013	12 FIRE DISTRICT TAXES	655,652.74	4,627.36	637,926.21		5,430.34	12,296.19
	L LATE LISTING	1,340.28	323.26	1,118.69		131.45	90.14
	* YEAR TOTAL	656,993.02	4,950.62	639,044.90		5,561.79 98.12	12,386.33
2014	12 FIRE DISTRICT TAXES	649,950.65	5,833.35	599,374.03		3,731.92	46,844.70
	L LATE LISTING	1,199.80	420.65	828.42		191.55	179.83
	* YEAR TOTAL	651,150.45	6,254.00	600,202.45		3,923.47 92.78	47,024.53
2015	12 FIRE DISTRICT TAXES	843.11	843.11	308.13		16.08	518.90
	L LATE LISTING	62.67	62.67	17.24		1.69	43.74
	* YEAR TOTAL	905.78	905.78	325.37		17.77 37.89	562.64
	** REV UNT TOT	4,060,694.49	29,032.40	3,936,494.85		51,498.15 98.21	72,701.49
	*** GROUP TOTAL	217,911,791.26	1,684,817.21	212,377,377.08		1,867,919.28 98.32	3,666,494.90

DATE 3/31/15 150 PUBLIC UTILITIES  
 TIME 16:03:21 REVENUE UNIT: ALL  
 USER CINDY

VANCE COUNTY  
 LEVY COLLECTED REPORT  
 AS OF RUN DATE

REVENUE UNIT/YEAR

PAGE 12  
 PROG# CL2237

YEAR	REVENUE UNIT CHARGE TYPE	(A) LEVY ORIG/DISC	DISC BILLS INCL IN (A)	(B) LEVY PAID/DSCNTS	DISCOUNTS INCL IN (B)	(C) NET ABATEMENTS	B+C/A COLL %	LEVY OUTSTANDING
2003 00	VANCE COUNTY TAXES	77.41		74.57		2.84		
*	YEAR TOTAL	77.41		74.57		2.84	100.00	
2006 00	VANCE COUNTY TAXES	354,990.15		354,990.15				
*	YEAR TOTAL	354,990.15		354,990.15			100.00	
2007 00	VANCE COUNTY TAXES	559,394.08		559,394.08				
L	LATE LISTING	12.67		12.67				
*	YEAR TOTAL	559,406.75		559,406.75			100.00	
2008 00	VANCE COUNTY TAXES	641,262.39		641,262.39				
*	YEAR TOTAL	641,262.39		641,262.39			100.00	
2009 00	VANCE COUNTY TAXES	622,975.47		622,975.47				
L	LATE LISTING	24.24		24.24				
*	YEAR TOTAL	622,999.71		622,999.71			100.00	
2010 00	VANCE COUNTY TAXES	605,674.17		605,674.17				
*	YEAR TOTAL	605,674.17		605,674.17			100.00	
2011 00	VANCE COUNTY TAXES	609,356.48		609,356.48				
*	YEAR TOTAL	609,356.48		609,356.48			100.00	
2012 00	VANCE COUNTY TAXES	607,921.29		607,921.29				
*	YEAR TOTAL	607,921.29		607,921.29			100.00	
2013 00	VANCE COUNTY TAXES	608,310.46		608,310.46				
*	YEAR TOTAL	608,310.46		608,310.46			100.00	
2014 00	VANCE COUNTY TAXES	609,191.68		608,276.86				914.82
*	YEAR TOTAL	609,191.68		608,276.86		99.85		914.82

DATE 3/31/15 150 PUBLIC UTILITIES  
TIME 16:03:21 REVENUE UNIT: ALL  
USER CINDY

VANCE COUNTY  
LEVY COLLECTED REPORT  
AS OF RUN DATE

REVENUE UNIT/YEAR

PAGE 13  
PROG# CL2237

YEAR	REVENUE UNIT CHARGE TYPE	(A) LEVY ORIG/DISC	DISC BILLS INCL IN (A)	(B) LEVY PAID/DSCNTS	DISCOUNTS INCL IN (B)	(C) NET ABATEMENTS	B+C/A COLL %	LEVY OUTSTANDING
-----								
**	REV UNT TOT	5,219,190.49		5,218,272.83		2.84	99.99	914.82

DATE 3/31/15 150 PUBLIC UTILITIES  
 TIME 16:03:21 REVENUE UNIT: ALL  
 USER CINDY

VANCE COUNTY  
 LEVY COLLECTED REPORT  
 AS OF RUN DATE

REVENUE UNIT/YEAR

PAGE 17  
 PROG# CL2237

YEAR	REVENUE UNIT CHARGE TYPE	(A) LEVY ORIG/DISC	DISC BILLS INCL IN (A)	(B) LEVY PAID/DSCNTS	DISCOUNTS INCL IN (B)	(C) NET ABATEMENTS	B+C/A COLL %	LEVY OUTSTANDING
2006 12	FIRE DISTRICT TAXES	7,269.34		7,269.34				
*	YEAR TOTAL	7,269.34		7,269.34			100.00	
2007 12	FIRE DISTRICT TAXES	9,800.62		9,800.62				
*	YEAR TOTAL	9,800.62		9,800.62			100.00	
2008 12	FIRE DISTRICT TAXES	10,987.24		10,987.24				
*	YEAR TOTAL	10,987.24		10,987.24			100.00	
2009 12	FIRE DISTRICT TAXES	10,969.95		10,969.95				
*	YEAR TOTAL	10,969.95		10,969.95			100.00	
2010 12	FIRE DISTRICT TAXES	10,818.60		10,818.60				
*	YEAR TOTAL	10,818.60		10,818.60			100.00	
2011 12	FIRE DISTRICT TAXES	11,212.98		11,212.98				
*	YEAR TOTAL	11,212.98		11,212.98			100.00	
2012 12	FIRE DISTRICT TAXES	17,464.01		17,464.01				
*	YEAR TOTAL	17,464.01		17,464.01			100.00	
2013 12	FIRE DISTRICT TAXES	17,835.77		17,835.77				
*	YEAR TOTAL	17,835.77		17,835.77			100.00	
2014 12	FIRE DISTRICT TAXES	18,076.29		18,076.29				
*	YEAR TOTAL	18,076.29		18,076.29			100.00	
**	REV UNIT TOT	114,434.80		114,434.80			100.00	
***	GROUP TOTAL	7,077,166.97		7,075,538.11		2.10-	99.98	1,630.96

DATE 3/31/15 200 REGISTERED VEHICLE  
 TIME 16:03:21 REVENUE UNIT: ALL  
 USER CINDY

VANCE COUNTY  
 LEVY COLLECTED REPORT  
 AS OF RUN DATE

REVENUE UNIT/YEAR

PAGE 18  
 PROG# CL2237

YEAR	REVENUE UNIT CHARGE TYPE	(A) LEVY ORIG/DISC	DISC BILLS INCL IN (A)	(B) LEVY PAID/DSCNTS	DISCOUNTS INCL IN (B)	(C) NET ABATEMENTS	B+C/A COLL %	LEVY OUTSTANDING
2000 00	VANCE COUNTY TAXES	51,147.03		15,739.14		35,307.78		100.11
*	YEAR TOTAL	51,147.03		15,739.14		35,307.78	99.81	100.11
2001 00	VANCE COUNTY TAXES	61,032.85		19,463.85		41,562.69		6.31
*	YEAR TOTAL	61,032.85		19,463.85		41,562.69	99.99	6.31
2002 00	VANCE COUNTY TAXES	64,790.81		28,623.03		36,167.78		
*	YEAR TOTAL	64,790.81		28,623.03		36,167.78	100.00	
2003 00	VANCE COUNTY TAXES	65,201.36		33,554.98		31,646.38		
*	YEAR TOTAL	65,201.36		33,554.98		31,646.38	100.00	
2004 00	VANCE COUNTY TAXES	79,393.27		49,371.22		30,022.05		
*	YEAR TOTAL	79,393.27		49,371.22		30,022.05	100.00	
2005 00	VANCE COUNTY TAXES	232,362.23		202,566.24		40.07		29,755.92
*	YEAR TOTAL	232,362.23		202,566.24		40.07	87.20	29,755.92
2006 00	VANCE COUNTY TAXES	1,709,684.20		1,679,692.30		264.42		29,727.48
L	LATE LISTING	.30-		.30-				
*	YEAR TOTAL	1,709,683.90		1,679,692.00		264.42	98.27	29,727.48
2007 00	VANCE COUNTY TAXES	2,672,490.30		2,642,311.06		1,550.06		28,629.18
*	YEAR TOTAL	2,672,490.30		2,642,311.06		1,550.06	98.93	28,629.18
2008 00	VANCE COUNTY TAXES	2,377,859.90		2,352,921.09		623.51		24,315.30
L	LATE LISTING	.03-		.03-				
*	YEAR TOTAL	2,377,859.87		2,352,921.06		623.51	98.98	24,315.30
2009 00	VANCE COUNTY TAXES	2,026,433.15		1,997,452.76		1,922.37		27,058.02
L	LATE LISTING	.02-		.02-				
*	YEAR TOTAL	2,026,433.13		1,997,452.74		1,922.37	98.67	27,058.02



DATE 3/31/15 200 REGISTERED VEHICLE  
 TIME 16:03:21 REVENUE UNIT: ALL  
 USER CINDY

VANCE COUNTY  
 LEVY COLLECTED REPORT  
 AS OF RUN DATE

REVENUE UNIT/YEAR

PAGE 19  
 PROG# CL2237

YEAR	REVENUE UNIT CHARGE TYPE	(A) LEVY ORIG/DISC	DISC BILLS INCL IN (A)	(B) LEVY PAID/DSCNTS	DISCOUNTS INCL IN (B)	(C) NET B+C/A ABATEMENTS COLL %	LEVY OUTSTANDING
2010 00	VANCE COUNTY TAXES	1,794,422.05	3,658.97	1,741,163.96		27,132.76	26,125.33
*	YEAR TOTAL	1,794,422.05	3,658.97	1,741,163.96		27,132.76 98.55	26,125.33
2011 00	VANCE COUNTY TAXES	2,231,343.97	11,437.28	2,149,152.14		49,333.46	32,858.37
*	YEAR TOTAL	2,231,343.97	11,437.28	2,149,152.14		49,333.46 98.53	32,858.37
2012 00	VANCE COUNTY TAXES	2,154,248.50	5,477.76	2,058,248.08		55,197.74	40,802.68
*	YEAR TOTAL	2,154,248.50	5,477.76	2,058,248.08		55,197.74 98.11	40,802.68
2013 00	VANCE COUNTY TAXES	1,319,211.80	5,342.72	1,246,332.17		29,605.65	43,273.98
*	YEAR TOTAL	1,319,211.80	5,342.72	1,246,332.17		29,605.65 96.72	43,273.98
2014 00	VANCE COUNTY TAXES	3,462.94	749.71	2,691.24		83.85	687.85
*	YEAR TOTAL	3,462.94	749.71	2,691.24		83.85 80.14	687.85
**	REV UNT TOT	16,843,084.01	26,666.44	16,219,282.91		340,460.57 98.32	283,340.53

DATE 3/31/15 200 REGISTERED VEHICLE  
 TIME 16:03:21 REVENUE UNIT: ALL  
 USER CINDY

VANCE COUNTY  
 LEVY COLLECTED REPORT  
 AS OF RUN DATE

REVENUE UNIT/YEAR

PAGE 26  
 PROG# CL2237

YEAR	REVENUE UNIT CHARGE TYPE	(A) LEVY ORIG/DISC	DISC BILLS INCL IN (A)	(B) LEVY PAID/DSCNTS	DISCOUNTS INCL IN (B)	(C) NET ABATEMENTS	B+C/A COLL %	LEVY OUTSTANDING
2002 12	FIRE DISTRICT TAXES	727.43		385.85		341.58		
*	YEAR TOTAL	727.43		385.85		341.58	100.00	
2003 12	FIRE DISTRICT TAXES	1,378.08		786.42		591.66		
*	YEAR TOTAL	1,378.08		786.42		591.66	100.00	
2004 12	FIRE DISTRICT TAXES	1,770.44		1,170.00		600.44		
*	YEAR TOTAL	1,770.44		1,170.00		600.44	100.00	
2005 12	FIRE DISTRICT TAXES	5,276.33		4,690.15		1.32		584.86
*	YEAR TOTAL	5,276.33		4,690.15		1.32	88.92	584.86
2006 12	FIRE DISTRICT TAXES	40,840.25		40,302.41		7.62		530.22
*	YEAR TOTAL	40,840.25		40,302.41		7.62	98.71	530.22
2007 12	FIRE DISTRICT TAXES	63,154.07		62,542.47		46.40		565.20
*	YEAR TOTAL	63,154.07		62,542.47		46.40	99.11	565.20
2008 12	FIRE DISTRICT TAXES	56,307.26		55,831.24		16.43		459.59
*	YEAR TOTAL	56,307.26		55,831.24		16.43	99.19	459.59
2009 12	FIRE DISTRICT TAXES	48,832.57		48,131.94		41.41		659.22
*	YEAR TOTAL	48,832.57		48,131.94		41.41	98.66	659.22
2010 12	FIRE DISTRICT TAXES	42,756.54	102.48	41,876.97		262.08		617.49
*	YEAR TOTAL	42,756.54	102.48	41,876.97		262.08	98.56	617.49
2011 12	FIRE DISTRICT TAXES	53,858.96	284.46	52,155.73		969.29		733.94
*	YEAR TOTAL	53,858.96	284.46	52,155.73		969.29	98.64	733.94
2012 12	FIRE DISTRICT							

DATE 3/31/15 200 REGISTERED VEHICLE  
 TIME 16:03:21 REVENUE UNIT: ALL  
 USER CINDY

VANCE COUNTY  
 LEVY COLLECTED REPORT  
 AS OF RUN DATE

REVENUE UNIT/YEAR

PAGE 27  
 PROG# CL2237

YEAR	REVENUE UNIT	(A) LEVY	DISC BILLS	(B) LEVY	DISCOUNTS	(C) NET	B+C/A	LEVY
	CHARGE TYPE	ORIG/DISC	INCL IN (A)	PAID/DSCNTS	INCL IN (B)	ABATEMENTS	COLL %	OUTSTANDING
	TAXES	67,638.35	174.39	65,142.11		1,249.46		1,246.78
*	YEAR TOTAL	67,638.35	174.39	65,142.11		1,249.46	98.16	1,246.78
2013 12	FIRE DISTRICT TAXES	48,243.68	202.41	45,852.09		930.17		1,461.42
*	YEAR TOTAL	48,243.68	202.41	45,852.09		930.17	96.98	1,461.42
2014 12	FIRE DISTRICT TAXES	105.87	37.05	83.30		4.29		18.28
*	YEAR TOTAL	105.87	37.05	83.30		4.29	82.74	18.28
**	REV UNT TOT	430,889.83	800.79	418,950.68		5,062.15	98.41	6,877.00
***	GROUP TOTAL	21,535,676.38	32,678.83	20,670,477.68		472,923.67	98.18	392,275.03

DATE 3/31/15  
TIME 16:03:21  
USER CINDY

200 REGISTERED VEHICLE  
REVENUE UNIT: ALL

VANCE COUNTY  
LEVY COLLECTED REPORT  
AS OF RUN DATE

REVENUE UNIT/YEAR

PAGE 28  
PROG# CL2237

YEAR	REVENUE UNIT	(A) LEVY	DISC BILLS	(B) LEVY	DISCOUNTS	(C) NET	B+C/A	LEVY
	CHARGE TYPE	ORIG/DISC	INCL IN (A)	PAID/DSCNTS	INCL IN (B)	ABATEMENTS	COLL %	OUTSTANDING
-----								
****	GRAND TOTAL	246,524,634.61	1,717,496.04	240,123,392.87		2,340,840.85	98.36	4,060,400.89

DATE 4/13/15  
TIME 9:46:19  
USER CINDY

VANCE COUNTY  
TAX COLLECTIONS REPORT ALL RGDS BY UNIT/YEAR  
DEPOSIT DATE RANGE 3/01/2015 THRU 3/31/2015  
YEAR RANGE 2000 THRU 2015

PAGE 1  
PROG# CL2223A

REVENUE UNIT: 00 VANCE COUNTY

YEAR	BEGINNING LEVY	ADDITIONS TO LEVY MTD	ADDITIONS YTD	DISCOUNTS AND RELEASES TO LEVY MTD	DISCOUNTS AND RELEASES YTD	ADJUSTED LEVY	COLLECTED MTD	COLLECTED YTD	ENDING BALANCE
2015		38,087.53	48,810.08	10,691.08	11,181.57	37,628.51	646.78	6,513.52	31,114.99
2014	19,674,224.24	1,142.24	1,360,263.74	1,245.35	713,659.86	20,320,828.12	317,395.68	18,958,041.13	1,362,786.99
2013	1,004,031.04	679.13	407,084.73	652.52	468,327.13	942,788.64	37,090.68	512,474.18	430,314.46
2012	542,486.96	595.49	798,862.85	460.66	858,131.45	483,218.36	19,969.27	170,785.16	312,433.20
2011	268,633.66	58.02	2,329.61	642.80	18,700.97	252,262.30	5,196.92	96,839.30	155,423.00
2010	151,574.53		4,345.28	155.82	16,639.51	139,280.30	3,808.61	42,013.22	97,267.08
2009	84,639.14		4,792.29	54.14	16,248.98	73,182.45	284.08	14,362.48	58,819.97
2008	83,672.92	13.17	359.41	75.86	8,214.18	75,818.15	62.38	23,561.34	52,256.81
2007	62,805.75		100.46	78.56	6,070.64	56,835.57	269.87	7,076.01	49,759.56
2006	60,901.26			79.17	4,974.83	55,926.43	221.89	6,185.34	49,741.09
2005	59,071.27		67.35		4,552.88	54,585.74	125.81	4,882.79	49,702.95
2004	53,632.16				46,438.39	7,193.77		3,630.26	3,563.51
2003	8,525.76				832.41	7,693.35		2,839.80	4,853.55
2002	390.90					390.90			390.90
2001	2,114.32				24.70	2,089.62	15.10	675.00	1,414.62
2000	1,391.70				24.70	1,367.00		621.77	745.23
TOTAL	22,058,095.61	40,575.58	2,627,015.80	14,135.96	2,174,022.20	22,511,089.21	385,087.07	19,850,501.30	2,660,587.91
CURRENT INTEREST & COLLECTORS FEES							22,375.55	71,630.85	
PRIOR INTEREST & COLLECTORS FEES							17,379.98	225,889.26	
TOTAL INTEREST & COLLECTORS FEES							39,755.53	297,520.11	
TOTAL PRIOR YEARS TAXES							67,044.61	885,946.65	
TOTAL TAXES & INTEREST & COLLECTORS FEES							424,842.60	20,148,021.41	
DISCOVERIES TAXES & INTEREST							677.71	7,013.12	
NET							424,195.82	20,141,507.89	

DATE 4/13/15  
TIME 9:46:19  
USER CINDY

VANCE COUNTY  
TAX COLLECTIONS REPORT ALL RGDS BY UNIT/YEAR  
DEPOSIT DATE RANGE 3/01/2015 THRU 3/31/2015  
YEAR RANGE 2000 THRU 2015

PAGE 2  
PROG# CL2223A

REVENUE UNIT: 00 VANCE COUNTY

YEAR	BEGINNING LEVY	ADDITIONS TO LEVY MTD	ADDITIONS YTD	DISCOUNTS AND RELEASES TO LEVY MTD	DISCOUNTS AND RELEASES YTD	ADJUSTED LEVY	COLLECTED MTD	COLLECTED YTD	ENDING BALANCE
-----									
CURRENT YEAR PERCENTAGE		93.29				DMV INTEREST			
-----									

DATE 3/31/15  
TIME 16:07:05  
USER CINDY

VANCE COUNTY  
TAX COLLECTIONS REPORT ALL RGCDS BY UNIT/YEAR  
DEPOSIT DATE RANGE 3/01/2015 THRU 3/31/2015  
YEAR RANGE 2000 THRU 2014

PAGE 5  
PROG# CL2223A

REVENUE UNIT: 12 FIRE DISTRICT

YEAR	BEGINNING LEVY	ADDITIONS TO LEVY MTD	ADDITIONS YTD	DISCOUNTS AND RELEASES TO LEVY MTD	DISCOUNTS AND RELEASES YTD	ADJUSTED LEVY	COLLECTED MTD	COLLECTED YTD	ENDING BALANCE
2014	644,896.45	53.28	31,137.03	57.69	10,628.63	665,404.85	11,118.91	618,362.04	47,042.81
2013	34,565.48	34.74	546.47	27.83	937.74	34,174.21	1,177.16	20,326.46	13,847.75
2012	14,959.91	30.46	20,380.48	20.46	20,653.30	14,687.09	714.17	7,798.20	6,888.89
2011	6,326.29	1.93	66.34	20.89	418.28	5,974.35	118.05	2,698.52	3,275.83
2010	3,509.14		51.22	4.69	260.80	3,299.56	80.36	1,129.74	2,169.82
2009	2,093.86		46.89	1.63	237.21	1,903.54	5.66	454.43	1,449.11
2008	1,421.18	.43	11.71	2.28	168.22	1,264.67	2.04	188.89	1,075.78
2007	1,323.00		3.28	2.32	117.63	1,208.65	7.34	174.04	1,034.61
2006	1,233.94			2.58	96.51	1,137.43	6.18	159.97	977.46
2005	1,226.10		2.20		81.44	1,146.86	1.68	110.26	1,036.60
2004	1,206.82				1,002.17	204.65		118.32	86.33
2003	246.64				22.51	224.13		93.27	130.86
2002									
2001									
TOTAL	713,008.81	120.84	52,245.62	140.37	34,624.44	730,629.99	13,231.55	651,614.14	79,015.85
CURRENT INTEREST & COLLECTORS FEES							495.86	1,895.16	
PRIOR INTEREST & COLLECTORS FEES							472.50	5,033.36	
TOTAL INTEREST & COLLECTORS FEES							968.36	6,928.52	
TOTAL PRIOR YEARS TAXES							2,112.64	33,252.10	
TOTAL TAXES & INTEREST & COLLECTORS FEES							14,199.91	658,542.66	
DISCOVERIES TAXES & INTEREST									
NET							14,199.91	658,542.66	
CURRENT YEAR PERCENTAGE	92.93					DMV INTEREST			

DATE 4/13/15  
TIME 9:46:19  
USER CINDY

VANCE COUNTY  
TAX COLLECTIONS REPORT ALL RGDS BY UNIT/YEAR  
DEPOSIT DATE RANGE 3/01/2015 THRU 3/31/2015  
YEAR RANGE 2000 THRU 2015

PAGE 7  
PROG# CL2223A

REVENUE UNIT: 12 FIRE DISTRICT

YEAR	BEGINNING LEVY	ADDITIONS TO LEVY MTD	ADDITIONS YTD	DISCOUNTS AND RELEASES TO LEVY MTD	DISCOUNTS AND RELEASES YTD	ADJUSTED LEVY	COLLECTED MTD	COLLECTED YTD	ENDING BALANCE
2015		412.56	905.78		17.77	888.01	28.81	325.37	562.64
2014	644,896.45	53.28	31,137.03	57.69	10,628.63	665,404.85	11,118.91	618,362.04	47,042.81
2013	34,565.48	34.74	546.47	27.83	937.74	34,174.21	1,177.16	20,326.46	13,847.75
2012	14,959.91	30.46	20,380.48	20.46	20,653.30	14,687.09	714.17	7,798.20	6,888.89
2011	6,326.29	1.93	66.34	20.89	418.28	5,974.35	118.05	2,698.52	3,275.83
2010	3,509.14		51.22	4.69	260.80	3,299.56	80.36	1,129.74	2,169.82
2009	2,093.86		46.89	1.63	237.21	1,903.54	5.66	454.43	1,449.11
2008	1,421.18	.43	11.71	2.28	168.22	1,264.67	2.04	188.89	1,075.78
2007	1,323.00		3.28	2.32	117.63	1,208.65	7.34	174.04	1,034.61
2006	1,233.94			2.58	96.51	1,137.43	6.18	159.97	977.46
2005	1,226.10		2.20		81.44	1,146.86	1.68	110.26	1,036.60
2004	1,206.82				1,002.17	204.65		118.32	86.33
2003	246.64				22.51	224.13		93.27	130.86
2002									
2001									
TOTAL	713,008.81	533.40	53,151.40	140.37	34,642.21	731,518.00	13,260.36	651,939.51	79,578.49
CURRENT INTEREST & COLLECTORS FEES							495.86	1,895.16	
PRIOR INTEREST & COLLECTORS FEES							472.50	5,033.36	
TOTAL INTEREST & COLLECTORS FEES							968.36	6,928.52	
TOTAL PRIOR YEARS TAXES							2,112.64	33,252.10	
TOTAL TAXES & INTEREST & COLLECTORS FEES							14,228.72	658,868.03	
DISCOVERIES TAXES & INTEREST							30.38	349.27	
NET							14,199.91	658,542.66	
CURRENT YEAR PERCENTAGE	92.93					DW/ INTEREST			



DATE 4/13/15  
 TIME 9:46:21  
 USER CINDY

VANCE COUNTY  
 TAX COLLECTIONS REPORT ALL RGDS BY UNIT/YEAR  
 DEPOSIT DATE RANGE 3/01/2015 THRU 3/31/2015  
 YEAR RANGE 2000 THRU 2015

PAGE 3  
 PROG# CL2223B

ASSESSMENT CODE: SVF SOLID WASTE

YEAR	BEGINNING LEVY	ADDITIONS TO LEVY MTD	ADDITIONS YTD	RELEASES TO LEVY MTD	RELEASES YTD	ADJUSTED LEVY	COLLECTED MTD	COLLECTED YTD	ENDING BALANCE
2015		630.00	3,447.50		105.00	3,342.50	347.81	1,187.81	2,154.69
2014	1,978,200.00	525.00	39,740.00	8,505.00	40,932.50	1,977,007.50	57,853.22	1,764,035.86	212,971.64
2013	155,356.61	210.00	3,255.00	735.00	11,127.50	147,484.11	6,696.69	62,847.14	84,636.97
2012	89,214.89	105.00	1,155.00	420.00	7,140.00	83,229.89	2,099.98	29,042.22	54,187.67
2011	61,169.24	105.00	840.00	522.50	10,786.77	51,222.47	671.46	13,908.40	37,314.07
2010	36,407.19		512.50	307.50	3,792.50	33,127.19	843.56	6,022.60	27,104.59
2009	17,156.48		615.00	102.50	3,075.00	14,696.48	275.18	1,223.28	13,473.20
2008	19,892.24	102.50	410.00	205.00	2,107.47	18,194.77		4,447.36	13,747.41
2007	12,113.07		190.00	95.00	1,821.40	10,481.67	43.70	870.89	9,610.78
2006	13,659.28			90.00	1,170.00	12,489.28	167.55	893.74	11,595.54
2005	11,444.17		90.00		1,080.00	10,454.17	82.78	865.41	9,588.76
2004	7,538.75				7,157.58	381.17		231.17	150.00
2003	450.00				75.00	375.00		150.00	225.00
2002									
2001	75.00					75.00		75.00	
2000									
TOTAL	2,402,676.92	1,677.50	50,255.00	10,982.50	90,370.72	2,362,561.20	69,081.93	1,885,800.88	476,760.32
TOTAL PRIOR YEARS							10,880.90	120,577.21	
CURRENT YEAR PERCENTAGE	89.22								

	NCDVA-2	NORTH CAROLINA DIVISION OF VETERANS AFFAIRS																									
		ACTIVITIES REPORTING FORM																									
	County/District:	Vance #6													Month/Year	2015	APRIL										
		Correspondence Out			Request for Service (Telephone and In-Person)								Written Action Taken (claims & development)														
		Faxes/E-mail	Written	Other	Telephone Calls & In Person	In-Person						4138-development and follow-up	Compensation	DIC	Appeals - NOD; Form 9	Veteran's Pension	Widow's Pension	EVR - 21-8416	Education and Scholarships	Department of Defense	Medical	North Carolina Benefits	Presentations and briefings	Miscellaneous			
						OEF/OIF 2003-Present	Gulf War 1990-1991	Vietnam 1964 -1975	Korea 1950-1955	WWII 1941-1946	Other/Peace Time														Widow/Other		
Date	Name																										
27-Mar	Various		1		1						1		1														
31-Mar	"		3	3	6			2		1						1									1		
1-Apr	"		5	3	8			1			1		2												4		
2-Apr	"		3	2	5								1												2		
6-Apr	"		5	2	7			1	1				2		2						1				2		
7-Apr	"		2	3	5			1					2	1			1								1		
8-Apr	"		2	6	8					1			2	1							1				3		
9-Apr	"		1	2	3					2			1												1		
10-Apr	"		1	4	5		1	3		1			3				2										
13-Apr	"		5	1	6			1	1				1				1								1		
14-Apr	"		6	2	8								4								1				3		
15-Apr	"		5	1	6			2		1			1												2		
16-Apr	"		4	5	9			3			1		1								1				5		
17-Apr				1	1																		1				
20-Apr	"		5	8	13			5					7								1		1		4		
21-Apr	"		3	1	4																						
22-Apr	"		3	3	6								1								1				4		
23-Apr	"	1	6	2	8	1		1			1		4								1				2		
27-Apr	"		4	7	11		1	1			1		4				1								2		
28-Apr	"	1	2	2	4						1		2						1								
13-Apr	T. Davis, DSC, VSO				1																		1				
27-Apr	T.McMillan, DSC Manager				1																		1				
	TOTAL		66	58	126	1	2	21	2	6	6	0	0	39	2	2	1	5	0	1	0	7	0	4	37		

# *Miscellaneous*

## ***APPOINTMENTS***

***May 4, 2015***

### **Adult Care Advisory Committee - 3 year term**

Re-appoint June Royster-Tucker (appointed 11/2012)