FISCAL YEAR 2017-2018

PROPOSED BUDGET

VANCE COUNTY LOCAL GOVERNMENT

VANCE COUNTY

MANAGER'S RECOMMENDED BUDGET

FISCAL YEAR 2017-2018

As prepared by:

Vance County Administration/Finance
122 Young Street
Henderson, North Carolina 27536

Note: This budget message is as presented by the County Manager prior to adoption of the budget. Changes made by the Board of Commissioners upon final adoption are not reflected within this letter.

BUDGET MESSAGE – FY 2017-18

May 1, 2017

Vance County Board of Commissioners

Honorable Chairman and Members of the Vance County Board of Commissioners,

In accordance with the North Carolina Local Government Budget and Fiscal Control Act, I am pleased to submit to you for your consideration the proposed FY 2017-2018 Vance County Budget. North Carolina General Statute 159-13 requires that boards of county commissioners receive proposed budgets from the county budget officer no later than the first day of June, and to officially adopt budget ordinances no later than the first day of July of each fiscal year. A public hearing to receive citizens' comments on the proposed budget is recommended to be held at 6:00 p.m. on Monday, June 5, 2017.

Presented herein is the recommended Fiscal Year 2017-2018 Vance County Budget. The General Fund Budget, which includes all tax supported governmental activities, is proposed to be $49,402,496, which represents a 2.7% increase over the current year budget.

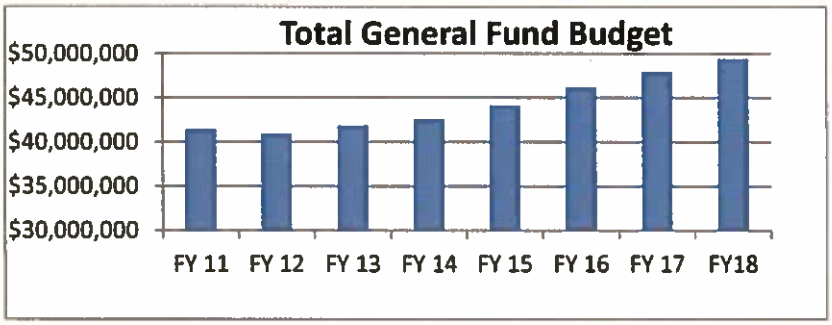

The budget provides sufficient funds to maintain the current level of services and also addresses many priorities discussed during the board of commissioners' annual planning retreat as noted below.

- The budget decreases operating costs and limits personnel costs while including a greater focus on capital expenditures with the county's increasing fund balance.
- The budget includes funding for a large portion of the salary and classification study to address salaries that have fallen well below the market, contributing to a higher than acceptable turnover rate.

Highlights:

- Budget does not include any increases in the property tax rate, fire tax rate or household solid waste fee.
- Budget maintains existing level of service for citizens.

- The budget continues to reduce the dependency of the county water system on the general fund through a multi-faceted approach of reduced expenditures, increased customers, and a usage rate increase.

Note: This budget message is as presented by the County Manager prior to adoption of the budget. Changes made by the Board of Commissioners upon final adoption are not reflected within this letter.

- The budget includes implementation of the FY2018 capital improvement plan which includes funding for economic development land, public building improvements and purchase of a new fire truck.
- The budget provides a second year of increased capital funding for Vance County Schools for recent improvements to school and teacher technology and funding for district wide security upgrades and provides increased funding for the Vance-Granville Community College.
- The Granville-Vance Health Department will receive increased funding in accordance with a multi-year funding plan developed in coordination with Granville County and the health department to mitigate potential funding shortages.
- The recommended budget maintains funding for demolition and maintenance of county owned and jointly owned properties with the City of Henderson and continues the boards' commitment to improving maintenance of public buildings.
- The budget creates 1 full-time position, 2 flex positions limited to two months to assist with departmental continuity, 1 upgrade, and eliminates 2 vacant full-time positions.
- The budget maintains the county's healthy financial condition with an undesignated fund balance that is projected to be approximately 35% of our expenditures by the end of FY 2017 and does so without the need for a tax increase. Implementation of the recommended budget should result in a slight reduction of the fund balance due to one-time capital expenditures.

General Fund Revenues

County revenues will increase slightly in FY 2017-18 providing the county an additional $605,404 in revenue. The slight increases are attributable to natural growth in property and sales tax revenue, higher net Alcohol Beverage Control revenue due to their building being paid off and increases as a result of transferring in sales tax dollars to the general fund to fund school capital projects. Overall, the other revenues are remaining constant with little to no growth.

Property tax revenue is the primary source of general fund revenues providing, 48% of the total revenues. The tax base will increase 2% to $2,627,081,684 and produce revenue of $22,311,602 (additional $314,000 from current year) utilizing the existing tax rate of 89 cents per $100 in valuation. This increase is attributable to natural growth in the tax base and includes a negative impact of $30,000 due to the tax collection rate decreasing from 96.51% to 96.39%. Additionally, the county continues to benefit from the tax and tag program that was implemented in 2013, which helped improve the collection rate for automobiles by preventing owners from getting their state tags until the tax is paid on their autos. The value of one cent on the tax rate is $250,692.

Prior to 2009, the Vance County property tax base experienced greater annual growth mainly due to housing construction and land development for subdivisions, and the County could count on additional ad-valorem taxes each year to fund the growing needs of departments and agencies. The continued lack of growth will make it difficult to expand county services in the future without increasing the tax rate to provide the necessary funding. The figures below depict annual tax base growth and tax rates for the past several years.

Fiscal Year	Tax Base	Tax Rate	Fiscal Year	Tax Base	Tax Rate
FY 2006	$2,112,117,967	92 ¢	FY 2013	$2,822,541,132	78.2 ¢
FY 2007	$2,119,520,844	92 ¢	FY 2014	$2,945,750,057	78.2 ¢
FY 2008	$2,151,069,934	92 ¢	FY 2015	$2,858,618,845	79.2 ¢
FY 2009	$2,410,337,481	79.8 ¢	FY 2016	$2,825,426,626	79.2 ¢
FY 2010	$2,417,634,746	78.2 ¢	FY 2017	$2,573,876,156	89 ¢
FY 2011	$2,407,203,983	78.2 ¢	FY 2018	$2,627,081,684	89 ¢
FY 2012	$2,723,269,261	78.2 ¢			

The second largest source of governmental fund revenue is sales tax. Sales tax collections are starting to rebound from the lows of the recession several years ago. Total county sales tax revenues for FY 2017-2018 are projected to increase by 7% or $557,820 more than budgeted in the current fiscal year. This increase is due to natural growth and an expansion of the items and services currently being taxed. The county continues to receive sales tax proceeds from the states article 44 redistribution which began in FY2017. We estimate the county will receive $245,670 in FY2018 from this distribution which must be designated for economic development, schools or the community college. The recommended budget designates $100,000 of the Article 44 sales tax redistribution funds for economic development, $76,270 for schools, and $69,400 for the community college.

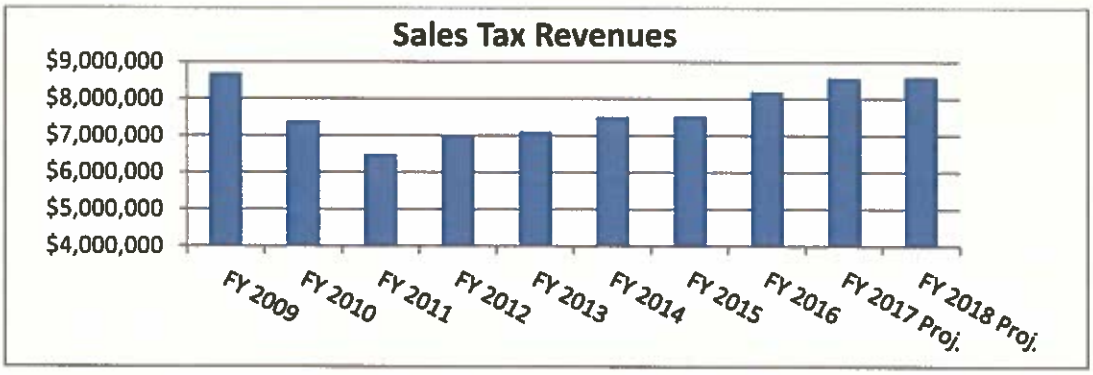

Other important sources of revenue that are generated locally include building inspection revenues, register of deed revenues, and locally collected taxes. While sales tax collections reflect retail sales, these other revenues reflect the strength of the local economy. Overall, the majority of these sources of revenue are remaining level in FY2018. The local economy has increased slowly over the last few years as building inspections revenue has increased, although it is evident that the increases in building inspections revenue the past two years can be directly attributable to one large project in FY2016 and a similar situation in FY2017. With this in mind and a lack of projects of this scale for FY2018, it is anticipated that budgeted permitting revenues will remain $300,000 in FY2018. The budget does include slight changes to the building inspections fee schedule and includes a proposed increase in the planning fees for rezonings, conditional use permits, and variances to cover required costs with these cases.

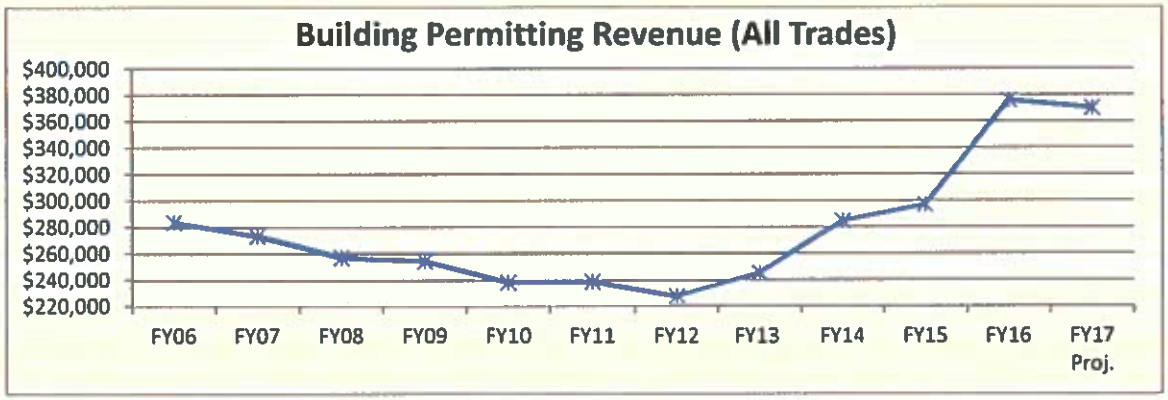

It is anticipated that ambulance revenues will decrease $30,000 in FY2018 although we do project an overall increase of $250,000 in the current fiscal year as a direct result of outsourcing our billing and collections. The main reason for the decrease is a result of having a lack of history with the billing company and over estimating additional revenues in the current year. We also recognize that reductions in Medicaid dollars and changes to state personal income tax laws the past few years has impacted debt setoff collections of delinquent bills. We anticipate an increase of $100,500 in Alcohol Beverage Control revenue to the county as a result of the local ABC board paying off their building in the current fiscal year resulting in higher net revenues to the county. Counties receive 85% of the net revenue from the ABC profits. We also anticipate a decrease in state department of social services (DSS) revenues totaling $317,000 primarily due to anticipated decreases in the county's day care subsidy while federal and local DSS revenues will remain at the current year's levels.

The FY 2017-2018 budget revenues include $1,095,800 from fund balance as a balancing factor, which is an increase from the current year amount of $909,665. This has been increased as a result of the fund balance growing which will allow the county to spend a portion of this budgeted amount on a one-time purchase of a fire truck. The growth in our overall fund balance allows us to once again set aside a separate fund balance appropriation of $200,000 to capital reserve to continue our commitment to address building maintenance needs and for pay as you go funding for the CIP implementation. The top priorities for these funds include paint and carpet replacement in the administrative building and courthouse, roof repairs at the courthouse, door access controls, locks and smoke detectors in the administrative building, emergency releases for doors at the county office building and software improvements for door locks at the jail. Because of deferred maintenance the needs far exceed this budgeted amount.

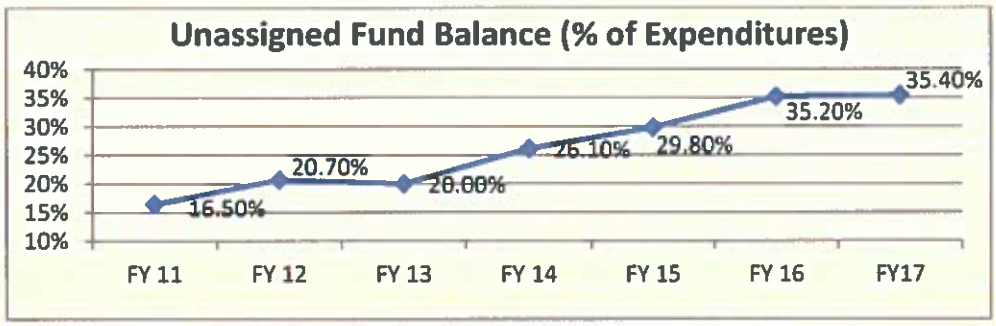

*Fund Balance available (35.4%) projected to be $17,400,000 at end of current fiscal year.

Note: This budget message is as presented by the County Manager prior to adoption of the budget. Changes made by the Board of Commissioners upon final adoption are not reflected within this letter.

General Fund Expenses

> ***"Overall, personnel, operating, and capital expenditures are reduced from the current year prior to adding three large items into the budget."***

Department heads will continue to keep expenditures to an absolute minimum in FY2017-18. Departmental budgets remain essentially unchanged from the current budget year, with several departments decreasing their budgets. Overall, personnel, operating, and capital expenditures are reduced from the current year prior to adding three large items into the budget. These include implementing a portion of the salary and classification study ($577,700 with net cost of $489,000), school security upgrades ($850,000), and purchase of a fire truck ($450,000). After adding these items, personnel costs are only increasing 2.1%, operating costs are decreasing 1.5%, and capital outlay is increasing $839,916 or 52.6%. The increases are directly attributable to these three items. It is important to point out that departmental needs continue to grow beyond our ability to fund and the list of unfunded items continues to grow. General fund FY 2017-18 departmental and agency requests totaled $3,414,519 more in expenses than expected revenues which would require a 13.5 cent tax increase to fully fund all budget requests.

	Percentage Increase/ (Decrease)	Amount Increase/ (Decrease)
Personnel Cost	2.1%	$417,297
Operational Cost	(1.5%)	($349,662)
Capital Outlay	52.6%	$839,916
Transfers to other funds	11.3%	$400,138
Contingency	0%	----
Overall Increase	**2.7%**	**1,307,689**

The budget as a whole continues to prioritize the county's three main service areas which encompass over 75% of the general fund budget. These include public safety, human services and education.

The most significant recurring expense increase within the budget includes implementing a portion of the salary and classification study. The recommended implementation would occur over two years with a projected FY2018 cost of $577,700 ($489,000 net cost) and an estimated year two cost of $250,000. The purpose of the implementation is to address salary compression where there is a small difference of pay between employees regardless of their skills or tenure, and to address salaries that are lagging compared to the market for similar positions. Additionally, this should assist with retention and turnover, which has surpassed our surrounding counties in the past few years. The option recommended for implementation is Option 2 from the study completed by the MAPS Group in early 2017 which brings all employees to the minimum rate for their respective positions and provides them an increase of ½% per year of service.

In regard to personnel, the budget includes 1 new full-time position, 2 flex positions limited to two months, 1 upgrade, and eliminates 2 vacant full-time positions. The new full-time position and upgrade are within the Department of Social Services and include a new Income Maintenance Caseworker II position ($10,750 county cost) and upgrading a Social Work Supervisor II to a Social

Work Supervisor III ($7,381 county cost). The county would be responsible for 25% of the new position cost and 50% of the upgraded position costs. The new IMCII position is needed to handled increased caseloads in the Adult Medicaid unit and to reduce the caseload for the existing supervisor allowing that position to focus more on training and quality within the unit. The Social Work Supervisor III upgrade is necessary to add capacity to the DSS management team to focus on streamlining services, managing service delivery model changes, and assisting with better audit outcomes. Even with the new position and upgrade, the county funding for social services will be reduced $218,227 due to decreased state revenues and the department's ability to control spending. The proposed budget for social services is $11,318,140, of which $3,337,179 is provided locally. As you are aware, the social services department's programs are important to our local economy with millions of dollars spent locally for health care and food purchases.

The budget provides $10,000 to create two flex positions which would be used in the event of upcoming retirements. This would be limited to two positions in any given budget year and allows departments flexibility to fill a position two months prior to losing a current employee. This concept has been useful in one of our neighboring counties and allows overlap and training which encourages continuity primarily for smaller departments. It is anticipated this will be necessary in the register of deeds office due to a potential retirement in the upcoming fiscal year. This cost will only be spent if it is used in a given year. Along with these position changes, the budget eliminates one vacant full-time deputy position in the Sheriff's Office and one vacant full-time detention officer position at the Jail. The Sheriff oversees both of these areas and as a result of high existing vacancies, it is determined that one vacant position within each area can be eliminated to provide savings for the county. The budget does not include a request for three full-time fire specialists in the Fire Department which would provide 24/7 coverage at the substation on Satterwhite Point Road. The budget also does not fund a request to convert the existing part-time kennel attendant to full-time at the animal shelter, or for a second full-time kennel attendant position.

The County is fortunate to receive no increase in our health insurance premiums for the coming year. This allows for a reduction of $50,000 in our retiree benefits based on prior year actuals, and is a significant factor in allowing implementation of the salary and classification study. In a typical year with a health insurance increase, departmental budgets are increased from the very beginning and it is difficult to prevent a higher overall budget without making significant cuts in other areas. The county will continue with MedCost Insurance which is administered by the NC League of Municipalities and will see no benefit changes for the upcoming year. We are very fortunate to maintain our benefit level as we have been forced to decrease health and prescription coverages over the past few years to save cost. We continue to monitor the frequency of our high cost claims as this has historically been the driver of our insurance increases and we recognize that a strong wellness component within our existing health plan is critical for reducing claims. While health insurance remains level, contributions to employees' retirement increases $33,150 as a result of changes at the state level to the contribution rates. For general employees the rate increases from 7.34% to 7.59% and for law enforcement changes from 8% to 8.25%.

Lack of revenue and other expenditure requirements prevented us from recommending any cost of living adjustment or merit increases for employees. We recognize that the salary study will provide increases for many employees, but will not touch all employees. Cost of living adjustments and/or merit increases will be necessary in future years after implementation of the salary and classification study to ensure employees are moving along the pay scale and to keep positions market competitive.

One focal point of the budget is to ensure our department heads, supervisors and leaders receive training and professional development. We recognize that there are many new leaders and department heads within the organization and have allocated $5,000 to begin an initiative to increase their capacity.

The budget prioritizes short and long term economic development efforts by maintaining funding for marketing and advertising ($14,250) as well as maintaining funding ($13,548) for membership in the Research Triangle Research Partnership (RTRP) or similar entity. While the exact entity is undecided, it is essential for the county to expand its marketing and business recruitment efforts to complement the existing industry program. For the long term, the budget recognizes the county does not own or control sufficient land to market to prospective companies and continues to set aside $100,000 from the state's sales tax redistribution funds for the financing land for economic development.

To begin planning efforts for a FY2018-2019 CIP priority, the budget includes $15,000 for an architectural feasibility and cost study that would identify and prioritize options for addressing space needs at the department of social services.

The budget continues the county's proactive approach to removing blighted properties and setting an example for property owners and developers for gaining confidence in the appearance of the county. The budget includes $50,000 for the demolition and maintenance of real estate owned property which is leveraged further when coupled with funding from the city. In total the county owns 55 properties with 8 structures, while the county and city jointly own 159 properties with 22 structures.

Another significant impact on expenditures is the general fund contribution to the water fund to cover debt service for construction of the system. The FY16-17 contribution was $501,000 while the proposed budget reduces this to $396,967. This is accomplished through a multi-faceted approach of adding customers, reducing expenses and raising the usage rate in the proposed budget. It is essential that the county consider robust incentives to encourage additional participation in the system and to eliminate the general fund contribution over the long term. Shorter term solutions entail even more difficult decisions to raise revenue or lower expenses. The water debt service cost has a significant negative impact on the county budget and it will be increasingly difficult for the County to meet other critical service needs or obtain financing for capital projects if alternative sources are not found to meet the deficit in the water system.

Capital Outlay and Capital Improvement Plan

Capital expenditures are up $839,916 or 52.6% for FY 2017-18. The increase is a direct result of purchasing a fire truck ($450,000) and providing additional funding to Vance County Schools for districtwide school security upgrades ($850,000). The budget provides additional capital funding to the Granville-Vance Health Department for accreditation ($40,000) and to the community college ($5,000). In addition to these increases, we intend to lease-purchase two sheriff patrol vehicles ($9,116), one ambulance and cardiac monitor ($24,168) and one EMS truck ($4,750). A reduction from five to two sheriff vehicles saves $77,500 in capital expenditures. Several vehicle purchases are unable to be included in the budget which includes one truck for Animal Control to replace a truck with 160,000 miles, one truck for Planning and Development, one truck for Maintenance and Security, and one quick response vehicle for EMS. Outside of the normal replacement of electronic

items, the major capital items include the purchase of 10 sets of turnout gear in the fire department ($22,500), five portable radios for the EMS department ($20,000), fire inspection software ($6,784) and a laptop, case and printer ($1,800) for the fire marshal, installation of a swipe station for attendance records at the senior center ($3,000), and purchase of five in-car radios ($10,137) and eight tasers ($11,576) within the sheriff's office.

The county staff updated the capital improvements plan during the current fiscal year with input from department heads, commissioners and the county's financial consultant Davenport & Company. The recommended budget includes proceeding with year one of FY2018-2022 plan which would be implemented primarily with pay-as-you-go funding included within the recommended budget. The exception to this would be financing the annual vehicle replacements. The total cost of year one general fund projects is $982,220 with $707,220 as pay-go and $275,000 being financed over 5 years for the vehicle replacements. The pay-go funds will be used for replacement of carpet and paint as well as replacement of the intercom system at the courthouse and administrative building, roof repairs at the courthouse to extend the life of the roof, purchase of a fire truck, accreditation expense for the health department and recurring capital outlay for the community college. In addition to the general fund projects, year one of the FY2018-2022 CIP also includes funding for the purchase of land for economic development from the economic development fund, improvements to the Kittrell and Gun Club Road solid waste convenience sites from the solid waste fund, and funding for school annual capital outlay, teacher devices, and districtwide security upgrades from the public schools reserve fund.

Educational Funding

The Vance County School System requested an increase of $521,882 in current expense which is made up of $121,523 to maintain current operations following anticipated reductions from the state and $400,359 as an expansion request to fully fund supplements for the teachers. Additionally, the school system requested $1,465,000 in capital funding which is made up of the annual $425,000 which is funded with restricted sales tax proceeds, $190,000 for year two of a four year lease-purchase of devices to upgrade technology for teachers and $850,000 for districtwide security upgrades. The recommended budget provides level funding for current expense, while providing full funding ($1,465,000) of the capital request. The new capital project for FY2018 is for security upgrades districtwide totaling $850,000. These upgrades involve installing new camera and video systems at all schools, installing multiple cameras on each bus, finishing the door access control for all doors at the remaining schools, and replacement of the school systems intercom and fire alarm code upgrades. The capital projects will be funded through school capital reserve funds as well as a portion from the additional sales tax revenue provided to rural counties.

Fiscal Year	Current Expense	Teacher Supplements	Total Current Expense	Capital Outlay	Debt Service
11-12	$7,202,440	$1,030,000	$8,232,440	$425,000	$2,308,794
12-13	$7,202,440	$1,030,000	$8,232,440	$425,000	$2,322,367
13-14	$7,202,440	$1,030,000	$8,232,440	$425,000	$2,162,173
14-15	$7,202,440	$1,030,000	$8,232,440	$425,000	$1,986,562
15-16	$7,202,440	$1,030,000	$8,232,440	$627,000	$1,790,631
16-17	$7,202,440	$1,030,000	$8,232,440	$965,000	$1,604,048
17-18	$7,202,440	$1,030,000	$8,232,440	$1,465,000	$1,572,469

Note: This budget message is as presented by the County Manager prior to adoption of the budget. Changes made by the Board of Commissioners upon final adoption are not reflected within this letter.

Granville-Vance Health Department Funding

Management and finance staff from Granville and Vance Counties met multiple times during the past year with the health department to establish a multi-year funding plan to address a potential funding shortage. The meetings highlighted their reducing unassigned fund balance which was $603,376 or 10% of their general fund expenditures at the end of June, 2016 and reinforced the need for increased funding from Granville and Vance Counties for the health department going forward. This reduction in fund balance over time has been a result of reduced revenues from the home health program and from reductions in Medicaid reimbursements. A targeted annual funding level of $950,000 was determined as necessary from both counties to be created over a 5-8 year period (each county currently provides $575,000) to address the funding shortages and to maintain mandated services. The chart below reflects this funding plan which would involve providing an additional $40,000 in recurring expense each year with spikes of $75,000 in years three and six, with $25,000 in year eight of the plan. It is recognized that the home health program is currently being evaluated by the Health department and board, and if the program were to be sold, the proceeds of the sale would be necessary to build back a fund balance and address one-time capital needs, while the multi-year funding plan is necessary for long term sustainability. The multi-year funding plan does include an optimal fund balance of 20%, which if reached sooner than eight years could signal a leveling off of funding.

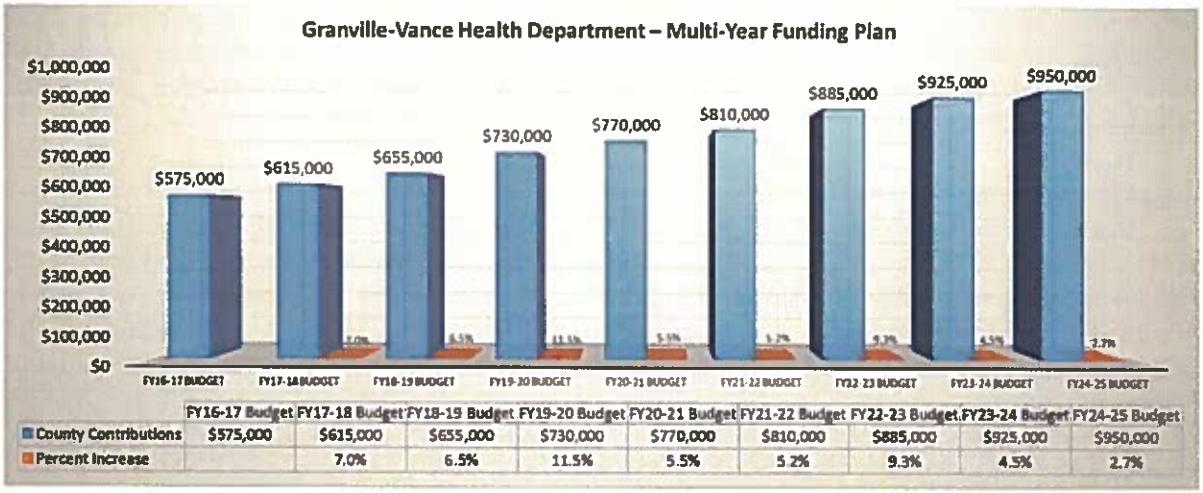

	FY16-17 Budget	FY17-18 Budget	FY18-19 Budget	FY19-20 Budget	FY20-21 Budget	FY21-22 Budget	FY22-23 Budget	FY23-24 Budget	FY24-25 Budget
County Contributions	$575,000	$615,000	$655,000	$730,000	$770,000	$810,000	$885,000	$925,000	$950,000
Percent Increase		7.0%	6.5%	11.5%	5.5%	5.2%	9.3%	4.5%	2.7%

The recommended budget **increases funding for the health department by $80,000 to $655,000.** This increase includes an additional $40,000 in recurring funds, provides an additional $40,000 in onetime capital funding for improvements related to accreditation, and converts the onetime allocation of $150,000 from the previous year to recurring. Additionally, a portion of the county's contingency funds are earmarked for plumbing repairs at the county owned building housing the health department. This recommended funding level is consistent with the multi-year funding plan developed by Granville and Vance counties along with the health department. Local funding for the health department is 50% Vance and 50% Granville County.

Other Noteworthy Items

- Funding for Vance-Granville Community College increases $20,400 to $1,080,660. The community college requested a total increase of $494,695 made up of $104,657 for the main campus current expense, $5,400 for the Maria Parham nursing center, and $384,638 for capital outlay. The additional allocation of $20,400 would put an additional $10,000 to current expense for the main campus, $5,400 for the nursing center, and $5,000 for capital. The budget also rolls the $48,000 for building 10 (corporate campus) into the overall current expense for the main campus. Local funding for the main campus is 75% Vance County and 25% Granville County and covers plant operations, plant maintenance and general administration.
- Funding for Parks and Recreation is recommended to increase by $18,625 primarily due to salary increases for city employees.
- All other outside agency funding remains the same with the exception of the KARTS matching funds which increase $8,672 which is consistent with years prior to the current year and Gateway CDC funding which decreases $4,250.
- Contingency funds are budgeted at $100,000 which is the same level as FY17.

Enterprise Funds

Different from other governmental funds, an Enterprise Fund is similar to private business accounting in that the ability to demonstrate self-sufficiency is necessary. By consolidating all transactions of this enterprise into one fund, determinations may be made whether or not the operation(s) is self-supportive.

Water Fund Budget Summary

The Board of Commissioners acts as directors of the Vance County Water District and the water fund. As directors of the Water Fund, the Commissioners initiated a county water system to be implemented over a multi-year period of time. An enterprise fund was established to properly account for expenditures and revenues associated with this initiative and a $27 million general obligation bond referendum was passed on May 6, 2008. Loan and grant funds were obtained in 2008 to fund construction of Phase 1A and were then obtained in 2010 for Phases 2A and 2B. To date all work in these phases is complete and recently the county obtained a $1,000,000 grant for completion of phase 3 which could begin construction in late 2017.

The overall water fund budget for FY2017-18 is $1,157,971 which represents a 2% decrease from this year's adopted budget. The decrease is a direct result of reductions that have been made to the expenditures for the water system. The water fund continues to be partially supported by a general fund transfer of $396,967 which is a reduction from $501,000 in the current year. Even though this has been reduced, this transfer is significant and has great impacts on the general fund each year.

Vance County purchases water from the City of Henderson and has 150,000 gallons/day reserved for Phase 1 and 175,000 gallons/day reserved for Phase 2. For this reservation the County pays $9,125 annually for Phase 1 and $43,750 annually for Phase 2. Once Phase 3 is complete, the county will have approximately 13,000 gallons a day remaining under the Phase 1 contract, and 54,000 gallons a day remaining under the phase 2 contract. The County's bulk water purchase rate increased from $2.90 to $3.00 per 1,000 gallons on April 1, 2015 and then increased to $3.12 (4%)

on July 1, 2015 and then $3.21 (2.9%) on July 1, 2016. The County has been informed to expect a 5% increase for FY 2018.

The current water rate includes a $30 base fee plus $9.14 per 1,000 gallons used. The average household water usage per month has been 3,250 gallons which translates into an average bill of $59.71. **The recommended budget includes an increase in the usage fee from $9.14 to $10.33 per 1,000 gallons** to cover an expected 5% increase from the City of Henderson and also to assist with lowering the transfer from the general fund to the water fund. The average user would pay $3.86 more (assuming 3,250 gallons usage) each month with the increase and the system would generate an additional $36,000 per year towards debt service.

Through a combination of reductions in expenditures, increased customers since July 2016, and the recommended usage rate increase, the general fund transfer to the water fund should be reduced over $100,000 from the current fiscal year. It is recommended that the water board consider other means beyond rate increases in the future to address the shortage of funds within the water fund.

Solid Waste Enterprise Fund Budget Summary

The overall solid waste fund budget is $2,288,324 which represents a 2% increase over this year's adopted budget. The main reason for the increase is a result of increasing costs for electronic waste recycling. The major source of revenue for the fund is the solid waste household fee. **NO increase is proposed in FY 2017-18 and the rate is recommended to remain at $105 per household.**

The major expense items continue to be for operation and maintenance of the convenience sites ($700,000) and for hauling of waste to the transfer station and the Upper Piedmont Landfill ($970,000). The County contracts with Waste Industries for operation and staffing of the convenience sites and also for transport of solid waste and commingled recyclables. A new 11 year contract began July 1, 2016 with Waste Industries for operation and staffing of the convenience sites which will include site improvements during the spring and summer of 2017. The County's current 20 year contract with Waste Industries for waste disposal and hauling to the transfer station and then to Upper Piedmont Landfill will transition to a year to year contract in September 2017. In the meantime, the County and Waste Industries continue to discuss a renewed long term contract with the intention of exploring cost savings.

A significant cost item included in the recommended budget and the reason for the increase from the previous year is for disposal of Electronic Waste (i.e. televisions, computers, etc.). Until recently e-waste providers were collecting the waste at no cost, but this has changed in the past year. This has resulted in the county paying for each pickup based upon the materials that are collected. A recent study by the NC Department of Environmental Quality recommends that the general assembly enact changes allowing E-waste to go to landfills which would eliminate this cost. The recommended budget includes $75,000 for the collection of e-waste, although there is potential that this cost will be over $100,000. We are hopeful that the general assembly will make changes to this in the future before it causes the need for an increase in the household solid waste fee.

The solid waste budget continues the county's priority of improving the appearance of convenience sites. The recommended budget includes capital improvement program funding in the solid waste fund to construct an asphalt entrance drive to the Kittrell convenience site and a concrete apron at the entrance to the Gun Club Road site. Significant improvements will be recognized in the latter

part of FY17 as Waste Industries will be constructing 23 new concrete pads as well as beginning the use of compactors for commingled recyclables and a self-contained compactor for the municipal solid waste at all 8 sites. The self-contained compactors should reduce or eliminate the odor problem at the sites and the recycling compactor will allow for better efficiency and additional space for recyclables.

Other Funds Noteworthy Items

- Fire Tax Fund – The fire tax fund budget increases $1,000 from the previous year and the tax rate will remain 4.4 cents per $100 in valuation. Funding for the volunteer fire departments remains at $60,600 each along with a reimbursement up to $1,375 for a financial review or $2,500 for an audit. The budget includes an additional allocation of $10,000 for volunteer departments that have a primary and substation in Vance County, which applies to the Hicksboro Volunteer Fire Department.

Conclusion

I am pleased to present my first proposed budget as county manager for Vance County. This budget maintains and enhances the current level of services and does this without the need for a tax rate increase or any changes in the solid waste household fee. This is possible due to a small revenue increase, but is mostly the result of a commitment by county department heads and employees to contain spending. It will be difficult in subsequent years to maintain current level of services without a tax increase due to increasing demands for certain services, increasing costs of many goods and services and only minor revenue growth. The lack of revenue growth makes it very difficult for the county to consider any expansion of services. Going forward, the greatest issue continues to be finding ways to reduce or eliminate the general fund contribution to the water fund. It is apparent that the board will need to take drastic measures to increase customer levels or be left with limited revenue generating options as the usage rate is currently being maximized.

I want to thank the department and agency heads for submitting thoughtful and well documented budget requests and for their perseverance as we have been unable to fund many requests. I am very grateful for David Beck who did a tremendous amount of work reviewing submissions, compiling the budget and helping oversee the process. Also, I want to thank Paige Pernell who assisted with many aspects of the budget and particularly with developing the CIP.

Respectfully Submitted,

Jordan McMillen
County Manager

County of Vance FY 2017-18 General Fund Revenues

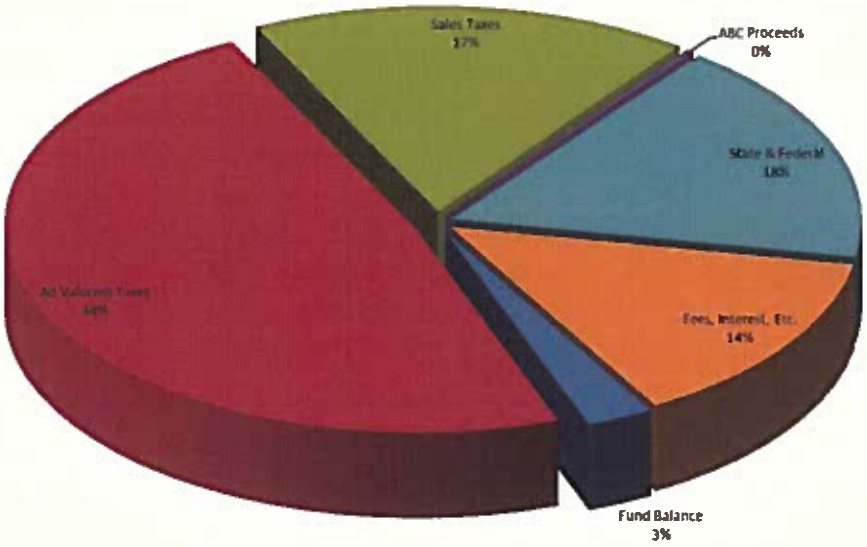

County of Vance FY2017-18 General Fund Expenditures

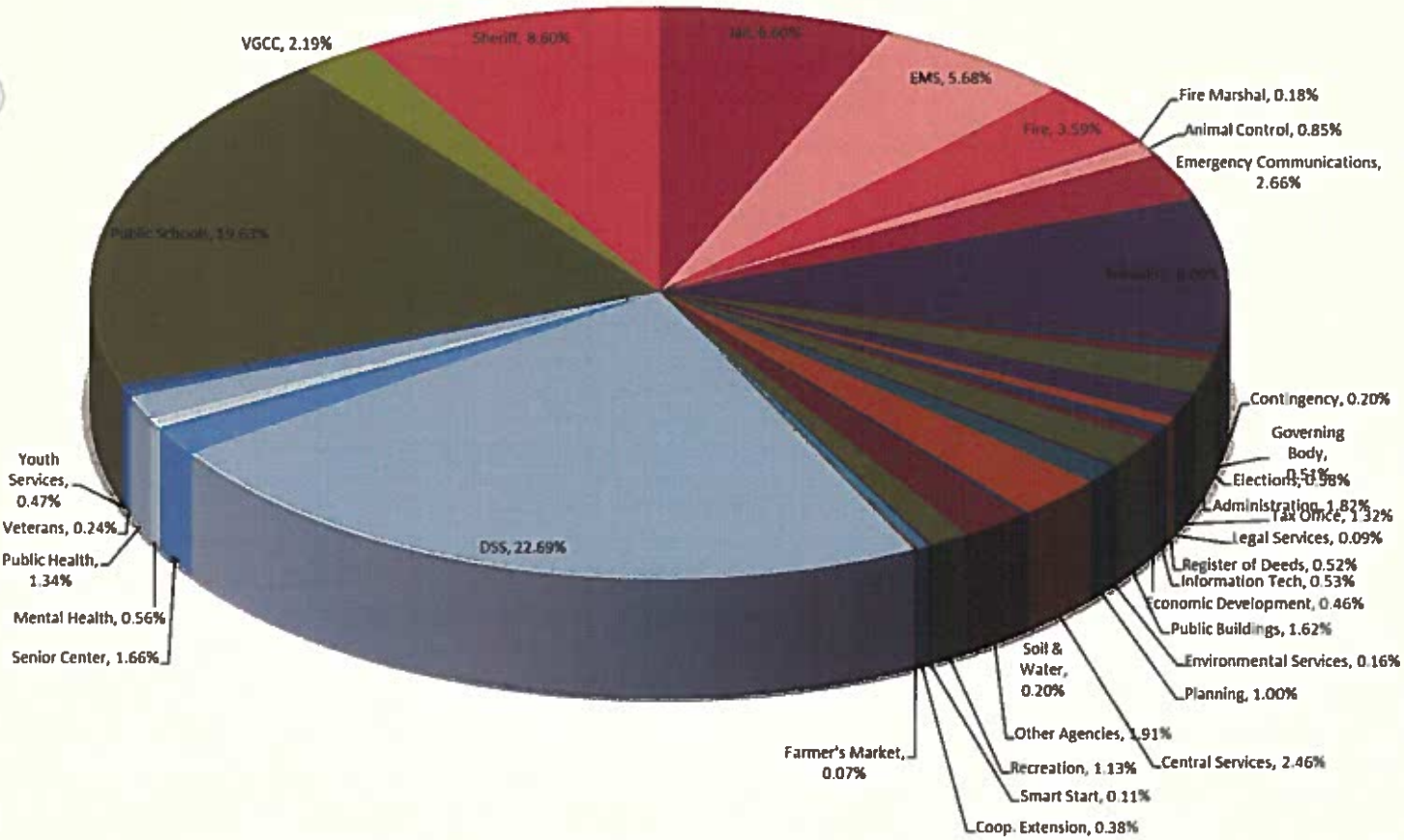

Note: This budget message is as presented by the County Manager prior to adoption of the budget. Changes made by the Board of Commissioners upon final adoption are not reflected within this letter.

VANCE COUNTY
FISCAL YEAR 2017 - 2018
BUDGET HIGHLIGHTS

The budget highlights provide a summary of the significant elements of the manager's recommended FY2017-2018 Vance County budget. The accompanied message at the front of the document provides an in depth review of the recommended budget.

Overall Budget Highlights

- The recommended general fund budget is $49,402,496, which represents an increase of $1,307,689 or 2.7% over the current budget. The general fund budget is reduced prior to adding the following three items: one-time fire truck purchase ($450,000); one-time school capital increase ($500,000); implementation of salary study at $577,700 ($489,000 net cost).
- Budget presented with **no increase in the property tax rate.** Tax Rate = 89 cents per $100 in value. The county will realize an additional $284,095 in property taxes due to a small amount of natural growth. One penny on the tax rate = $250,692.
- There will be an increase in the amount of fund balance required to balance the budget from $909,665 in FY2016-17 to $1,095,800 in FY2017-18. This increase is directly attributable to the one-time purchase of a fire truck. Fund balance appropriated is less than the current year with this one-time cost removed.
- The recommended budget maintains the current level of services as well as the county's healthy financial condition. The fund balance is projected to remain level at 35.4% by the end of FY 2017.
- The recommended budget includes $50,000 to continue addressing demolition and maintenance of real estate owned (REO) property.
- The recommended budget contains partial funding of the salary and classification study ($577,700 with net county cost of $489,000), full year funding for the January 2017 1.5% merit pay ($74,995) and for positions added mid-year in this year's budget ($56,685). The county is fortunate to receive a 0% increase in our health insurance costs for FY2018.
- The recommended budget continues board of commissioners' commitment to improving maintenance of public buildings with increased funding for maintenance and building upgrades ($7,000 for county buildings and $500,000 for schools).
- The recommended budget provides increased funding for public school technology upgrades ($190,000) and districtwide security upgrades ($850,000) and community college operational funding ($20,400).
- The recommended budget includes increased funding for the health department ($40,000 for operations, $40,000 one-time for accreditation, and converts the one-time $150,000 from the current year to recurring) as per the multiyear funding plan established with the assistance of Granville County and the Health Department.
- The recommended budget includes implementation for the FY18 capital improvements plan which includes funding for economic development land, public building improvements and

purchase of a new fire truck. The recommend budget captures the county's declining debt service ($101,650) and moves it into the capital reserve fund as recommended in the CIP.

- The recommended budget includes a general fund transfer of $396,967 to cover water system debt service and includes an increase in the water usage rate from $9.14 to $10.33 per thousand gallons to cover an expected increase from the City of Henderson and to continue addressing the debt service.

- Budget presented with no increase in the fire tax rate (4.4 cents per $100 in valuation) and no increase in the solid waste household fee ($105 per household).

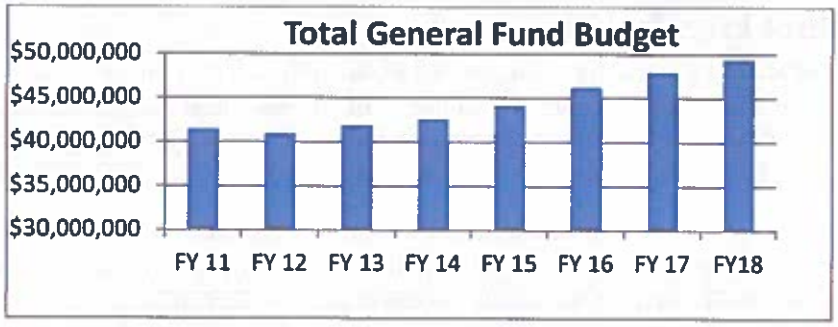

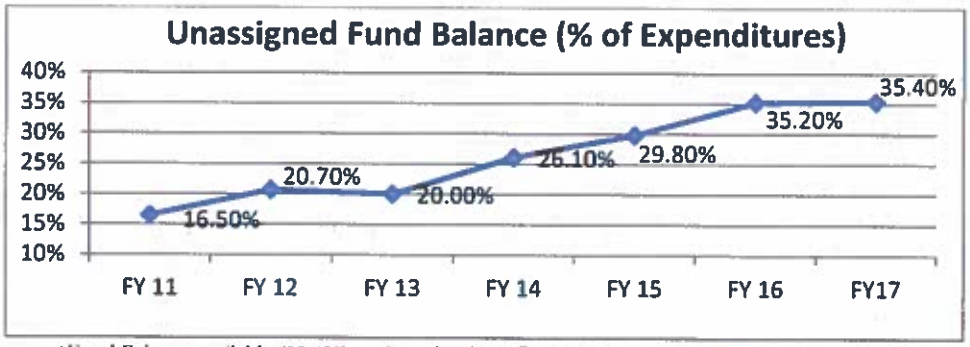

*Fund Balance available (35.4%) projected to be $17,400,000 at end of current fiscal year.

Fiscal Year	Tax Base	Tax Rate	Fiscal Year	Tax Base	Tax Rate
FY 2006	$2,112,117,967	92 ¢	FY 2013	$2,822,541,132	78.2 ¢
FY 2007	$2,119,520,844	92 ¢	FY 2014	$2,945,750,057	78.2 ¢
FY 2008	$2,151,069,934	92 ¢	FY 2015	$2,858,618,845	79.2 ¢
FY 2009	$2,410,337,481	79.8 ¢	FY 2016	$2,825,426,626	79.2 ¢
FY 2010	$2,417,634,746	78.2 ¢	FY 2017	$2,573,876,156	89 ¢
FY 2011	$2,407,203,983	78.2 ¢	FY 2018	$2,627,081,684	89 ¢
FY 2012	$2,723,269,261	78.2 ¢			

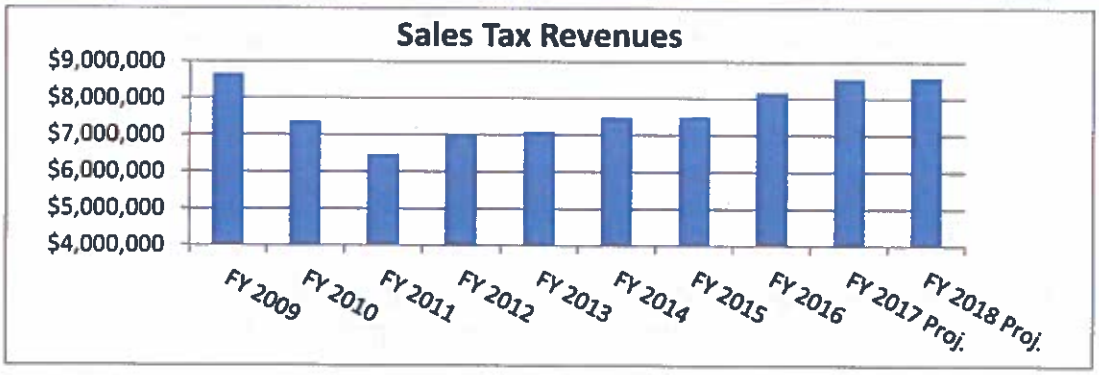

Summary of Revenues

- Revenues will increase slightly over prior years with a total revenue growth of $605,404.
- Property Taxes – Overall increase of $284,095 or 1.2% due to natural growth. The tax collection rate decreased from 96.51% to 96.39% which had a negative $30,000 impact on the tax revenue; 1 cent on tax rate totals $250,692.
- Sales Taxes – Projected 7% or $557,820 increase over FY17 budget which is attributable to natural growth and an expansion of the items and services currently taxed. The county continues to receive sales tax proceeds from the states Article 44 redistribution which began in FY17. It is estimated the county will receive $245,670 in FY18 from this distribution which must be designated for economic development, schools or the community college.
- Ambulance Revenue – Decrease of $30,000. The revenues have increased significantly since contracting for this service, although in the current fiscal year the values were estimated with a lack of history from the billing company. Changes in Medicaid payments and state personal income tax laws impacting debt setoff collections have had a negative impact on this as well.
- Alcohol Beverage Control (ABC) Revenue – Increase of $100,500. The increase is a result of additional net revenue due to the ABC building being paid off in the current fiscal year. The county receives 85% of the net revenue from the ABC profits.
- Overall state revenues are projected to decrease $317,000 while federal and local DSS revenues remain level. The state revenue decrease is primarily due to anticipated decreases in the county's day care subsidy.
- Building inspection revenues – level at $300,000. This is primarily due to slower solar farm development which increased revenues over the past few years to the current level. There has been an increase in residential development which has also helped this revenue to remain stable with the decreasing solar farm development. The recommended budget includes minor additions and changes to the inspection fee schedule and includes increases for planning fees for rezonings, conditional use permits and variances. The increase in planning fees is necessary as the current fees are not covering required costs with each case.
- School Resource Officer Revenue – Decrease of $23,441 based on actuals from the previous year. This cost is paid for 100% by Vance County schools.
- Lease Proceeds Revenue - Decrease of $97,500 as a result of fewer vehicle purchases in the recommended budget
- Revenues increased $500,000 by transferring additional sales tax dollars into the general fund to fund school capital outlay projects.
- Appropriations from fund balance
    1. Capital reserve fund for building maintenance needs - $200,000
    2. Appropriation to balance the budget - $1,095,800. This amount compares to $909,665 appropriated in the current fiscal year. This has been increased as a result of the fund balance growing which will allow the county to spend a portion of the fund balance on a one-time purchase of a fire truck.

Summary of Expenditures – Notable Funding Increases

	Percentage Increase/ (Decrease)	Amount Increase/ (Decrease)
Personnel Cost	2.1%	$417,297
Operational Cost	(1.5%)	($349,662)
Capital Outlay	52.6%	$839,916
Transfers to other funds	11.3%	$400,138
Contingency	0%	-----
Overall Increase	**2.7%**	**1,307,689**

*Overall personnel, operating, and capital outlay costs are reduced prior to adding the salary and classification study implementation (personnel - $577,700 with net county cost of $489,000), school security upgrades (capital - $850,000), and purchase of a fire truck (capital - $450,000).

- **Impacts from Previous Fiscal Year**
  - Additional cost of 1.5% merit pay implemented January 1, 2017 - $74,995
  - Additional county cost of 1 new position, 5 position upgrades and 1 position conversion from part-time to full-time at DSS implemented October 1, 2016 - $30,796
  - Additional cost of maintenance security specialist position implemented October 1, 2016 - $10,562
  - Additional cost of part-time Kennel Attendant at Animal Control implemented October 1, 2016 - $2,779
  - Additional cost of Fire Marshal position implemented October 1, 2016 - $12,548

- **Personnel cost - increase of 2.1% or $417,297 primarily due to implementing a portion of the salary and classification study.**
  - Salary and classification study (first year funding) - $577,700 with net county cost of $489,000; Second year (FY2018-2019) cost estimated at $250,000.
  - Health Insurance – 0% increase
  - Employer contribution to employees' retirement increased from 7.34% to 7.59% for general employees and from 8% to 8.25% for law enforcement - $33,150
  - Social Services Department – 1 new position (Income Maintenance Caseworker II) – 42,999 (net county cost of $10,750) and 1 position upgrade (Social Work Supervisor II to Social Work Supervisor III) - $8,410 (net county cost of $4,205)
  - Sheriff's Office – Increase in separation allowance funds due to recent retirements - $33,608
  - Two flex positions (limited to 2 months) assisting with dept. continuity - $10,000
  - Senior Center – Contracting with Granville-Vance Health department for registered nurse as required by audit to oversee in-home HR aides - $10,000
  - Cooperative Extension – shifting EFNEP position from 60/40 to 40/60 state-local funding - $2,729
  - Central Services – department head & supervisory training/capacity building - $5,000
  - Summer Intern Program – includes level funding of $13,986

Summary of Expenditures – Notable Funding Increases Continued

- **Operational cost – decrease of 1.5% or $349,662**
  - Vance County Schools – operational funding remaining level at $8,232,440 (FY 17 = $8,232,440 total current expense budget which included $7,202,440 for current expense and $1,030,000 for teacher supplements)
  - Vance-Granville Community College – increase of $15,400 includes $10,000 for current expense and $5,400 for Maria Parham Nursing Center (Requested increase of $110,057 made up of $104,657 for current expense and $5,400 for Maria Parham Nursing Center) (FY 17 = $1,060,260)
  - Granville-Vance Health Department – increase of $40,000 to operations and converts one-time $150,000 from current year to recurring as per established funding plan (Requested increase of $45,000 to operations and conversion of one-time $150,000 to recurring) (FY 17 = $575,655 operating included one-time $150,000)
  - Property Demolition – includes level funding of $50,000 made up of $33,000 joint demolition/maintenance and $17,000 county demolition/maintenance.
  - Administration/Finance – increase of $15,000 for architectural feasibility and cost study for Department of Social Services space needs
  - Fire Department – increase to maintenance of vehicles - $18,000 and uniforms - $2,500
  - Economic Development – Funding remains in budget for advertising in Triangle Business Journal - $14,250 and for RTRP or similar organization dues - $13,548
  - Animal Control – utility increase due to larger facility - $31,000 and building maintenance increase due to new shelter and lawn care - $6,000
  - Elections – increase due to city elections - $19,674; Overall County portion decreased $6,931
  - Dennis Building – Maintenance increased to fix water damage on 2nd floor - $6,000
  - Karts County match for grants – increase of $8,672 (FY 17 = $34,561)
  - Henderson-Vance Recreation & Parks – increase of $18,625 due to salary increases for city employees (FY 17 = $386,595 recreation & $155,220 aquatics)

- **Capital outlay – Increase of 52.6% or $839,916 primarily due to districtwide school security upgrades and purchase of fire truck.**
  - Vance County Schools – increase of $500,000 in capital made up of $190,000 for year two of a four year lease-purchase of devices to upgrade technology for teachers and $850,000 for districtwide security upgrades (FY 17 = $965,000 capital budget included annual $425,000, $190,000 for devices and $350,000 for heat pump replacement at Rollins Elementary)
  - Vance Granville Community College – increase of $5,000 to capital (Requested increase of $384,638 in capital outlay for parking lot resurfacing, custodial equipment replacement, and a police vehicle replacement) (FY 17 = $1,060,260)
  - Granville-Vance Health Department – increase of $40,000 to capital for accreditation as per established funding plan (Requested $40,000 in capital funding for accreditation) (FY17 included no capital funding)

Summary of Expenditures – Notable Funding Increases Continued

- Vehicle purchases/replacement – includes financing the following vehicle purchases:
  - 2 sheriff patrol vehicles reduced from 5 requested - $9,116 (partial year finance cost)
  - 1 ambulance and cardiac monitor - $24,168 (partial year finance cost)
  - 1 EMS truck for director - $4,750 (partial year finance cost)
- Fire Department – 1 fire truck - $450,000; 10 sets of turnout gear - $22,500
- EMS Department – 5 portable radios - $20,000
- Sheriff's Office – 5 in-car radios - $10,137; 8 tasers - $11,576
- Fire Marshal – mobile eyes fire inspection software -$6,784; laptop, case and printer ($1,800)
- Senior Center – Swipe station for attendance records - $3,000
- Maintenance/Security Department – Panic buttons for tax office - $1,650; Office furniture/chairs - $2,900; Repairs to Magistrate Court seating and glass - $5,400; snow blower - $1,300;
- Information Technology – Antivirus license - $6,000, PC/Monitor replacement - $6,750, Windows 10 server upgrade - $3,900, APC backups - $2,000, mail filter license - $900, VPN license fee - $850, threat management system annual fee -$1,800
- Tax Office – Purchase of 2 printers - $1,000

- **Transfers to other funds – increase of 11.3% or $400,138 primarily due to transfer from general fund to debt service fund for animal shelter payments and CIP financing as well as transfer to school capital reserve resulting from increased sales tax revenue.**
  - Debt Service Fund – Increase in transfer from general fund to cover CIP financing payments and new animal shelter debt payments - $177,094
  - School Capital Reserve – Increase in transfer from general fund as a result of increased sales tax revenue earmarked for school capital outlay - $245,661
  - Water Fund - transfer from fund balance to cover debt payment and deficit - $396,967 (decrease of $104,033 from FY17)
  - Building Capital Fund – transfer from general fund to cover building maintenance needs - $200,000
    - Roof repairs at Courthouse – CIP Paygo
    - Paint and carpet at Admin Building and Courthouse – CIP Paygo
    - Door access controls and locks into Administration Building
    - Smoke detectors in Administration Building basement
    - Emergency release for doors at County Office Building
    - Door software at Jail
  - Economic Development Fund - $100,000 (designated from additional sales tax revenue)

- **Contingency – remains the same as current fiscal year**
  - Includes a contingency of $100,000. A portion of this contingency will be earmarked for potential building/plumbing needs at the Granville-Vance Health Department.

Summary of Expenditures – Notable Funding Decreases/Savings

- Department of Social Services – Overall budget reduced $544,012 which includes reduction of $325,785 in state/federal funding and $218,227 in county funding. Reductions allowed line items to be brought closer to actuals from previous years. Overall department budget of $11.3 million requires only $3.3 million of local funds.
- Sheriff's Office - Reduction from 5 to 2 sheriff vehicles – saves $77,500 in purchase price; Reduction from 10 to 5 in car radios – saves $10,137 in purchase price; Reduction from 10 to 8 tasers – saves $2,892; Eliminated 1 vacant fulltime deputy position – saves $46,994; Converted 1 vacant fulltime deputy position to a non-sworn LEO – saves $4,711
- Jail – Eliminated 1 vacant full time detention officer position – saves $40,860; capital outlay reduced based on purchase of 2 gas packs in current fiscal year - $15,450
- Administration/Finance – Reduced contracted services by $30,000 due to being one-time budgeted item in FY17 for salary and classification study. Added back $15,000 for DSS architectural feasibility study.
- Tax Office – Retirement of senior personnel – saves $21,000; Reduction in contracted services for business personal property audits due to actuals – saves $10,000
- Economic Development – Removal of ICSC (International Council of Shopping Centers) conference and registration – $1,780; Removal of VA Craft Brewer's Guild membership - $700; Reduced travel/training - $1,300; Reduced telephone/postage - $1,350
- Fire Department – Overtime reduced $29,000 due to using more part-timers recently. telephone/postage - $3,000; fire equipment - $2,000; reduction in non-capital assets for turnout gear previous year - $13,900
- Elections – County portion reduced $6,931 although entire elections budget increased $19,674 due to city elections.
- Gateway CDC – reduced $4,250 (FY 17 = $4,750)
- Healthcare for retirees reduced $50,000 based on actuals.
- Environmental Services – decrease in medical examiner fees based on actuals - $5,000
- Overall decrease in county general fund supported debt service - $101,650; Shifted to capital reserve as per CIP for future projects.

Notable Unfunded Requests

- Overall requests $3.4 million more than available funds; equivalent to 13.5 cent tax increase.
- Vance County Schools – requested increase of $1,021,881 while recommended budget includes increase of $500,000 (Requested increase of $121,523 to maintain current operations following state cuts, $400,359 as expansion request to operations to fully fund teacher supplements, and $500,000 for capital outlay) (FY17 = 9,197,440)
- Vance-Granville Community College – requested increase of $494,695 while recommended budget includes increase of $20,400 (Requested increase of $104,657 for current expense, $5,400 for Maria Parham Nursing Center, and $384,638 for capital outlay) (FY 17 = $1,060,260)
- Granville-Vance Health Department – requested increase of $45,000 to operations, $40,000 one-time for accreditation, and conversion of one-time $150,000 to recurring. Recommended budget includes increase of $40,000 for operations, $40,000 one-time for accreditation, and converts one-time $150,000 to recurring as per established funding plan (FY 17 = $575,655 operating included one-time $150,000)
- Sheriff's Office – Requested 1 part time bailiff/x-ray position - $12,217; Converted 1 full-time deputy position to non-LEO to satisfy need for bailiff/x-ray position; Requested 1 part time senior administrative assistant – $17,373
- EMS Department – 1 Quick Response Vehicle - $35,000; Requested increase in uniforms – $6,500;
- Fire Department – Requested 3 fulltime Fire Specialist III Positions for Kerr Lake Station – one for each shift to provide 24/7 coverage at substation - $140,760; Requested increase in uniforms - $5,500
- Fire Marshal – 1 truck - $45,579 (Were able to utilize existing used SUV)
- Animal Control – 1 truck to replace oldest truck with 160,000 miles - $24,834; Convert existing part time Kennel Attendant to fulltime – 22,642; Create second FT Kennel Attendant position (NEW) - $34,300
- Planning and Development – 1 truck - $25,000
- Maintenance and Security – 1 truck - $22,763; replacement of airlock doors at administrative building - $3,900;
- Register of Deeds – increased salary for deputy register of deeds - $7,265
- Economic Development – Advertising in VA Business Journal for 6 months - $11,700; International Council of Shopping Centers (ICSC) conference, travel and membership dues - $1,780; Membership dues for Virginia Craft Brewer's Guild - $700
- Elections – Removed second city runoff election - $18,060 (city funded)
- Perry Memorial Library – increase of $15,000 (FY 17 = $562,200)
- Boys and Girls Club – increase of $3,000 (FY 17 = $27,000)
- Henderson-Vance Crime Stoppers – increase of $1,500 (FY 17 = $500)
- Lifeline - increase of $2,600 (FY 17 = $2,400)

- Franklin, Vance, Warren Opportunity – increase of $3,000 (FY 17 = $12,000)
- Smart Start Contribution – increase of $1,500 (FY 17 = $3,500)
- Vance County Arts Council – increase of $600 (FY 17 = $900)
- Roanoke River Basin Association – increase of $4,400 (FY 17 = $100)
- Downtown Development Commission – increased funding of unspecified amount; Overall budget request of $77,228 for city and county consideration (FY 17 = $1,500)
- Alliance Rehabilitative Care - increase of unspecified amount to replace windows at 1020 County Home Road. County provides building at no costs and lease agreement stipulates tenant covers all maintenance, upkeep and improvements.

Summary of Other Funds

- Water Fund – Total budget of $1,157,971 (2% decrease) (with general fund transfer of $396,967). Fund is subsidized by the General Fund primarily due to debt service and administrative costs. Budget includes usage rate increase from $9.14 to $10.33 per 1,000 gallons raising the average user's bill $3.86 per month ($63.57 average bill) and includes reductions in expenditures. The rate increase generates approximately $27,000 in general fund subsidy and covers a projected 5% increase from the city of Henderson. The rate increase and reduction in expenditures reduce the general fund transfer from $501,000 to $396,967.

- Solid Waste Fund – Total budget of $2,288,324 (2% increase). Fund is self-sustaining and the household user fee would remain $105 per household. Budgeted funds have been decreased for the manned disposal sites due to new contract rates with Waste Industries and for special contracted services due to actuals from previous year. Funds have been increased $50,000 for e-waste collection as this has transitioned from a free service to a cost based service.

- Fire Tax Fund – Total budget of $746,851. The overall budget increases $1,000 from the previous year and the tax rate will remain 4.4 cents per $100 in valuation. The budget includes a $10,000 allocation for volunteer departments with a substation in Vance County which will be provided to Hicksboro Volunteer Fire Department for their substation on Thomas Road. VFD allocations remain the same as the prior year ($60,600) and a reimbursement up to $1,375 for a financial review or $2,500 for an audit.

County of Vance FY 2017-18 General Fund Revenues

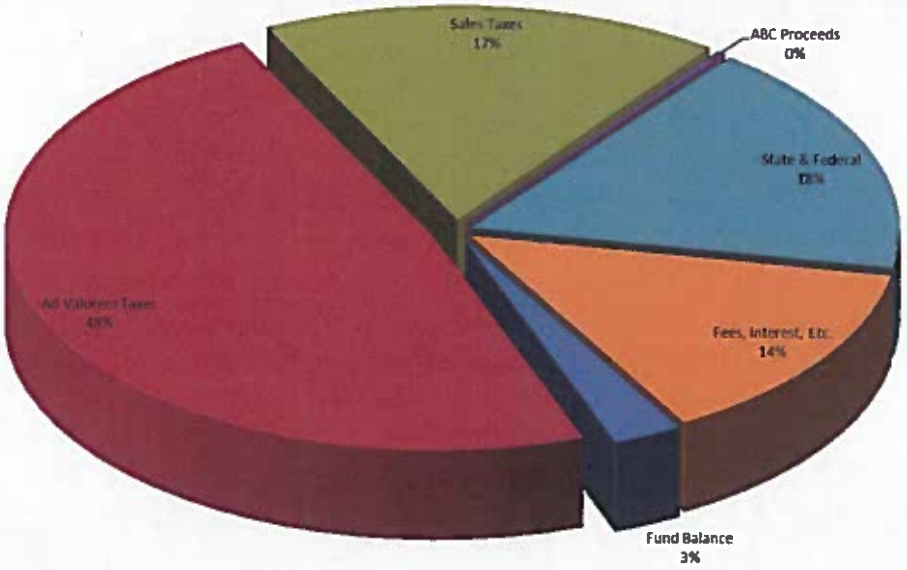

County of Vance FY2017-18 General Fund Expenditures

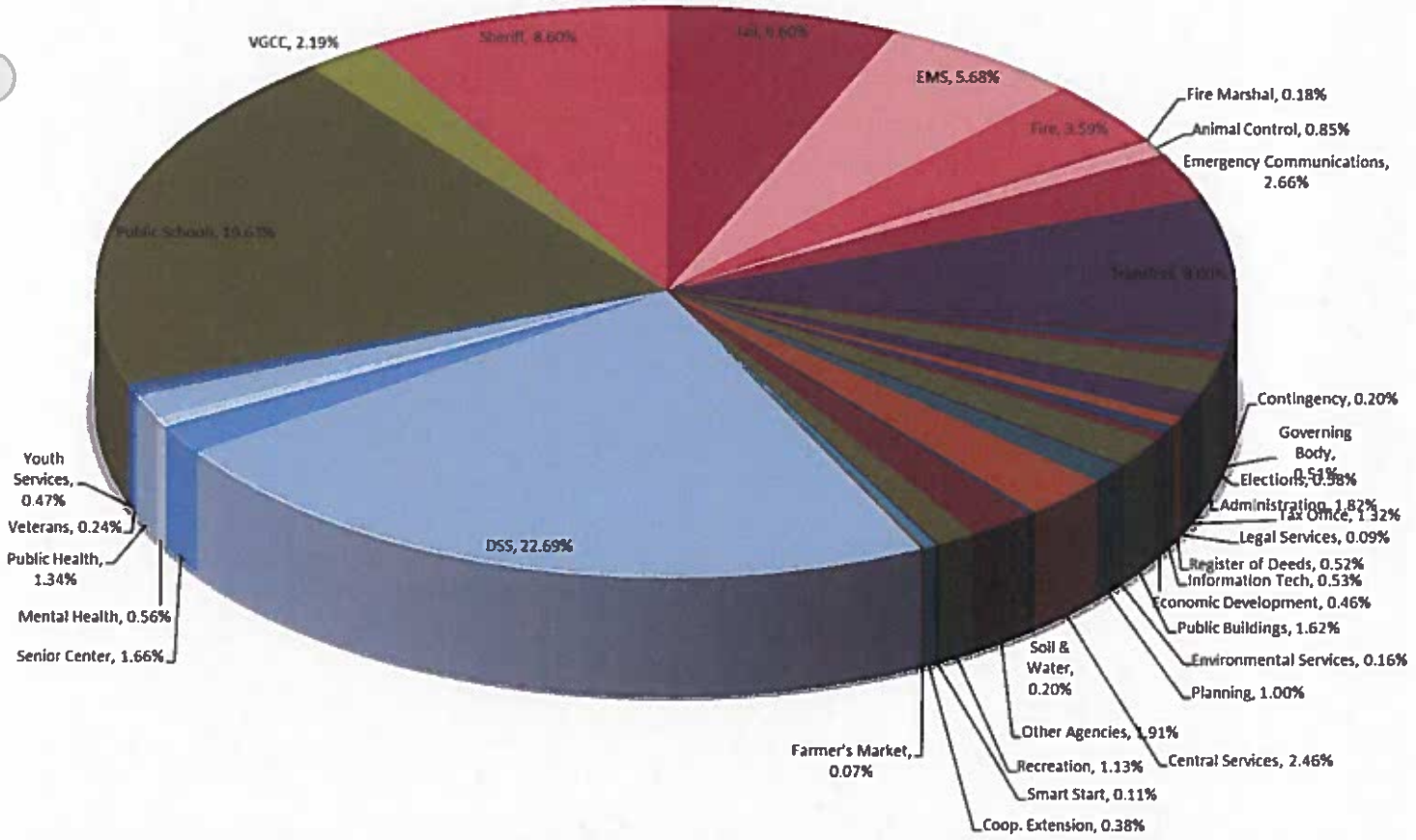

	2015 - 2016	2016 - 2017	3/31/2017	2016 - 2017		2017 - 2018		
	Actual ($)	Budget ($)	Actual ($)	Estimate	%Remaining	Requested	Recommended	Approved
410 Governing Body	$206,471.00	$198,610.00	$201,788.00		-1.60	$250,383.00	$249,775.00	
430 Elections	$317,770.00	$267,293.00	$226,938.00		15.10	$307,296.00	$286,967.00	
440 Administration / Finance	$846,343.00	$866,079.00	$648,985.00		25.07	$896,712.00	$896,712.00	
450 Tax Office	$638,252.00	$694,561.00	$446,776.00		35.68	$682,325.00	$652,380.00	
470 Legal Services	$16,314.00	$46,434.00	$76,991.00		-65.81	$46,364.00	$46,364.00	
480 Register Of Deeds	$264,836.00	$260,973.00	$193,143.00		25.99	$262,552.00	$257,573.00	
490 Information Technology	$149,047.00	$192,615.00	$175,546.00		8.86	$257,667.50	$262,874.00	
491 Economic Development	$199,448.00	$231,146.00	$157,538.00		31.84	$245,669.00	$226,062.00	
500 County Administration Bld	$162,138.00	$171,134.00	$134,022.00		21.69	$192,036.00	$167,268.00	
501 County Office Bldg	$44,539.00	$45,622.00	$31,921.00		30.03	$47,090.00	$44,896.00	
502 H.A. Dennis Bldg	$60,832.00	$47,506.00	$30,850.00		35.06	$67,055.00	$52,921.00	
503 Vance Manor	$833.00	$916.00	$1,497.00		-63.47			
504 Senior Center	$48,799.00	$52,345.00	$33,283.00		36.42	$51,537.00	$49,543.00	
505 Courthouse	$351,690.00	$370,591.00	$266,612.00		28.06	$417,312.00	$376,317.00	
506 Social Services Bldg	$99,867.00	$109,696.00	$78,908.00		28.07	$110,968.00	$109,246.00	
508 Alcoholic Recovery Center	$937.00							
510 Sheriff'S Department	$3,835,707.00	$4,178,696.00	$2,814,113.00		32.66	$4,210,514.00	$4,012,082.00	
514 Justice Assistance Grant		$6,900.00			100.00	$7,000.00	$7,000.00	
517 Sheriff'S Interdiction Pr	$2,550.00	$9,119.00	$9,022.00		1.06	$7,585.00		
518 School Resource Officers		$240,113.00	$134,749.00		43.88	$248,145.00	$230,075.00	

	2015 - 2016	2016 - 2017	3/31/2017	2016 - 2017		2017 - 2018		
	Actual ($)	Budget ($)	Actual ($)	Estimate	%Remaining	Requested	Recommended	Approved
520 Jail	$3,147,988.00	$3,307,470.00	$2,437,904.00		26.29	$3,360,335.00	$3,262,015.00	
525 Environmental Services	$54,500.00	$97,000.00	$148,721.00		-53.32	$80,000.00	$80,000.00	
530 Ambulance	$2,353,670.00	$2,690,230.00	$1,929,249.00		28.29	$2,791,632.00	$2,805,113.00	
531 Fire Dept	$1,031,836.00	$1,414,593.00	$1,058,236.00		25.19	$1,511,701.00	$1,774,276.00	
532 Fire Marshal		$84,346.00	$30,702.00		63.60	$142,942.15	$90,812.00	
541 Planning And Development	$558,132.00	$640,189.00	$367,430.00		42.61	$591,933.05	$494,679.00	
555 Central Services	$597,587.00	$762,486.00	$359,440.00		52.86	$1,214,161.00	$1,214,161.00	
576 Soil/Water Conservation	$94,073.00	$97,870.00	$73,469.00		24.93	$102,256.00	$98,632.00	
580 Mental Health	$190,540.00	$189,567.00	$143,203.00		24.46	$274,282.00	$274,282.00	
590 Public Health	$436,435.00	$583,132.00	$435,241.00		25.36	$667,202.00	$662,202.00	
599 Animal Control	$377,093.00	$407,677.00	$322,793.00		20.82	$511,921.00	$419,690.00	
600 Contributions Other Agenc	$1,379,642.00	$1,473,141.00	$996,979.00		32.32	$1,537,462.00	$1,504,062.00	
601 Smart Start Program	$55,174.00	$54,657.00	$46,274.00		15.34	$54,657.00	$54,657.00	
602 4-H Pullet Chain	$1,322.00							
604 Cooperative Extension 4-H	$7,639.00	$16,000.00	$6,863.00		57.10	$16,000.00	$16,000.00	
605 Cooperative Extension Ser	$123,950.00	$132,070.00	$109,247.00		17.28	$174,651.00	$170,003.00	
607 Veterans Service	$66,417.00	$115,464.00	$86,218.00		25.33	$121,161.00	$117,124.00	
610 Social Services	$10,922,222.00	$11,752,456.00	$7,834,097.00		33.34	$11,549,543.00	$11,202,989.00	
611 Program On Aging	$619,425.00	$666,449.00	$476,497.00		28.50	$695,596.00	$686,354.00	
613 Dss Vend Machines-Foster	$5,425.00	$6,000.00	$4,587.00		23.54	$6,000.00	$6,000.00	

	2015 - 2016	2016 - 2017	3/31/2017	2016 - 2017		2017 - 2018		
	Actual ($)	Budget ($)	Actual ($)	Estimate	%Remaining	Requested	Recommended	Approved
615 Nutritional Meals Program	$127,610.00	$131,756.00	$90,632.00		31.21	$133,805.00	$133,806.00	
619 Youth Services (Nypum)	$155,211.00	$164,766.00	$93,097.00		43.50	$180,585.00	$170,254.00	
620 Friends Of Youth	$61,899.00	$59,094.00	$34,985.00		40.80	$62,362.00	$62,362.00	
621 911 Emergency Communicatl	$1,280,039.00	$1,315,765.00	$928,259.00		29.45	$1,339,541.00	$1,312,466.00	
622 Farmer'S Market	$31,897.00	$33,411.00	$21,155.00		36.69	$34,752.00	$33,095.00	
629 H.Leslie Perry Library	$590,161.00		$416,129.00					
630 Vance County Housing Auth	$219,844.00		$171,525.00					
681 Public Schools	$8,846,373.00	$9,197,440.00	$6,911,136.00		24.86	$10,219,321.00	$9,697,440.00	
683 Vance-Granville Comm Coll	$1,011,260.00	$1,060,260.00	$795,222.00		25.00	$1,554,955.00	$1,080,660.00	
696 Transfers To Othr Funds	$3,730,521.00	$3,551,169.00	$1,215,912.00		65.76	$3,951,307.00	$3,951,307.00	
999 Contingency		$100,000.00			100.00	$100,000.00	$100,000.00	
Report Totals	$45,324,258.00	$48,094,807.00	$33,207,884.00			$51,288,273.70	$49,402,496.00	

Account	2015 - 2016 Actual ($)	2016 - 2017 Budget ($)	3/31/2017 Actual ($)	2016 - 2017 Estimate	2016 - 2017 %Remaining	2017 - 2018 Requested	2017 - 2018 Recommended	2017 - 2018 Approved
301 Ad Valorem Taxes								
Revenue								
10-301-430100 Ad Valorem Tax-Current Yr	21,698,356.00	21,997,507.00	21,257,782.00		3	21,857,510.00	22,311,602.00	
10-301-430101 Ad Valorem Tax-1St Prior Yr	1,026,869.00	995,000.00	929,897.00		7	1,030,000.00	995,000.00	
10-301-430102 Ad Valorem Tax-2Nd Prior Yr	202,880.00	200,000.00	113,223.00		43	175,000.00	150,000.00	
10-301-430103 Ad Valorem Tax-3Rd Prior Yr	76,069.00	90,000.00	55,313.00		39	90,000.00	75,000.00	
10-301-430104 Ad Valorem Tax-All Other Yr	100,625.00	100,000.00	138,671.00		-39	140,000.00	140,000.00	
10-301-430105 Penalties And Interest	258,952.00	275,000.00	207,069.00		25	300,000.00	275,000.00	
10-301-430107 Ad Valorem Tax Future Year	14,356.00	25,000.00	18,845.00		25	25,000.00	25,000.00	
10-301-430109 Tax Foreclosures	37,767.00	15,000.00	16,384.00		-9	15,000.00	15,000.00	
10-301-430115 Ncvts Collection Fees	-86,912.00	-90,000.00	-73,232.00		19	-95,000.00	-95,000.00	
301 Ad Valorem Taxes								
Total Revenue	**$23,328,962.00**	**$23,607,507.00**	**$22,663,952.00**			**$23,537,510.00**	**$23,891,602.00**	

Account	2015 - 2016 Actual ($)	2016 - 2017 Budget ($)	3/31/2017 Actual ($)	2016 - 2017 Estimate	2016 - 2017 %Remaining	2017 - 2018 Requested	2017 - 2018 Recommended	2017 - 2018 Approved
315 Vehicle Rental Tax								
Revenue								
10-315-431500 Vehicle Rental Tax	32,842.00	30,000.00	23,227.00		23	31,000.00	31,000.00	
315 Vehicle Rental Tax								
Total Revenue	**$32,842.00**	**$30,000.00**	**$23,227.00**			**$31,000.00**	**$31,000.00**	

	2015 - 2016	2016 - 2017	3/31/2017	2016 - 2017		2017 - 2018		
Account	**Actual ($)**	**Budget ($)**	**Actual ($)**	**Estimate**	**%Remaining**	**Requested**	**Recommended**	**Approved**
325 Privilege License								
Revenue								
10-325-432500 Privilege License	3,164.00	3,000.00	148.00		95	3,000.00	3,000.00	
325 Privilege License								
Total Revenue	**$3,164.00**	**$3,000.00**	**$148.00**			**$3,000.00**	**$3,000.00**	

Account	2015 - 2016 Actual ($)	2016 - 2017 Budget ($)	3/31/2017 Actual ($)	2016 - 2017 Estimate	2016 - 2017 %Remaining	2017 - 2018 Requested	2017 - 2018 Recommended	2017 - 2018 Approved
329 Investment Earnings								
Revenue								
10-329-432900 Investment Earnings	1,121.00	1,000.00	1,087.00		-9	1,250.00	1,250.00	
10-329-432906 Interest Earnings - Ncvts	1,555.00	1,300.00	1,397.00		-7	1,750.00	1,750.00	
329 Investment Earnings								
Total Revenue	**$2,676.00**	**$2,300.00**	**$2,484.00**			**$3,000.00**	**$3,000.00**	

Account	2015 - 2016 Actual ($)	2016 - 2017 Budget ($)	3/31/2017 Actual ($)	2016 - 2017 Estimate	2016 - 2017 %Remaining	2017 - 2018 Requested	2017 - 2018 Recommended	2017 - 2018 Approved
332 Animal Control Fees								
Revenue								
10-332-433200 Animal Shelter Fees	15,411.00	15,000.00	16,965.00		-13	18,000.00	18,000.00	
10-332-433201 Animal Shelter Vaccine	5,131.00	6,000.00	3,767.00		37	6,000.00	6,000.00	
10-332-433202 Animal Control Dog Taxes	78.00	200.00	94.00		53	200.00	200.00	
10-332-433203 General Shelter Donations	225.00	1,000.00	215.00		79	500.00	500.00	
10-332-433204 Animal Control Fines	225.00	1,000.00	750.00		25	1,000.00	1,000.00	
10-332-433208 Spay/Neuter Reimbursement	13,501.00	24,000.00	12,956.00		46	24,000.00	24,000.00	
10-332-433209 Rescue Pull Fees	12,795.00	15,000.00	7,755.00		48	10,000.00	10,000.00	
10-332-433211 Donations-New Shelter	33,547.00		6,543.00					
10-332-437005 Miscellaneous Revenues	6,961.00	1,500.00	1,033.00		31	1,000.00	1,000.00	
10-332-500052 Restitution	4,411.00	4,000.00	3,968.00		1	4,000.00	4,000.00	

Account	2015 - 2016 Actual ($)	2016 - 2017 Budget ($)	3/31/2017 Actual ($)	2016 - 2017 Estimate	2016 - 2017 %Remaining	2017 - 2018 Requested	2017 - 2018 Recommended	2017 - 2018 Approved
332 Animal Control Fees								
Total Revenue	**$92,285.00**	**$67,700.00**	**$54,046.00**			**$64,700.00**	**$64,700.00**	

Account	2015 - 2016 Actual ($)	2016 - 2017 Budget ($)	3/31/2017 Actual ($)	2016 - 2017 Estimate	2016 - 2017 %Remaining	2017 - 2018 Requested	2017 - 2018 Recommended	2017 - 2018 Approved
333 Co-Operative Extension Re								
Revenue								
10-333-433207 Farm Bureau Donation	7,290.00	6,000.00	5,811.00		3	6,000.00	6,000.00	
10-333-433221 Farmers Market Vendors	5,720.00	6,100.00	3,490.00		43	6,000.00	6,000.00	
10-333-433222 Farmers Market Facility Rental	200.00	750.00	200.00		73	500.00	500.00	
10-333-433302 Extension Misc Income		1,000.00			100			
10-333-433305 Master Gardener			1,585.00					
10-333-433309 4-H Pullet	450.00							
333 Co-Operative Extension Re								
Total Revenue	**$13,660.00**	**$13,850.00**	**$11,086.00**			**$12,500.00**	**$12,500.00**	

Account	2015 - 2016 Actual ($)	2016 - 2017 Budget ($)	3/31/2017 Actual ($)	2016 - 2017 Estimate	2016 - 2017 %Remaining	2017 - 2018 Requested	2017 - 2018 Recommended	2017 - 2018 Approved
334 4-H Revenue								
Revenue								
10-334-433401 4H-Service Fee	2,162.00	3,500.00	221.00		94	2,500.00	2,500.00	
10-334-433405 4-H Farm Bureau Revenue	6,360.00	5,000.00	5,620.00		-12	5,000.00	5,000.00	
334 4-H Revenue								
Total Revenue	**$8,522.00**	**$8,500.00**	**$5,841.00**			**$7,500.00**	**$7,500.00**	

Account	2015 - 2016 Actual ($)	2016 - 2017 Budget ($)	3/31/2017 Actual ($)	2016 - 2017 Estimate	2016 - 2017 %Remaining	2017 - 2018 Requested	2017 - 2018 Recommended	2017 - 2018 Approved
342 Planning Fees								
Revenue								
10-342-434201 Subdivision	5,390.00	7,000.00	3,290.00		53	5,000.00	5,000.00	
10-342-434203 Board Of Adjustment	6,575.00	4,500.00	3,100.00		31	4,500.00	4,500.00	
10-342-434204 Zoning Permit Fees	17,465.00	20,000.00	10,365.00		48	18,500.00	18,500.00	
10-342-434208 Maps Prints & Products	1,305.00	1,250.00	399.00		68	1,000.00	1,000.00	
342 Planning Fees								
Total Revenue	**$30,735.00**	**$32,750.00**	**$17,154.00**			**$29,000.00**	**$29,000.00**	

Account	2015 - 2016 Actual ($)	2016 - 2017 Budget ($)	3/31/2017 Actual ($)	2016 - 2017 Estimate	2016 - 2017 %Remaining	2017 - 2018 Requested	2017 - 2018 Recommended	2017 - 2018 Approved
345 Local Government Sales Ta								
Revenue								
10-345-434500 Sales Tax-1%	4,261,708.00	3,963,200.00	2,493,866.00		37	4,304,325.00	4,304,325.00	
10-345-434501 1/2 Sales Tax-70% Gf	1,767,374.00	1,692,499.00	1,090,936.00		36	1,836,409.00	1,836,409.00	
10-345-434502 1/2 Sales Tax-30% Schools	757,446.00	725,356.00	467,544.00		36	787,032.00	787,032.00	
10-345-434503 1/2 Add'L Sales Tax-40% Gf	815,308.00	781,250.00	475,947.00		39	823,461.00	823,461.00	
10-345-434504 1/2 Add'L Sales Tax Schools	1,222,961.00	1,171,876.00	713,921.00		39	1,235,191.00	1,235,191.00	
10-345-434506 1/2 Cents Sales Tax-County	303.00	215,000.00	140,770.00		35	245,670.00	245,670.00	
10-345-434507 Hold Harmless	-651,386.00	-532,757.00	-423,654.00		20	-657,844.00	-657,844.00	
345 Local Government Sales Ta								
Total Revenue	**$8,173,714.00**	**$8,016,424.00**	**$4,959,330.00**			**$8,574,244.00**	**$8,574,244.00**	

Account	2015 - 2016 Actual ($)	2016 - 2017 Budget ($)	3/31/2017 Actual ($)	2016 - 2017 Estimate	2016 - 2017 %Remaining	2017 - 2018 Requested	2017 - 2018 Recommended	2017 - 2018 Approved
346 State Revenues								
Revenue								
10-346-434600 Beer & Wine Tax	128,885.00	140,000.00			100	130,000.00	130,000.00	
10-346-434606 Veterans Service Office	1,525.00							
10-346-434609 Civil License Revocation	7,086.00	5,000.00	4,463.00		11	5,000.00	5,000.00	
10-346-434628 Soil Water Tech Assistance	23,930.00	25,000.00	13,158.00		47	25,000.00	25,000.00	
10-346-434629 Swc State Funds	3,600.00	3,600.00	3,600.00			3,600.00	3,600.00	
10-346-434636 Medicaid Cost Calculation	60,490.00							
346 State Revenues								
Total Revenue	**$225,516.00**	**$173,600.00**	**$21,221.00**			**$163,600.00**	**$163,600.00**	

Account	2015 - 2016 Actual ($)	2016 - 2017 Budget ($)	3/31/2017 Actual ($)	2016 - 2017 Estimate	2016 - 2017 %Remaining	2017 - 2018 Requested	2017 - 2018 Recommended	2017 - 2018 Approved
347 Abc Revenues								
Revenue								
10-347-434700 Abc Revenue	19,499.00	19,500.00	9,813.00		50	120,000.00	120,000.00	
10-347-434701 Abc Revenue-$0.05 Btl	12,802.00	10,000.00	8,457.00		15	10,000.00	10,000.00	
10-347-434702 Abc Revenue-Add'L $.05 Btl	9,699.00	10,000.00	7,189.00		28	10,000.00	10,000.00	
347 Abc Revenues								
Total Revenue	**$42,000.00**	**$39,500.00**	**$25,459.00**			**$140,000.00**	**$140,000.00**	

Account	2015 - 2016 Actual ($)	2016 - 2017 Budget ($)	3/31/2017 Actual ($)	2016 - 2017 Estimate	2016 - 2017 %Remaining	2017 - 2018 Requested	2017 - 2018 Recommended	2017 - 2018 Approved
348 Dss State Revenues								
Revenue								
10-348-434433 Low Income Home Energy Assist	248.00							
10-348-434800 Dss Administrative	4,633,688.00	4,822,437.00	3,505,135.00		27	4,692,882.00	4,748,390.00	
10-348-434802 Fraud Collections-Ma & Afdc	-55,189.00	5,000.00	8,359.00		-67	10,000.00	10,000.00	
10-348-434804 Vendor Iv-E	17,038.00	12,000.00	16,231.00		-35	15,000.00	15,000.00	
10-348-434805 Iv-D Fees	839.00	1,500.00	1,111.00		26	1,500.00	1,500.00	
10-348-434806 Maximation Iv-E	85,976.00	124,277.00	71,462.00		42	125,000.00	125,000.00	
10-348-434807 Fraud Collection-Food Stamps	3,264.00	3,500.00	1,341.00		62	5,000.00	5,000.00	
10-348-434808 State Foster Care	21,123.00	25,000.00	8,251.00		67	37,500.00	37,500.00	
10-348-434809 Special Child Adoption	12,000.00	5,000.00			100			
10-348-434810 Foster Care Iv-E	90,457.00	120,000.00	88,339.00		26	232,400.00	232,400.00	

Account	2015 - 2016 Actual ($)	2016 - 2017 Budget ($)	3/31/2017 Actual ($)	2016 - 2017 Estimate	2016 - 2017 %Remaining	2017 - 2018 Requested	2017 - 2018 Recommended	2017 - 2018 Approved
10-348-434811 Individual Liv Links	4,074.00	3,500.00			100	12,136.00	12,136.00	
10-348-434815 Day Care State/Federal	2,058,356.00	1,980,000.00	1,079,166.00		45	1,707,657.00	1,707,657.00	
10-348-434816 Day Care Smart Start	395,244.00	508,000.00	259,158.00		49	410,948.00	410,948.00	
10-348-434817 Aaf Eligibility	162.00		7.00					
10-348-434826 Duke Progress Low Income Asst	28,041.00					6,511.00	6,511.00	
10-348-434827 Edtap	60,071.00	60,071.00	51,990.00		13	76,532.00	76,532.00	
10-348-434830 Dma Transportation Reimb	533,770.00	520,000.00	410,215.00		21	520,000.00	520,000.00	
10-348-434832 Medicaid Cap Reimb	69,175.00	60,000.00	40,991.00		32	100,000.00	100,000.00	
10-348-434833 Medicaid At Risk	50,608.00	40,000.00	18,129.00		55	20,000.00	20,000.00	
348 Dss State Revenues								
Total Revenue	**$8,008,945.00**	**$8,290,285.00**	**$5,559,885.00**			**$7,973,066.00**	**$8,028,574.00**	

Account	2015 - 2016 Actual ($)	2016 - 2017 Budget ($)	3/31/2017 Actual ($)	2016 - 2017 Estimate	2016 - 2017 %Remaining	2017 - 2018 Requested	2017 - 2018 Recommended	2017 - 2018 Approved
349 Dss Federal Revenues								
Revenue								
10-349-434901 IV-D Incentive	103,813.00	60,600.00	39,408.00		35	60,660.00	60,660.00	
10-349-434904 Shiip Grant	4,483.00	4,383.00	2,521.00		42	4,558.00	4,558.00	
10-349-434919 Title III-Old American Acts	228,370.00	221,592.00	155,995.00		30	221,592.00	221,592.00	
10-349-434924 Nutritional Meals Program	152,247.00	140,000.00	113,232.00		19	140,000.00	140,000.00	
349 Dss Federal Revenues								
Total Revenue	**$488,913.00**	**$426,575.00**	**$311,156.00**			**$426,810.00**	**$426,810.00**	

Account	2015 - 2016 Actual ($)	2016 - 2017 Budget ($)	3/31/2017 Actual ($)	2016 - 2017 Estimate	2016 - 2017 %Remaining	2017 - 2018 Requested	2017 - 2018 Recommended	2017 - 2018 Approved
350 Dss Local Revenues								
Revenue								
10-350-435001 Dss Vending Machines	2,606.00	3,000.00	954.00		68	3,000.00	3,000.00	
10-350-435003 Donations Foster Children	1,200.00	1,500.00	820.00		45	1,500.00	1,500.00	
10-350-435006 Links Donations Local			1,802.00					
10-350-435007 Donations Senior Citizens	4,228.00		354.00					
10-350-435008 Senior Center Trips	26,015.00	25,000.00	39,091.00		-56	20,000.00	20,000.00	
10-350-435010 Liquid Nutrition	13,134.00	12,000.00	9,128.00		24	15,000.00	15,000.00	
10-350-435012 Vgcc Reimbursement Dss	6,090.00	6,000.00	6,412.00		-7	10,000.00	10,000.00	
10-350-435015 Project Income Title Iii	3,889.00	4,500.00	1,727.00		62	5,500.00	5,500.00	
10-350-435027 Water Aerobic Fee=Sr Ctr	920.00	1,000.00			100	2,000.00	2,000.00	
10-350-435066 Christmas At Dss	1,539.00	1,500.00	1,272.00		15	1,500.00	1,500.00	

Account	2015 - 2016 Actual ($)	2016 - 2017 Budget ($)	3/31/2017 Actual ($)	2016 - 2017 Estimate	2016 - 2017 %Remaining	2017 - 2018 Requested	2017 - 2018 Recommended	2017 - 2018 Approved
350 Dss Local Revenues								
Total Revenue	**$59,621.00**	**$54,500.00**	**$61,560.00**			**$58,500.00**	**$58,500.00**	

Account	2015 - 2016 Actual ($)	2016 - 2017 Budget ($)	3/31/2017 Actual ($)	2016 - 2017 Estimate	2016 - 2017 %Remaining	2017 - 2018 Requested	2017 - 2018 Recommended	2017 - 2018 Approved
353 Federal Revenues								
Revenue								
10-353-435313 Fed Flood Control Entit Lands	61,545.00	52,000.00			100	52,000.00	52,000.00	
353 Federal Revenues								
Total Revenue	**$61,545.00**	**$52,000.00**				**$52,000.00**	**$52,000.00**	

Account	2015 - 2016 Actual ($)	2016 - 2017 Budget ($)	3/31/2017 Actual ($)	2016 - 2017 Estimate	2016 - 2017 %Remaining	2017 - 2018 Requested	2017 - 2018 Recommended	2017 - 2018 Approved
356 Register Of Deeds Revenue								
Revenue								
10-356-435600 Register Of Deeds	143,240.00	145,000.00	111,157.00		23	145,000.00	145,000.00	
10-356-435601 Register Of Deeds Excise Tax	66,705.00	70,000.00	63,585.00		9	66,000.00	66,000.00	
10-356-435602 Register Of Deeds Automation	17,271.00	17,000.00	10,666.00		37	19,000.00	19,000.00	
10-356-435603 Marriage Licenses	6,200.00	5,500.00	4,075.00		26	6,000.00	6,000.00	
356 Register Of Deeds Revenue								
Total Revenue	**$233,416.00**	**$237,500.00**	**$189,483.00**			**$236,000.00**	**$236,000.00**	

Account	2015 - 2016 Actual ($)	2016 - 2017 Budget ($)	3/31/2017 Actual ($)	2016 - 2017 Estimate	2016 - 2017 %Remaining	2017 - 2018 Requested	2017 - 2018 Recommended	2017 - 2018 Approved
357 Inspection Fees								
Revenue								
10-357-435709 Homeowner Recovery Fund	-27.00		288.00					
10-357-435710 Inspection Fees	375,862.00	300,000.00	294,656.00		2	300,000.00	300,000.00	
357 Inspection Fees								
Total Revenue	**$375,835.00**	**$300,000.00**	**$294,944.00**			**$300,000.00**	**$300,000.00**	

Account	2015 - 2016 Actual ($)	2016 - 2017 Budget ($)	3/31/2017 Actual ($)	2016 - 2017 Estimate	2016 - 2017 %Remaining	2017 - 2018 Requested	2017 - 2018 Recommended	2017 - 2018 Approved
358 Jail Revenues-Local								
Revenue								
10-358-435800 Jail Fees	22,184.00	17,000.00	14,271.00		16	20,000.00	20,000.00	
10-358-435802 Jail Telephone	31,400.00	35,000.00	31,634.00		10	38,000.00	38,000.00	
10-358-435807 Jail Senior Center Meals	78,466.00	87,000.00	49,416.00		43	79,000.00	79,000.00	
10-358-435814 Jail-Us Marshall	405.00		135.00					
10-358-435815 State Misdemeanant Program	18,711.00	12,000.00	15,865.00		-32	20,000.00	20,000.00	
10-358-435818 Jail Incentive-Esc & Ssh	3,845.00	5,000.00	3,800.00		24	5,000.00	5,000.00	
358 Jail Revenues-Local								
Total Revenue	**$155,011.00**	**$156,000.00**	**$115,121.00**			**$162,000.00**	**$162,000.00**	

Account	2015 - 2016 Actual ($)	2016 - 2017 Budget ($)	3/31/2017 Actual ($)	2016 - 2017 Estimate	2016 - 2017 %Remaining	2017 - 2018 Requested	2017 - 2018 Recommended	2017 - 2018 Approved
359 Sheriff Revenues								
Revenue								
10-359-435901 Sheriff Fees	137,957.00	145,000.00	100,910.00		30	140,000.00	140,000.00	
10-359-435903 Sheriff Iv-D Contract	74,096.00	68,500.00	43,297.00		37	68,500.00	68,500.00	
10-359-435905 Donations Sheriff	-1,731.00		61.00					
10-359-435906 Sheriff Gun Permits	19,840.00	20,000.00	18,240.00		9	18,000.00	18,000.00	
10-359-435908 Sheriff-Clerk Of Court			72.00					
10-359-435912 Sheriff Officer Fees	18,919.00	16,000.00	10,209.00		36	16,000.00	16,000.00	
10-359-435913 Sheriff Finger Print/Transport	5,710.00	5,200.00	3,933.00		24	5,200.00	5,200.00	
10-359-435916 Unauthorized Substance Tax	3,856.00	2,000.00	1,765.00		12	2,000.00	2,000.00	
10-359-435917 Sheriff Interdiction Funds-Fed		9,119.00			100			
10-359-435918 Sheriff Ice Us Customs	1,392.00	750.00	1,416.00		-89	1,200.00	1,200.00	

Account	2015 - 2016 Actual ($)	2016 - 2017 Budget ($)	3/31/2017 Actual ($)	2016 - 2017 Estimate	2016 - 2017 %Remaining	2017 - 2018 Requested	2017 - 2018 Recommended	2017 - 2018 Approved
359 Sheriff Revenues								
Total Revenue	**$260,039.00**	**$266,569.00**	**$179,903.00**			**$250,900.00**	**$250,900.00**	

Account	2015 - 2016 Actual ($)	2016 - 2017 Budget ($)	3/31/2017 Actual ($)	2016 - 2017 Estimate	2016 - 2017 %Remaining	2017 - 2018 Requested	2017 - 2018 Recommended	2017 - 2018 Approved
360 Ambulance Revenues								
Revenue								
10-360-436000 Ambulance Fee-Current Yr	863,256.00	1,125,000.00	746,677.00		34	1,025,000.00	1,025,000.00	
10-360-436001 Ambulance Fees-Prior Yr	676,849.00	600,000.00	414,721.00		31	650,000.00	650,000.00	
10-360-436002 Ambulance Fee -Debt Setoff	63,339.00	50,000.00	43,782.00		12	65,000.00	65,000.00	
360 Ambulance Revenues								
Total Revenue	**$1,603,444.00**	**$1,775,000.00**	**$1,205,180.00**			**$1,740,000.00**	**$1,740,000.00**	

Account	2015 - 2016 Actual ($)	2016 - 2017 Budget ($)	3/31/2017 Actual ($)	2016 - 2017 Estimate	2016 - 2017 %Remaining	2017 - 2018 Requested	2017 - 2018 Recommended	2017 - 2018 Approved
367 Refunds & Reimbursements								
Revenue								
10-367-436702 Insurance Reimbursement	356,846.00	55,000.00	7,344.00		87	50,000.00	50,000.00	
10-367-436704 H L Perry Library Reimb	589,779.00		339,189.00					
10-367-436705 Vc Housing Authority Reimb	219,844.00		153,041.00					
10-367-436707 Kittrell-Elections Reimb	2,291.00					1,280.00	1,280.00	
10-367-436708 Middleburg-Elections Reimb	2,281.00					1,255.00	1,255.00	
10-367-436710 Tourism Administrative Revenue	28,692.00	25,000.00	22,107.00		12	25,000.00	25,000.00	
10-367-436711 Vcs Resource Officers Reimburseme		240,113.00	114,518.00		52	216,672.00	216,672.00	
10-367-436715 Fire Incident Billing Reimburseme	7,450.00	5,000.00	11,307.00		-126	12,500.00	12,500.00	
10-367-436720 Aoc Telephone Reimb	118.00	120.00	85.00		29	120.00	120.00	
367 Refunds & Reimbursements								
Total Revenue	**$1,207,301.00**	**$325,233.00**	**$647,591.00**			**$306,827.00**	**$306,827.00**	

Account	2015 - 2016 Actual ($)	2016 - 2017 Budget ($)	3/31/2017 Actual ($)	2016 - 2017 Estimate	2016 - 2017 %Remaining	2017 - 2018 Requested	2017 - 2018 Recommended	2017 - 2018 Approved
369 Revenue From City Of Hend								
Revenue								
10-369-436900 Elections	63,109.00	45,440.00	33,451.00		26	58,372.00	58,743.00	
10-369-436901 Tax Office	160,745.00	173,265.00	90,215.00		48	163,095.00	171,766.00	
10-369-436904 911 Emergency Center	582,583.00	614,589.00	341,557.00		44	613,056.00	627,355.00	
10-369-436913 Old Library-Rose Ave	32,750.00							
369 Revenue From City Of Hend								
Total Revenue	**$839,187.00**	**$833,294.00**	**$465,223.00**			**$834,523.00**	**$857,864.00**	

Account	2015 - 2016 Actual ($)	2016 - 2017 Budget ($)	3/31/2017 Actual ($)	2016 - 2017 Estimate	2016 - 2017 %Remaining	2017 - 2018 Requested	2017 - 2018 Recommended	2017 - 2018 Approved
370 Miscellaneous Revenues								
Revenue								
10-370-433212 Fire Donations	2.00		155.00					
10-370-433213 Ems Donations			320.00					
10-370-437000 Rent	52,446.00	26,500.00	19,876.00		25	26,500.00	26,500.00	
10-370-437001 Sale-Maps & Ordinances	50.00	150.00			100	50.00	50.00	
10-370-437003 Catv/Video Franchise	156,634.00	135,000.00	65,542.00		51	132,000.00	132,000.00	
10-370-437004 False Alarm Fine County		200.00			100	200.00	200.00	
10-370-437005 Miscellaneous Revenues	9,125.00	10,000.00	38,111.00		-281	15,000.00	15,000.00	
10-370-437010 Cash Over/Short	13.00		-1.00					
10-370-437012 Foy-United Way	1,520.00	2,500.00	1,140.00		54	2,500.00	2,500.00	
10-370-437013 Nypum-United Way	6,480.00	5,500.00	4,860.00		12	5,500.00	5,500.00	

Account	2015 - 2016 Actual ($)	2016 - 2017 Budget ($)	3/31/2017 Actual ($)	2016 - 2017 Estimate	2016 - 2017 %Remaining	2017 - 2018 Requested	2017 - 2018 Recommended	2017 - 2018 Approved
10-370-437014 Finance Vending Machines	106.00	200.00	111.00		44	100.00	100.00	
10-370-437015 Family & Consumer Sciences	150.00							
10-370-437016 Economic Development Donations	12,466.00	12,500.00	13,926.00		-11	12,500.00	12,500.00	
10-370-437020 Smart Start Program	54,657.00	54,657.00	37,949.00		31	54,657.00	54,657.00	
10-370-437024 Lease Proceeds	697,431.00	372,500.00	322,500.00		13	275,000.00	275,000.00	
10-370-437099 Sale-Fixed Assets	14,000.00	35,000.00	1,074.00		97	30,000.00	30,000.00	
10-370-437581 Stepping Up - County Shares			85,000.00			85,000.00	85,000.00	
10-370-437621 False Alarm Fines City	650.00	1,500.00	300.00		80	750.00	750.00	
370 Miscellaneous Revenues								
Total Revenue	**$1,005,730.00**	**$656,207.00**	**$590,863.00**			**$639,757.00**	**$639,757.00**	

Account	2015 - 2016 Actual ($)	2016 - 2017 Budget ($)	3/31/2017 Actual ($)	2016 - 2017 Estimate	2016 - 2017 %Remaining	2017 - 2018 Requested	2017 - 2018 Recommended	2017 - 2018 Approved
380 Grants								
Revenue								
10-380-438001 Friends Of Youth-Djjp	31,819.00	26,424.00	19,818.00		25	32,217.00	32,217.00	
10-380-438003 Emergency Shelter Care	13,718.00	18,000.00	11,670.00		35	16,356.00	16,356.00	
10-380-438006 Governors Crime Grant			15,000.00					
10-380-438009 Jcpc Administrative	4,000.00	6,300.00	3,001.00		52	6,300.00	6,300.00	
10-380-438011 Conflict Mgt(Resolve)-Djjp	-131.00							
10-380-438016 Shift Dss Grant	13,333.00	20,000.00	3,500.00		83	13,333.00	13,333.00	
10-380-438020 Karls Rgp Grant	69,244.00	69,244.00	57,728.00		17	77,937.00	77,937.00	
10-380-438022 Justice Assistance Grant	6,398.00	6,900.00	7,998.00		-16	7,000.00	7,000.00	
10-380-438023 Vest Grant-Federal	4,645.00							
10-380-438027 Progress Energy			2,000.00					

Account	2015 - 2016 Actual ($)	2016 - 2017 Budget ($)	3/31/2017 Actual ($)	2016 - 2017 Estimate	2016 - 2017 %Remaining	2017 - 2018 Requested	2017 - 2018 Recommended	2017 - 2018 Approved
10-380-438030 Community Service/Restitution	112,206.00	101,665.00	48,702.00		52	101,854.00	101,854.00	
10-380-438039 911 Emerg Performance Grant	20,625.00	20,625.00	20,625.00			20,625.00	20,625.00	
10-380-438042 Community Service/Restitution	641.00							
10-380-438047 Abandoned Mobile Home Grant		12,000.00	9,550.00		20			
10-380-438059 911 Emp Grant Supp	17,917.00	17,917.00			100	17,773.00	17,773.00	
10-380-438061 Health Dept Grant			11,077.00					
10-380-438099 Pope Grt-Animal Control	1,000.00		1,000.00					
380 Grants								
Total Revenue	**$295,415.00**	**$299,075.00**	**$211,669.00**			**$293,395.00**	**$293,395.00**	

Account	2015 - 2016 Actual ($)	2016 - 2017 Budget ($)	3/31/2017 Actual ($)	2016 - 2017 Estimate	2016 - 2017 %Remaining	2017 - 2018 Requested	2017 - 2018 Recommended	2017 - 2018 Approved
397 Transfers From Other Fund								
Revenue								
10-397-439717 Transfer From Facilities Fees	43,563.00	40,000.00			100	43,627.00	43,627.00	
10-397-439743 Transfer From Fire Tax	237,666.00	265,899.00	70,875.00		73	271,151.00	271,151.00	
10-397-439745 Transfer From Tourism	53,000.00							
10-397-439760 Transfer From Cr-Schools	327,000.00	965,000.00			100	1,465,000.00	1,465,000.00	
10-397-439761 Transfer From Cr-General	40,227.00							
10-397-439771 Transfer From Ets-Wireless	51,834.00	46,874.00			100	54,145.00	54,145.00	
397 Transfers From Other Fund								
Total Revenue	**$753,290.00**	**$1,317,773.00**	**$70,875.00**			**$1,833,923.00**	**$1,833,923.00**	

Account	2015 - 2016 Actual ($)	2016 - 2017 Budget ($)	3/31/2017 Actual ($)	2016 - 2017 Estimate	2016 - 2017 %Remaining	2017 - 2018 Requested	2017 - 2018 Recommended	2017 - 2018 Approved
399 Fund Balance								
Revenue								
10-399-439900 Fund Balance Appropriated		909,665.00			100		1,095,800.00	
10-399-439902 Fund Balance App-Cap Res		200,000.00			100	200,000.00	200,000.00	
399 Fund Balance								
Total Revenue		**$1,109,665.00**				**$200,000.00**	**$1,295,800.00**	
Report Total Revenue	**$47,301,768.00**	**$48,094,807.00**	**$37,687,401.00**			**$47,873,755.00**	**$49,402,496.00**	

VANCE COUNTY
BUDGET COMPARISON TO PRIOR YEAR
GENERAL FUND
FY 2018 RECOMMENDED EXPENDITURES

DEPARTMENT	FY 2017 CURRENT BUDGET	FY 2018 RECOMMENDED BUDGET	CHANGE	INCREASE/DECREASE EXPLANATION
410 GOVERNING BODY	198,610	249,775	51,165	Increase due to consultant fees for Davneport & Associates (financial advisors) and Mark III (benefits advisors)
430 ELECTIONS	267,293	286,967	19,674	Increase due to municipal elections
440 ADMINISTRATION / FINANCE	866,079	896,712	30,633	Increase due to new Special Projects Coordinator position
450 TAX OFFICE	694,561	652,380	-42,181	Budget is decreasing due to a long-term employee retirement and lower costs for contracted services.
470 LEGAL SERVICES	46,434	46,364	-70	Budget is flat.
480 REGISTER OF DEEDS	260,973	257,573	-3,400	Lower health insurance costs due to an employee transitioning from the county health plan to Medicare.
490 INFORMATION TECHNOLOGY	192,615	262,874	70,259	Increase due to moving GIS Administrator position out of the Planning Dept. over to IT and higher costs for equipment maintenance.
491 ECONOMIC DEVELOPMENT	231,146	226,062	-5,084	Decreased travel expenses.
500 COUNTY ADMINISTRATION BLD	171,134	167,268	-3,866	Decreased non-capitalized assets and insurance costs.

DEPARTMENT	FY 2017 CURRENT BUDGET	FY 2018 RECOMMENDED BUDGET	CHANGE	INCREASE/DECREASE EXPLANATION
501 COUNTY OFFICE BLDG	45,622	44,896	-726	Budget is flat.
502 H.A. DENNIS BLDG	47,506	52,921	5,415	Increased building maintenace budget to do painting upstairs.
503 VANCE MANOR	916	0	-916	Building has been torn down
504 SENIOR CENTER	52,345	49,543	-2,802	Decreased building maintenance budget because FY 17 contained funding for bathroom renovations which have been completed.
505 COURTHOUSE	370,591	376,317	5,726	Increase due to full year funding for the Maintenance Security Specialist position.
506 SOCIAL SERVICES BLDG	109,696	109,246	-450	Budget is flat.
510 SHERIFF'S DEPARTMENT	4,178,696	4,012,082	-166,614	Eliminated one vacant full-time position and reduced the number of new vehicle purchases from five to two.
514 JUSTICE ASSISTANCE GRANT	6,900	7,000	100	Budget based on grant allocation expected.
517 SHERIFF'S INTERDICTION PR	9,119	0	-9,119	Use of drug funds to purchase some needed equipment and departmental supplies. No funds available to spend at this time.
517 SCHOOL RESOURCE OFFICERS	240,113	230,075	-10,038	Going into the second year of this program, we have reduced several line items based on actual costs vs. the projections we used last year prior to the program being implemented.
520 JAIL	3,307,470	3,262,015	-45,455	Eliminated one vacant full-time position.

DEPARTMENT	FY 2017 CURRENT BUDGET	FY 2018 RECOMMENDED BUDGET	CHANGE	INCREASE/DECREASE EXPLANATION
525 ENVIRONMENTAL SERVICES	97,000	80,000	-17,000	Removed expenditure tied to a grant received last year for mobile home removal that we will not be receiving in FY 18.
530 AMBULANCE	2,690,230	2,805,113	114,883	Full year lease purchase cost of ambulance and cardiac monitor purchased in FY 17 and for a new vehicle to be used by the EMS Director.
531 FIRE	1,414,593	1,774,276	359,683	Increase due to the purchase of a new fire engine.
532 FIRE MARSHAL	84,346	90,812	6,466	Includes funds for the purchase of fire inspections software.
541 PLANNING AND DEVELOPMENT	640,189	494,679	-145,510	Budget is decreasing due to freezing of the Commercial Plans Examiner position and moving the GIS Administrator position to the IT Dept.
555 CENTRAL SERVICES	762,486	1,214,161	451,675	Increase is due to setting aside funds for the year one costs of implementing the salary and classification study.
576 SOIL/WATER CONSERVATION	97,870	98,632	762	Budget is flat.
580 MENTAL HEALTH	189,567	274,282	84,715	Budget is up due to Vance County being the fiscal agent for the Stepping Up Initiative program. Budgeting for the expenditures of that program has inflated the budget for this department even though there are no additional county dollars allocated.
590 PUBLIC HEALTH	583,132	662,202	79,070	Increased recurring operating expense allocation to address a funding deficit and a one-time allocation of $40,000 for building maintenance needs.
599 ANIMAL CONTROL	407,677	419,690	12,013	Increase due to higher utility costs at the new shelter facility compared to the prior location.
600 CONTRIBUTIONS OTHER AGENC	1,473,141	1,504,062	30,921	Most agencies were held at the same funding as current year. Increase due to shared costs for Parks and Recreation increasing for employee raises and matching funds needed for KARTS.

DEPARTMENT	FY 2017 CURRENT BUDGET	FY 2018 RECOMMENDED BUDGE	CHANGE	INCREASE/DECREASE EXPLANATION
601 SMART START PROGRAM	54,657	54,657	0	Budget is flat.
604 COOPERATIVE EXTENSION 4-H	16,000	16,000	0	Budget is flat.
605 COOPERATIVE EXTENSION SER	132,070	170,003	37,933	Increase due to mandated funding shift from either 60% State/40% County to 50/50 or 50% State/50% County to 40% State/60% County for several positions.
607 VETERANS SERVICE	115,464	117,124	1,660	Increase in equipment rental costs for new copier/printer.
610 SOCIAL SERVICES	11,752,456	11,202,989	-549,467	Due to anticipated decrease in funding for several programs including foster care and day care.
611 PROGRAM ON AGING	666,449	686,354	19,905	Increase in EDTAP grant funding and contracted services for a nurse to oversee the in-home aid program.
613 DSS VEND MACHINES-FOSTER	6,000	6,000	0	Budget is flat.
615 NUTRITIONAL MEALS PROGRAM	131,756	133,806	2,050	Slightly up because of increased demand for liquid nutrition program.
619 YOUTH SERVICES (NYPUM)	164,766	170,254	5,488	Slight increase due to personnel costs increasing.
620 FRIENDS OF YOUTH	59,094	62,362	3,268	Slight increase due to personnel costs increasing.
621 911 EMERGENCY COMMUNICATI	1,315,765	1,312,466	-3,299	Decreased contracted services because billing for the community alert system is on a biennial cycle.

DEPARTMENT	FY 2017 CURRENT BUDGET	FY 2018 RECOMMENDED BUDGET	CHANGE	INCREASE/DECREASE EXPLANATION
622 FARMER'S MARKET	33,411	33,095	-316	Budget is flat.
681 PUBLIC SCHOOLS	9,197,440	9,697,440	500,000	Increased capital outlay for system wide security upgrades.
683 VANCE-GRANVILLE COMM COLL	1,060,260	1,080,660	20,400	Allocates additional funding to address building maintenance needs, rise in nursing center costs, and additional current expense for physical plant personnel salary increases.
696 TRANSFERS TO OTHR FUNDS	3,551,169	3,951,307	400,138	Increase for debt service on new animal shelter and financing for FY 17 CIP projects. Also, transfer of expected additional tax revenue that is earmarked for school capital outlay.
999 CONTINGENCY	100,000	100,000	0	Same amount as original budget for FY 2017.
TOTALS:	**48,094,807**	**49,402,496**	**1,307,689**	

VANCE COU
ANNUAL BUD T ESTIMATE - REVENUE
FY 2018 BUDGET PROJECTION

	ACTUAL 2015-2016	CURRENT BUDGET 2016-2017	ACTUAL 3/31/2017	REQUESTED 2017-2018	RECOMMENDED 2017-2018	APPROVED 2017-2018
10 General Fund	47,301,768	48,094,807	37,687,401	47,873,755	49,402,496	
16 Water Fund	894,711	1,181,669	462,988	1,157,971	1,157,971	
17 Facilities Fees	77,851	78,075	47,339	71,080	71,080	
20 Debt Service Fund	1,070,374	859,383	98	969,297	969,297	
21 Debt Service-Schools	1,834,238	1,604,051	0	1,572,469	1,572,469	
30 Solid Waste Enterprise Fund	2,269,757	2,241,811	2,098,663	2,288,324	2,288,324	
40 Revaluation Fund	78,750	241,088	984	281,688	281,688	
41 Retirement/Pension Reserve	21,042	374,755	1,928	359,750	359,750	
43 Fire Tax	756,014	745,851	733,646	746,851	746,851	
45 Room Occupancy Tax	454,100	357,106	364,565	414,277	414,277	
47 Economic Development	212,153	622,901	33,179	103,600	103,600	
60 Capital Reserve School Fund	2,870,469	2,636,231	2,092,588	3,037,469	3,037,469	
61 Capital Reserve General Fund	429,409	200,300	478	302,000	303,750	
71 Emerg.Telephone System-Wireles	652,265	459,341	308,134	511,458	511,458	
SUBTOTAL	58,922,901	59,697,369	43,831,991	59,689,989	61,220,480	
LESS CONTRIBUTIONS TO OTHER FUNDS	-3,730,521	-3,551,169	-1,215,912	-3,951,307	-3,951,307	
TOTAL	55,192,380	56,146,200	42,616,079	55,738,682	57,269,173	

VANCE COU
ANNUAL BUD T ESTIMATE - EXPENDITURE
FY 2018 BUDGET PROJECTION

	ACTUAL 2015-2016	CURRENT BUDGET 2016-2017	ACTUAL 3/31/2017	REQUESTED 2017-2018	RECOMMENDED 2017-2018	APPROVED 2017-2018
10 General Fund	45,324,258	48,094,807	33,207,884	51,288,274	49,402,496	
16 Water Fund	1,140,185	1,181,669	390,414	1,157,971	1,157,971	
17 Facilities Fees	77,850	78,075	20,990	71,080	71,080	
20 Debt Service Fund	1,069,503	859,383	570,312	969,297	969,297	
21 Debt Service-Schools	1,790,631	1,604,051	1,470,714	1,572,469	1,572,469	
30 Solid Waste Enterprise Fund	2,242,557	2,241,811	1,526,546	2,268,104	2,288,324	
40 Revaluation Fund	283,485	241,088	0	281,688	281,688	
41 Retirement/Pension Reserve	0	374,755	0	359,750	359,750	
43 Fire Tax	700,598	745,851	431,276	746,851	746,851	
45 Room Occupancy Tax	353,518	357,106	261,829	414,060	414,277	
47 Economic Development	25,380	622,901	25,380	103,600	103,600	
60 Capital Reserve School Fund	2,230,646	2,636,231	224,016	3,037,469	3,037,469	
61 Capital Reserve General Fund	269,256	200,300	242,533	302,000	303,750	
71 Emerg.Telephone System-Wireles	565,212	459,341	528,496	412,635	511,458	
SUBTOTAL	56,073,079	59,697,369	38,900,390	62,985,248	61,220,480	
LESS CONTRIBUTIONS TO OTHER FUNDS	-3,730,521	-3,551,169	-1,215,912	-3,951,307	-3,951,307	
TOTAL	52,342,558	56,146,200	37,684,478	59,033,941	57,269,173	

*Inactive Accounts Excluded
Budget Version 1 (BV 1) = Fy2018 Budget Projection
Budget Version 2 (BV 2) = Fy2017 Budget Projection
Budget Version 3 (BV 3) = Fy2016 Budget Projection
Budget Version 4 (BV 4) = Fy2015 Budget Projection
Budget Version 5 (BV 5) = Fy2014 Budget Projection

	BV 1 ($)	BV 2 ($)	BV 3 ($)	BV 4 ($)	BV 5 ($)
301 Ad Valorem Taxes					
Revenue Subtotal	**$23,891,602.00**	**$23,607,507.00**	**$23,209,940.00**	**$22,599,969.00**	**$21,819,664.00**
315 Vehicle Rental Tax					
Revenue Subtotal	**$31,000.00**	**$30,000.00**	**$26,500.00**	**$26,500.00**	**$29,500.00**
325 Privilege License					
Revenue Subtotal	**$3,000.00**	**$3,000.00**	**$3,000.00**	**$6,500.00**	**$6,500.00**
329 Investment Earnings					
Revenue Subtotal	**$3,000.00**	**$2,300.00**	**$2,500.00**	**$6,000.00**	**$3,500.00**
332 Animal Control Fees					
Revenue Subtotal	**$64,700.00**	**$67,700.00**	**$64,400.00**	**$43,800.00**	**$78,600.00**
333 Co-Operative Extension Re					
Revenue Subtotal	**$12,500.00**	**$13,850.00**	**$13,350.00**	**$14,075.00**	**$6,775.00**
334 4-H Revenue					
Revenue Subtotal	**$7,500.00**	**$8,500.00**	**$11,800.00**	**$12,350.00**	**$19,650.00**
342 Planning Fees					
Revenue Subtotal	**$29,000.00**	**$32,750.00**	**$36,500.00**	**$36,700.00**	**$29,000.00**
345 Local Government Sales Ta					
Revenue Subtotal	**$8,574,244.00**	**$8,016,424.00**	**$7,484,741.00**	**$7,163,000.00**	**$6,853,660.00**
346 State Revenues					
Revenue Subtotal	**$163,600.00**	**$173,600.00**	**$159,225.00**	**$158,350.00**	**$162,100.00**
347 Abc Revenues					
Revenue Subtotal	**$140,000.00**	**$39,500.00**	**$37,000.00**	**$28,000.00**	**$26,700.00**

*Inactive Accounts Excluded
Budget Version 1 (BV 1) = Fy2018 Budget Projection
Budget Version 2 (BV 2) = Fy2017 Budget Projection
Budget Version 3 (BV 3) = Fy2016 Budget Projection
Budget Version 4 (BV 4) = Fy2015 Budget Projection
Budget Version 5 (BV 5) = Fy2014 Budget Projection

	BV 1 ($)	BV 2 ($)	BV 3 ($)	BV 4 ($)	BV 5 ($)
348 Dss State Revenues					
Revenue Subtotal	**$8,028,574.00**	**$8,290,285.00**	**$8,151,923.00**	**$7,647,604.00**	**$7,134,298.00**
349 Dss Federal Revenues					
Revenue Subtotal	**$426,810.00**	**$426,575.00**	**$361,150.00**	**$347,150.00**	**$345,682.00**
350 Dss Local Revenues					
Revenue Subtotal	**$58,500.00**	**$54,500.00**	**$51,600.00**	**$36,100.00**	**$38,300.00**
353 Federal Revenues					
Revenue Subtotal	**$52,000.00**	**$52,000.00**	**$53,000.00**	**$53,000.00**	**$71,000.00**
356 Register Of Deeds Revenue					
Revenue Subtotal	**$236,000.00**	**$237,500.00**	**$231,800.00**	**$236,500.00**	**$235,800.00**
357 Inspection Fees					
Revenue Subtotal	**$300,000.00**	**$300,000.00**	**$270,000.00**	**$250,500.00**	**$225,000.00**
358 Jail Revenues-Local					
Revenue Subtotal	**$162,000.00**	**$156,000.00**	**$157,500.00**	**$151,250.00**	**$146,500.00**
359 Sheriff Revenues					
Revenue Subtotal	**$250,900.00**	**$266,569.00**	**$271,619.00**	**$323,650.00**	**$321,350.00**
360 Ambulance Revenues					
Revenue Subtotal	**$1,740,000.00**	**$1,775,000.00**	**$1,644,475.00**	**$1,592,654.00**	**$1,505,000.00**
367 Refunds & Reimbursements					
Revenue Subtotal	**$306,827.00**	**$325,233.00**	**$82,875.00**	**$50,108.00**	**$48,817.00**
369 Revenue From City Of Hend					
Revenue Subtotal	**$857,864.00**	**$833,294.00**	**$865,475.00**	**$806,098.00**	**$803,895.00**

*Inactive Accounts Excluded
Budget Version 1 (BV 1) = Fy2018 Budget Projection
Budget Version 2 (BV 2) = Fy2017 Budget Projection
Budget Version 3 (BV 3) = Fy2016 Budget Projection
Budget Version 4 (BV 4) = Fy2015 Budget Projection
Budget Version 5 (BV 5) = Fy2014 Budget Projection

	BV 1 ($)	BV 2 ($)	BV 3 ($)	BV 4 ($)	BV 5 ($)
370 Miscellaneous Revenues					
Revenue Subtotal	**$639,757.00**	**$656,207.00**	**$651,255.00**	**$1,074,421.00**	**$818,229.00**
380 Grants					
Revenue Subtotal	**$293,395.00**	**$299,075.00**	**$254,828.00**	**$283,162.00**	**$256,002.00**
397 Transfers From Other Fund					
Revenue Subtotal	**$1,833,923.00**	**$1,317,773.00**	**$545,762.00**	**$649,755.00**	**$743,072.00**
399 Fund Balance					
Revenue Subtotal	**$1,295,800.00**	**$1,109,665.00**	**$1,129,498.00**	**$556,411.00**	**$877,702.00**
10 General Fund					
Revenue Subtotal	**$49,402,496.00**	**$48,094,807.00**	**$45,771,716.00**	**$44,153,607.00**	**$42,606,296.00**

*Inactive Accounts Excluded
Budget Version 1 (BV 1) = Fy2018 Budget Projection
Budget Version 2 (BV 2) = Fy2017 Budget Projection
Budget Version 3 (BV 3) = Fy2016 Budget Projection
Budget Version 4 (BV 4) = Fy2015 Budget Projection
Budget Version 5 (BV 5) = Fy2014 Budget Projection

	BV 1 ($)	BV 2 ($)	BV 3 ($)	BV 4 ($)	BV 5 ($)
329 Investment Earnings					
Revenue Subtotal	**$1,000.00**	**$200.00**	**$20.00**	**$20.00**	**$60.00**
367 Refunds & Reimbursements					
Revenue Subtotal	**$16,504.00**	**$16,040.00**	**$16,040.00**	**$14,266.00**	**$15,500.00**
375 Water Revenues					
Revenue Subtotal	**$727,000.00**	**$647,720.00**	**$536,540.00**	**$319,640.00**	**$21,176.00**
376 Water Other Revenues					
Revenue Subtotal	**$16,500.00**	**$16,500.00**	**$16,950.00**	**$6,400.00**	**$12,500.00**
397 Transfers From Other Fund					
Revenue Subtotal	**$396,967.00**	**$501,209.00**	**$396,414.00**	**$188,979.00**	**$0.00**
399 Fund Balance					
Revenue Subtotal	**$0.00**	**$0.00**	**$0.00**	**$0.00**	**$21,500.00**
16 Water Fund					
Revenue Subtotal	**$1,157,971.00**	**$1,181,669.00**	**$965,964.00**	**$529,305.00**	**$70,736.00**

*Inactive Accounts Excluded
Budget Version 1 (BV 1) = Fy2018 Budget Projection
Budget Version 2 (BV 2) = Fy2017 Budget Projection
Budget Version 3 (BV 3) = Fy2016 Budget Projection
Budget Version 4 (BV 4) = Fy2015 Budget Projection
Budget Version 5 (BV 5) = Fy2014 Budget Projection

	BV 1 ($)	BV 2 ($)	BV 3 ($)	BV 4 ($)	BV 5 ($)
329 Investment Earnings					
Revenue Subtotal	**$80.00**	**$75.00**	**$100.00**	**$188.00**	**$200.00**
351 Court Fees & Charges					
Revenue Subtotal	**$71,000.00**	**$78,000.00**	**$73,078.00**	**$78,000.00**	**$80,000.00**
17 Facilities Fees					
Revenue Subtotal	**$71,080.00**	**$78,075.00**	**$73,178.00**	**$78,188.00**	**$80,200.00**

*Inactive Accounts Excluded
Budget Version 1 (BV 1) = Fy2018 Budget Projection
Budget Version 2 (BV 2) = Fy2017 Budget Projection
Budget Version 3 (BV 3) = Fy2016 Budget Projection
Budget Version 4 (BV 4) = Fy2015 Budget Projection
Budget Version 5 (BV 5) = Fy2014 Budget Projection

	BV 1 ($)	BV 2 ($)	BV 3 ($)	BV 4 ($)	BV 5 ($)
329 Investment Earnings					
Revenue Subtotal	**$100.00**	**$100.00**	**$5.00**	**$5.00**	**$25.00**
397 Transfers From Other Fund					
Revenue Subtotal	**$969,197.00**	**$859,283.00**	**$1,069,502.00**	**$1,119,921.00**	**$1,083,306.00**
20 Debt Service Fund					
Revenue Subtotal	**$969,297.00**	**$859,383.00**	**$1,069,507.00**	**$1,119,926.00**	**$1,083,331.00**

*Inactive Accounts Excluded
Budget Version 1 (BV 1) = Fy2018 Budget Projection
Budget Version 2 (BV 2) = Fy2017 Budget Projection
Budget Version 3 (BV 3) = Fy2016 Budget Projection
Budget Version 4 (BV 4) = Fy2015 Budget Projection
Budget Version 5 (BV 5) = Fy2014 Budget Projection

	BV 1 ($)	BV 2 ($)	BV 3 ($)	BV 4 ($)	BV 5 ($)
397 Transfers From Other Fund					
Revenue Subtotal	**$1,572,469.00**	**$1,604,051.00**	**$1,856,090.00**	**$1,986,566.00**	**$2,162,177.00**
21 Debt Service-Schools					
Revenue Subtotal	**$1,572,469.00**	**$1,604,051.00**	**$1,856,090.00**	**$1,986,566.00**	**$2,162,177.00**

*Inactive Accounts Excluded
Budget Version 1 (BV 1) = Fy2018 Budget Projection
Budget Version 2 (BV 2) = Fy2017 Budget Projection
Budget Version 3 (BV 3) = Fy2016 Budget Projection
Budget Version 4 (BV 4) = Fy2015 Budget Projection
Budget Version 5 (BV 5) = Fy2014 Budget Projection

	BV 1 ($)	BV 2 ($)	BV 3 ($)	BV 4 ($)	BV 5 ($)
329 Investment Earnings					
Revenue Subtotal	**$0.00**	**$0.00**	**$0.00**	**$0.00**	**$35.00**
367 Refunds & Reimbursements					
Revenue Subtotal	**$500.00**	**$500.00**	**$500.00**	**$5,500.00**	**$5,900.00**
390 Solid Waste Revenues					
Revenue Subtotal	**$2,169,800.00**	**$2,156,800.00**	**$2,139,300.00**	**$2,091,613.00**	**$2,093,973.00**
399 Fund Balance					
Revenue Subtotal	**$118,024.00**	**$84,511.00**	**$39,870.00**	**$5,659.00**	**$0.00**
30 Solid Waste Enterprise Fund					
Revenue Subtotal	**$2,288,324.00**	**$2,241,811.00**	**$2,179,670.00**	**$2,102,772.00**	**$2,099,908.00**

*Inactive Accounts Excluded
Budget Version 1 (BV 1) = Fy2018 Budget Projection
Budget Version 2 (BV 2) = Fy2017 Budget Projection
Budget Version 3 (BV 3) = Fy2016 Budget Projection
Budget Version 4 (BV 4) = Fy2015 Budget Projection
Budget Version 5 (BV 5) = Fy2014 Budget Projection

	BV 1 ($)	BV 2 ($)	BV 3 ($)	BV 4 ($)	BV 5 ($)
329 Investment Earnings					
Revenue Subtotal	**$1,000.00**	**$450.00**	**$450.00**	**$480.00**	**$720.00**
397 Transfers From Other Fund					
Revenue Subtotal	**$40,600.00**	**$60,625.00**	**$78,125.00**	**$37,000.00**	**$87,000.00**
399 Fund Balance					
Revenue Subtotal	**$240,088.00**	**$180,013.00**	**$486,163.00**	**$525,908.00**	**$437,509.00**
40 Revaluation Fund					
Revenue Subtotal	**$281,688.00**	**$241,088.00**	**$564,738.00**	**$563,388.00**	**$525,229.00**

*Inactive Accounts Excluded
Budget Version 1 (BV 1) = Fy2018 Budget Projection
Budget Version 2 (BV 2) = Fy2017 Budget Projection
Budget Version 3 (BV 3) = Fy2016 Budget Projection
Budget Version 4 (BV 4) = Fy2015 Budget Projection
Budget Version 5 (BV 5) = Fy2014 Budget Projection

	BV 1 ($)	BV 2 ($)	BV 3 ($)	BV 4 ($)	BV 5 ($)
329 Investment Earnings					
Revenue Subtotal	**$1,750.00**	**$500.00**	**$275.00**	**$300.00**	**$500.00**
397 Transfers From Other Fund					
Revenue Subtotal	**$0.00**	**$0.00**	**$20,000.00**	**$20,000.00**	**$20,000.00**
399 Fund Balance					
Revenue Subtotal	**$358,000.00**	**$374,255.00**	**$334,480.00**	**$314,180.00**	**$294,050.00**
41 Retirement/Pension Reserve					
Revenue Subtotal	**$359,750.00**	**$374,755.00**	**$354,755.00**	**$334,480.00**	**$314,550.00**

*Inactive Accounts Excluded
Budget Version 1 (BV 1) = Fy2018 Budget Projection
Budget Version 2 (BV 2) = Fy2017 Budget Projection
Budget Version 3 (BV 3) = Fy2016 Budget Projection
Budget Version 4 (BV 4) = Fy2015 Budget Projection
Budget Version 5 (BV 5) = Fy2014 Budget Projection

	BV 1 ($)	BV 2 ($)	BV 3 ($)	BV 4 ($)	BV 5 ($)
303 Fire Tax					
Revenue Subtotal	**$746,851.00**	**$745,851.00**	**$701,491.00**	**$658,500.00**	**$646,400.00**
399 Fund Balance					
Revenue Subtotal	**$0.00**	**$0.00**	**$0.00**	**$41,578.00**	**$77,148.00**
43 Fire Tax					
Revenue Subtotal	**$746,851.00**	**$745,851.00**	**$701,491.00**	**$700,078.00**	**$723,548.00**

*Inactive Accounts Excluded
Budget Version 1 (BV 1) = Fy2018 Budget Projection
Budget Version 2 (BV 2) = Fy2017 Budget Projection
Budget Version 3 (BV 3) = Fy2016 Budget Projection
Budget Version 4 (BV 4) = Fy2015 Budget Projection
Budget Version 5 (BV 5) = Fy2014 Budget Projection

	BV 1 ($)	BV 2 ($)	BV 3 ($)	BV 4 ($)	BV 5 ($)
314 Room Occupancy Tax					
Revenue Subtotal	**$395,202.00**	**$338,611.00**	**$325,000.00**	**$305,000.00**	**$325,000.00**
329 Investment Earnings					
Revenue Subtotal	**$225.00**	**$145.00**	**$15.00**	**$0.00**	**$50.00**
370 Miscellaneous Revenues					
Revenue Subtotal	**$18,850.00**	**$18,350.00**	**$21,850.00**	**$20,500.00**	**$22,000.00**
397 Transfers From Other Fund					
Revenue Subtotal	**$0.00**	**$0.00**	**$0.00**	**$0.00**	**$66,667.00**
399 Fund Balance					
Revenue Subtotal	**$0.00**	**$0.00**	**$92,291.00**	**$110,258.00**	**$105,967.00**
45 Room Occupancy Tax					
Revenue Subtotal	**$414,277.00**	**$357,106.00**	**$439,156.00**	**$435,758.00**	**$519,684.00**

*Inactive Accounts Excluded
Budget Version 1 (BV 1) = Fy2018 Budget Projection
Budget Version 2 (BV 2) = Fy2017 Budget Projection
Budget Version 3 (BV 3) = Fy2016 Budget Projection
Budget Version 4 (BV 4) = Fy2015 Budget Projection
Budget Version 5 (BV 5) = Fy2014 Budget Projection

	BV 1 ($)	BV 2 ($)	BV 3 ($)	BV 4 ($)	BV 5 ($)
370 Miscellaneous Revenues					
Revenue Subtotal	**$3,600.00**	**$3,600.00**	**$3,600.00**	**$0.00**	**$0.00**
380 Grants					
Revenue Subtotal	**$0.00**	**$182,873.00**	**$182,873.00**	**$182,873.00**	**$182,873.00**
397 Transfers From Other Fund					
Revenue Subtotal	**$100,000.00**	**$100,000.00**	**$0.00**	**$0.00**	**$0.00**
399 Fund Balance					
Revenue Subtotal	**$0.00**	**$336,428.00**	**$433,955.00**	**$330,321.00**	**$137,155.00**
47 Economic Development					
Revenue Subtotal	**$103,600.00**	**$622,901.00**	**$620,428.00**	**$513,194.00**	**$320,028.00**

*Inactive Accounts Excluded
Budget Version 1 (BV 1) = Fy2018 Budget Projection
Budget Version 2 (BV 2) = Fy2017 Budget Projection
Budget Version 3 (BV 3) = Fy2016 Budget Projection
Budget Version 4 (BV 4) = Fy2015 Budget Projection
Budget Version 5 (BV 5) = Fy2014 Budget Projection

	BV 1 ($)	BV 2 ($)	BV 3 ($)	BV 4 ($)	BV 5 ($)
329 Investment Earnings					
Revenue Subtotal	**$2,000.00**	**$1,200.00**	**$75.00**	**$80.00**	**$400.00**
367 Refunds & Reimbursements					
Revenue Subtotal	**$514,804.00**	**$528,121.00**	**$857,889.00**	**$780,753.00**	**$735,761.00**
397 Transfers From Other Fund					
Revenue Subtotal	**$2,142,893.00**	**$1,897,232.00**	**$1,848,819.00**	**$1,768,949.00**	**$1,684,500.00**
399 Fund Balance					
Revenue Subtotal	**$377,772.00**	**$209,678.00**	**$0.00**	**$0.00**	**$7,810.00**
60 Capital Reserve School Fund					
Revenue Subtotal	**$3,037,469.00**	**$2,636,231.00**	**$2,706,783.00**	**$2,549,782.00**	**$2,428,471.00**

*Inactive Accounts Excluded
Budget Version 1 (BV 1) = Fy2018 Budget Projection
Budget Version 2 (BV 2) = Fy2017 Budget Projection
Budget Version 3 (BV 3) = Fy2016 Budget Projection
Budget Version 4 (BV 4) = Fy2015 Budget Projection
Budget Version 5 (BV 5) = Fy2014 Budget Projection

	BV 1 ($)	BV 2 ($)	BV 3 ($)	BV 4 ($)	BV 5 ($)
329 Investment Earnings					
Revenue Subtotal	**$350.00**	**$300.00**	**$18.00**	**$18.00**	**$150.00**
397 Transfers From Other Fund					
Revenue Subtotal	**$303,400.00**	**$200,000.00**	**$429,011.00**	**$239,282.00**	**$247,010.00**
399 Fund Balance					
Revenue Subtotal	**$0.00**	**$0.00**	**$0.00**	**$11,000.00**	**$0.00**
61 Capital Reserve General Fund					
Revenue Subtotal	**$303,750.00**	**$200,300.00**	**$429,029.00**	**$250,300.00**	**$247,160.00**

*Inactive Accounts Excluded
Budget Version 1 (BV 1) = Fy2018 Budget Projection
Budget Version 2 (BV 2) = Fy2017 Budget Projection
Budget Version 3 (BV 3) = Fy2016 Budget Projection
Budget Version 4 (BV 4) = Fy2015 Budget Projection
Budget Version 5 (BV 5) = Fy2014 Budget Projection

	BV 1 ($)	BV 2 ($)	BV 3 ($)	BV 4 ($)	BV 5 ($)
329 Investment Earnings					
Revenue Subtotal	**$1,500.00**	**$1,200.00**	**$50.00**	**$50.00**	**$300.00**
371 Telephone Surcharges					
Revenue Subtotal	**$509,958.00**	**$458,141.00**	**$651,169.00**	**$450,000.00**	**$369,177.00**
399 Fund Balance					
Revenue Subtotal	**$0.00**	**$0.00**	**$95,681.00**	**$171,166.00**	**$332,405.00**
71 Emerg.Telephone System-Wireles					
Revenue Subtotal	**$511,458.00**	**$459,341.00**	**$746,900.00**	**$621,216.00**	**$701,882.00**
REPORT TOTAL REVENUE	**$61,220,480.00**	**$59,697,369.00**	**$58,479,405.00**	**$55,938,560.00**	**$53,883,200.00**

*Inactive Accounts Excluded
Budget Version 1 (BV 1) = Fy2018 Budget Projection
Budget Version 2 (BV 2) = Fy2017 Budget Projection
Budget Version 3 (BV 3) = Fy2016 Budget Projection
Budget Version 4 (BV 4) = Fy2015 Budget Projection
Budget Version 5 (BV 5) = Fy2014 Budget Projection

	BV 1 ($)	BV 2 ($)	BV 3 ($)	BV 4 ($)	BV 5 ($)
410 Governing Body					
Expenditure Subtotal	**$249,775.00**	**$198,610.00**	**$197,336.00**	**$197,258.00**	**$204,358.00**
430 Elections					
Expenditure Subtotal	**$286,967.00**	**$267,293.00**	**$348,932.00**	**$239,308.00**	**$249,133.00**
440 Administration / Finance					
Expenditure Subtotal	**$896,712.00**	**$866,079.00**	**$908,761.00**	**$831,719.00**	**$793,698.00**
450 Tax Office					
Expenditure Subtotal	**$652,380.00**	**$694,561.00**	**$697,606.00**	**$694,189.00**	**$606,676.00**
460 Community Improvement					
Expenditure Subtotal	**$0.00**	**$0.00**	**$0.00**	**$0.00**	**$19,420.00**
470 Legal Services					
Expenditure Subtotal	**$46,364.00**	**$46,434.00**	**$46,419.00**	**$22,870.00**	**$21,961.00**
480 Register Of Deeds					
Expenditure Subtotal	**$257,573.00**	**$260,973.00**	**$256,060.00**	**$270,317.00**	**$243,031.00**
490 Information Technology					
Expenditure Subtotal	**$262,874.00**	**$192,615.00**	**$163,580.00**	**$130,582.00**	**$145,867.00**
491 Economic Development					
Expenditure Subtotal	**$226,062.00**	**$231,146.00**	**$205,798.00**	**$207,792.00**	**$212,209.00**
500 County Administration Bld					
Expenditure Subtotal	**$167,268.00**	**$171,134.00**	**$151,039.00**	**$140,760.00**	**$138,262.00**
501 County Office Bldg					
Expenditure Subtotal	**$44,896.00**	**$45,622.00**	**$45,123.00**	**$43,006.00**	**$43,938.00**

*Inactive Accounts Excluded
Budget Version 1 (BV 1) = Fy2018 Budget Projection
Budget Version 2 (BV 2) = Fy2017 Budget Projection
Budget Version 3 (BV 3) = Fy2016 Budget Projection
Budget Version 4 (BV 4) = Fy2015 Budget Projection
Budget Version 5 (BV 5) = Fy2014 Budget Projection

	BV 1 ($)	BV 2 ($)	BV 3 ($)	BV 4 ($)	BV 5 ($)
502 H.A. Dennis Bldg					
Expenditure Subtotal	**$52,921.00**	**$47,506.00**	**$49,428.00**	**$46,495.00**	**$44,668.00**
503 Vance Manor					
Expenditure Subtotal	**$0.00**	**$916.00**	**$886.00**	**$897.00**	**$978.00**
504 Senior Center					
Expenditure Subtotal	**$49,543.00**	**$52,345.00**	**$41,528.00**	**$40,965.00**	**$32,476.00**
505 Courthouse					
Expenditure Subtotal	**$376,317.00**	**$370,591.00**	**$319,784.00**	**$307,629.00**	**$300,394.00**
506 Social Services Bldg					
Expenditure Subtotal	**$109,246.00**	**$109,696.00**	**$107,971.00**	**$106,666.00**	**$104,547.00**
510 Sheriff'S Department					
Expenditure Subtotal	**$4,012,082.00**	**$4,178,696.00**	**$4,235,611.00**	**$4,142,113.00**	**$4,023,818.00**
514 Justice Assistance Grant					
Expenditure Subtotal	**$7,000.00**	**$6,900.00**	**$6,900.00**	**$6,500.00**	**$10,000.00**
517 Sheriff'S Interdiction Pr					
Expenditure Subtotal	**$0.00**	**$9,119.00**	**$9,119.00**	**$46,500.00**	**$37,000.00**
518 School Resource Officers					
Expenditure Subtotal	**$230,075.00**	**$240,113.00**	**$0.00**	**$0.00**	**$0.00**
520 Jail					
Expenditure Subtotal	**$3,262,015.00**	**$3,307,470.00**	**$3,243,199.00**	**$3,167,554.00**	**$3,128,857.00**
525 Environmental Services					
Expenditure Subtotal	**$80,000.00**	**$97,000.00**	**$33,000.00**	**$40,600.00**	**$36,700.00**

*Inactive Accounts Excluded
Budget Version 1 (BV 1) = Fy2018 Budget Projection
Budget Version 2 (BV 2) = Fy2017 Budget Projection
Budget Version 3 (BV 3) = Fy2016 Budget Projection
Budget Version 4 (BV 4) = Fy2015 Budget Projection
Budget Version 5 (BV 5) = Fy2014 Budget Projection

	BV 1 ($)	BV 2 ($)	BV 3 ($)	BV 4 ($)	BV 5 ($)
530 Ambulance					
Expenditure Subtotal	**$2,805,113.00**	**$2,690,230.00**	**$2,159,428.00**	**$3,119,216.00**	**$2,855,102.00**
531 Fire Dept					
Expenditure Subtotal	**$1,774,276.00**	**$1,414,593.00**	**$1,090,492.00**	**$0.00**	**$0.00**
532 Fire Marshal					
Expenditure Subtotal	**$90,812.00**	**$84,346.00**	**$0.00**	**$0.00**	**$0.00**
541 Planning And Development					
Expenditure Subtotal	**$494,679.00**	**$640,189.00**	**$688,470.00**	**$691,777.00**	**$647,630.00**
555 Central Services					
Expenditure Subtotal	**$1,214,161.00**	**$762,486.00**	**$682,486.00**	**$658,511.00**	**$764,834.00**
576 Soil/Water Conservation					
Expenditure Subtotal	**$98,632.00**	**$97,870.00**	**$94,945.00**	**$101,204.00**	**$97,520.00**
580 Mental Health					
Expenditure Subtotal	**$274,282.00**	**$189,567.00**	**$189,501.00**	**$189,492.00**	**$188,462.00**
590 Public Health					
Expenditure Subtotal	**$662,202.00**	**$583,132.00**	**$428,998.00**	**$328,655.00**	**$403,589.00**
599 Animal Control					
Expenditure Subtotal	**$419,690.00**	**$407,677.00**	**$377,501.00**	**$387,330.00**	**$339,380.00**
600 Contributions Other Agenc					
Expenditure Subtotal	**$1,504,062.00**	**$1,473,141.00**	**$1,425,372.00**	**$1,420,677.00**	**$1,383,887.00**
601 Smart Start Program					
Expenditure Subtotal	**$54,657.00**	**$54,657.00**	**$56,611.00**	**$56,477.00**	**$56,272.00**

*Inactive Accounts Excluded
Budget Version 1 (BV 1) = Fy2018 Budget Projection
Budget Version 2 (BV 2) = Fy2017 Budget Projection
Budget Version 3 (BV 3) = Fy2016 Budget Projection
Budget Version 4 (BV 4) = Fy2015 Budget Projection
Budget Version 5 (BV 5) = Fy2014 Budget Projection

	BV 1 ($)	BV 2 ($)	BV 3 ($)	BV 4 ($)	BV 5 ($)
602 4-H Pullet Chain					
Expenditure Subtotal	**$0.00**	**$0.00**	**$3,025.00**	**$3,025.00**	**$3,025.00**
604 Cooperative Extension 4-H					
Expenditure Subtotal	**$16,000.00**	**$16,000.00**	**$18,700.00**	**$14,700.00**	**$14,700.00**
605 Cooperative Extension Ser					
Expenditure Subtotal	**$170,003.00**	**$132,070.00**	**$134,199.00**	**$124,385.00**	**$143,467.00**
607 Veterans Service					
Expenditure Subtotal	**$117,124.00**	**$115,464.00**	**$63,852.00**	**$59,509.00**	**$60,220.00**
609 4H Robotics					
Expenditure Subtotal	**$0.00**	**$0.00**	**$3,800.00**	**$3,800.00**	**$3,800.00**
610 Social Services					
Expenditure Subtotal	**$11,202,989.00**	**$11,752,456.00**	**$11,431,652.00**	**$10,966,599.00**	**$10,379,077.00**
611 Program On Aging					
Expenditure Subtotal	**$686,354.00**	**$666,449.00**	**$635,792.00**	**$637,167.00**	**$627,918.00**
613 Dss Vend Machines-Foster					
Expenditure Subtotal	**$6,000.00**	**$6,000.00**	**$6,000.00**	**$6,000.00**	**$4,500.00**
615 Nutritional Meals Program					
Expenditure Subtotal	**$133,806.00**	**$131,756.00**	**$152,413.00**	**$149,394.00**	**$148,193.00**
618 Conflict Mgt Serv. (Resol					
Expenditure Subtotal	**$0.00**	**$0.00**	**$3,800.00**	**$6,575.00**	**$5,965.00**
619 Youth Services (Nypum)					
Expenditure Subtotal	**$170,254.00**	**$164,766.00**	**$160,021.00**	**$160,398.00**	**$170,628.00**

*Inactive Accounts Excluded
Budget Version 1 (BV 1) = Fy2018 Budget Projection
Budget Version 2 (BV 2) = Fy2017 Budget Projection
Budget Version 3 (BV 3) = Fy2016 Budget Projection
Budget Version 4 (BV 4) = Fy2015 Budget Projection
Budget Version 5 (BV 5) = Fy2014 Budget Projection

	BV 1 ($)	BV 2 ($)	BV 3 ($)	BV 4 ($)	BV 5 ($)
620 Friends Of Youth					
Expenditure Subtotal	**$62,362.00**	**$59,094.00**	**$57,359.00**	**$54,967.00**	**$45,347.00**
621 911 Emergency Communicati					
Expenditure Subtotal	**$1,312,466.00**	**$1,315,765.00**	**$1,293,956.00**	**$1,232,209.00**	**$1,194,538.00**
622 Farmer'S Market					
Expenditure Subtotal	**$33,095.00**	**$33,411.00**	**$31,111.00**	**$31,593.00**	**$0.00**
681 Public Schools					
Expenditure Subtotal	**$9,697,440.00**	**$9,197,440.00**	**$8,859,440.00**	**$8,758,440.00**	**$8,707,940.00**
683 Vance-Granville Comm Coll					
Expenditure Subtotal	**$1,080,660.00**	**$1,060,260.00**	**$1,011,260.00**	**$1,011,260.00**	**$976,260.00**
696 Transfers To Othr Funds					
Expenditure Subtotal	**$3,951,307.00**	**$3,551,169.00**	**$3,543,452.00**	**$3,063,195.00**	**$2,867,459.00**
999 Contingency					
Expenditure Subtotal	**$100,000.00**	**$100,000.00**	**$100,000.00**	**$233,332.00**	**$90,000.00**
10 General Fund					
Expenditure Subtotal	**$49,402,496.00**	**$48,094,807.00**	**$45,771,716.00**	**$44,153,607.00**	**$42,577,704.00**

*Inactive Accounts Excluded
Budget Version 1 (BV 1) = Fy2018 Budget Projection
Budget Version 2 (BV 2) = Fy2017 Budget Projection
Budget Version 3 (BV 3) = Fy2016 Budget Projection
Budget Version 4 (BV 4) = Fy2015 Budget Projection
Budget Version 5 (BV 5) = Fy2014 Budget Projection

	BV 1 ($)	BV 2 ($)	BV 3 ($)	BV 4 ($)	BV 5 ($)
660 Non-Departmental					
Expenditure Subtotal	**$523,333.00**	**$526,535.00**	**$351,535.00**	**$0.00**	**$0.00**
665 Public Works					
Expenditure Subtotal	**$634,638.00**	**$655,134.00**	**$614,429.00**	**$340,326.00**	**$70,736.00**
696 Transfers To Othr Funds					
Expenditure Subtotal	**$0.00**	**$0.00**	**$0.00**	**$188,979.00**	**$0.00**
16 Water Fund					
Expenditure Subtotal	**$1,157,971.00**	**$1,181,669.00**	**$965,964.00**	**$529,305.00**	**$70,736.00**

*Inactive Accounts Excluded
Budget Version 1 (BV 1) = Fy2018 Budget Projection
Budget Version 2 (BV 2) = Fy2017 Budget Projection
Budget Version 3 (BV 3) = Fy2016 Budget Projection
Budget Version 4 (BV 4) = Fy2015 Budget Projection
Budget Version 5 (BV 5) = Fy2014 Budget Projection

	BV 1 ($)	BV 2 ($)	BV 3 ($)	BV 4 ($)	BV 5 ($)
515 Court Facilities					
Expenditure Subtotal	**$71,080.00**	**$78,075.00**	**$73,178.00**	**$78,188.00**	**$80,200.00**
17 Facilities Fees					
Expenditure Subtotal	**$71,080.00**	**$78,075.00**	**$73,178.00**	**$78,188.00**	**$80,200.00**

*Inactive Accounts Excluded
Budget Version 1 (BV 1) = Fy2018 Budget Projection
Budget Version 2 (BV 2) = Fy2017 Budget Projection
Budget Version 3 (BV 3) = Fy2016 Budget Projection
Budget Version 4 (BV 4) = Fy2015 Budget Projection
Budget Version 5 (BV 5) = Fy2014 Budget Projection

	BV 1 ($)	BV 2 ($)	BV 3 ($)	BV 4 ($)	BV 5 ($)
660 Non-Departmental					
Expenditure Subtotal	**$969,297.00**	**$859,383.00**	**$1,069,507.00**	**$1,289,305.00**	**$1,083,331.00**
20 Debt Service Fund					
Expenditure Subtotal	**$969,297.00**	**$859,383.00**	**$1,069,507.00**	**$1,289,305.00**	**$1,083,331.00**

*Inactive Accounts Excluded
Budget Version 1 (BV 1) = Fy2018 Budget Projection
Budget Version 2 (BV 2) = Fy2017 Budget Projection
Budget Version 3 (BV 3) = Fy2016 Budget Projection
Budget Version 4 (BV 4) = Fy2015 Budget Projection
Budget Version 5 (BV 5) = Fy2014 Budget Projection

	BV 1 ($)	BV 2 ($)	BV 3 ($)	BV 4 ($)	BV 5 ($)
660 Non-Departmental					
Expenditure Subtotal	**$1,572,469.00**	**$1,604,051.00**	**$1,856,090.00**	**$1,986,566.00**	**$2,162,177.00**
21 Debt Service-Schools					
Expenditure Subtotal	**$1,572,469.00**	**$1,604,051.00**	**$1,856,090.00**	**$1,986,566.00**	**$2,162,177.00**

*Inactive Accounts Excluded
Budget Version 1 (BV 1) = Fy2018 Budget Projection
Budget Version 2 (BV 2) = Fy2017 Budget Projection
Budget Version 3 (BV 3) = Fy2016 Budget Projection
Budget Version 4 (BV 4) = Fy2015 Budget Projection
Budget Version 5 (BV 5) = Fy2014 Budget Projection

	BV 1 ($)	BV 2 ($)	BV 3 ($)	BV 4 ($)	BV 5 ($)
608 Sanitation					
Expenditure Subtotal	**$2,288,324.00**	**$2,241,811.00**	**$2,179,670.00**	**$2,102,772.00**	**$2,099,908.00**
30 Solid Waste Enterprise Fund					
Expenditure Subtotal	**$2,288,324.00**	**$2,241,811.00**	**$2,179,670.00**	**$2,102,772.00**	**$2,099,908.00**

*Inactive Accounts Excluded
Budget Version 1 (BV 1) = Fy2018 Budget Projection
Budget Version 2 (BV 2) = Fy2017 Budget Projection
Budget Version 3 (BV 3) = Fy2016 Budget Projection
Budget Version 4 (BV 4) = Fy2015 Budget Projection
Budget Version 5 (BV 5) = Fy2014 Budget Projection

	BV 1 ($)	BV 2 ($)	BV 3 ($)	BV 4 ($)	BV 5 ($)
690 Property Revaluation					
Expenditure Subtotal	**$281,688.00**	**$241,088.00**	**$564,738.00**	**$563,388.00**	**$525,229.00**
40 Revaluation Fund					
Expenditure Subtotal	**$281,688.00**	**$241,088.00**	**$564,738.00**	**$563,388.00**	**$525,229.00**

*Inactive Accounts Excluded
Budget Version 1 (BV 1) = Fy2018 Budget Projection
Budget Version 2 (BV 2) = Fy2017 Budget Projection
Budget Version 3 (BV 3) = Fy2016 Budget Projection
Budget Version 4 (BV 4) = Fy2015 Budget Projection
Budget Version 5 (BV 5) = Fy2014 Budget Projection

	BV 1 ($)	BV 2 ($)	BV 3 ($)	BV 4 ($)	BV 5 ($)
660 Non-Departmental					
Expenditure Subtotal	**$359,750.00**	**$374,755.00**	**$354,755.00**	**$334,480.00**	**$314,550.00**
41 Retirement/Pension Reserve					
Expenditure Subtotal	**$359,750.00**	**$374,755.00**	**$354,755.00**	**$334,480.00**	**$314,550.00**

*Inactive Accounts Excluded
Budget Version 1 (BV 1) = Fy2018 Budget Projection
Budget Version 2 (BV 2) = Fy2017 Budget Projection
Budget Version 3 (BV 3) = Fy2016 Budget Projection
Budget Version 4 (BV 4) = Fy2015 Budget Projection
Budget Version 5 (BV 5) = Fy2014 Budget Projection

	BV 1 ($)	BV 2 ($)	BV 3 ($)	BV 4 ($)	BV 5 ($)
354 Voluntary Fire Department					
Expenditure Subtotal	**$746,851.00**	**$745,851.00**	**$701,491.00**	**$700,078.00**	**$723,548.00**
43 Fire Tax					
Expenditure Subtotal	**$746,851.00**	**$745,851.00**	**$701,491.00**	**$700,078.00**	**$723,548.00**

*Inactive Accounts Excluded
Budget Version 1 (BV 1) = Fy2018 Budget Projection
Budget Version 2 (BV 2) = Fy2017 Budget Projection
Budget Version 3 (BV 3) = Fy2016 Budget Projection
Budget Version 4 (BV 4) = Fy2015 Budget Projection
Budget Version 5 (BV 5) = Fy2014 Budget Projection

	BV 1 ($)	BV 2 ($)	BV 3 ($)	BV 4 ($)	BV 5 ($)
412 Tourism Visitors Center					
Expenditure Subtotal	**$10,550.00**	**$0.00**	**$10,550.00**	**$10,548.00**	**$68,355.00**
413 Tourism					
Expenditure Subtotal	**$403,727.00**	**$357,106.00**	**$428,606.00**	**$425,210.00**	**$451,329.00**
45 Room Occupancy Tax					
Expenditure Subtotal	**$414,277.00**	**$357,106.00**	**$439,156.00**	**$435,758.00**	**$519,684.00**

*Inactive Accounts Excluded
Budget Version 1 (BV 1) = Fy2018 Budget Projection
Budget Version 2 (BV 2) = Fy2017 Budget Projection
Budget Version 3 (BV 3) = Fy2016 Budget Projection
Budget Version 4 (BV 4) = Fy2015 Budget Projection
Budget Version 5 (BV 5) = Fy2014 Budget Projection

	BV 1 ($)	BV 2 ($)	BV 3 ($)	BV 4 ($)	BV 5 ($)
445 Construction, Redevelopme					
Expenditure Subtotal	**$103,600.00**	**$622,901.00**	**$620,428.00**	**$513,194.00**	**$320,028.00**
47 Economic Development					
Expenditure Subtotal	**$103,600.00**	**$622,901.00**	**$620,428.00**	**$513,194.00**	**$320,028.00**

*Inactive Accounts Excluded
Budget Version 1 (BV 1) = Fy2018 Budget Projection
Budget Version 2 (BV 2) = Fy2017 Budget Projection
Budget Version 3 (BV 3) = Fy2016 Budget Projection
Budget Version 4 (BV 4) = Fy2015 Budget Projection
Budget Version 5 (BV 5) = Fy2014 Budget Projection

	BV 1 ($)	BV 2 ($)	BV 3 ($)	BV 4 ($)	BV 5 ($)
681 Public Schools					
Expenditure Subtotal	**$3,037,469.00**	**$2,636,231.00**	**$2,706,783.00**	**$2,549,782.00**	**$2,428,471.00**
60 Capital Reserve School Fund					
Expenditure Subtotal	**$3,037,469.00**	**$2,636,231.00**	**$2,706,783.00**	**$2,549,782.00**	**$2,428,471.00**

*Inactive Accounts Excluded
Budget Version 1 (BV 1) = Fy2018 Budget Projection
Budget Version 2 (BV 2) = Fy2017 Budget Projection
Budget Version 3 (BV 3) = Fy2016 Budget Projection
Budget Version 4 (BV 4) = Fy2015 Budget Projection
Budget Version 5 (BV 5) = Fy2014 Budget Projection

	BV 1 ($)	BV 2 ($)	BV 3 ($)	BV 4 ($)	BV 5 ($)
660 Non-Departmental					
Expenditure Subtotal	**$303,750.00**	**$200,300.00**	**$429,029.00**	**$250,300.00**	**$247,160.00**
61 Capital Reserve General Fund					
Expenditure Subtotal	**$303,750.00**	**$200,300.00**	**$429,029.00**	**$250,300.00**	**$247,160.00**

*Inactive Accounts Excluded
Budget Version 1 (BV 1) = Fy2018 Budget Projection
Budget Version 2 (BV 2) = Fy2017 Budget Projection
Budget Version 3 (BV 3) = Fy2016 Budget Projection
Budget Version 4 (BV 4) = Fy2015 Budget Projection
Budget Version 5 (BV 5) = Fy2014 Budget Projection

	BV 1 ($)	BV 2 ($)	BV 3 ($)	BV 4 ($)	BV 5 ($)
751 Wireless Communications					
Expenditure Subtotal	**$511,458.00**	**$459,341.00**	**$746,900.00**	**$621,216.00**	**$701,882.00**
71 Emerg.Telephone System-Wireles					
Expenditure Subtotal	**$511,458.00**	**$459,341.00**	**$746,900.00**	**$621,216.00**	**$701,882.00**
REPORT TOTAL EXPENDITURE	**$61,220,480.00**	**$59,697,369.00**	**$58,479,405.00**	**$56,107,939.00**	**$53,854,608.00**

Account	2015 - 2016 Actual ($)	2016 - 2017 Budget ($)	3/31/2017 Actual ($)	2016 - 2017 Estimate	2016 - 2017 %Remaining	2017 - 2018 Requested	2017 - 2018 Recommended	2017 - 2018 Approved
410 Governing Body								
Expenditure								
10-410-500002 Part-Time Salaries	51,480.00	52,944.00	39,708.00		25	52,944.00	52,944.00	
10-410-500005 Fica Expense	3,744.00	4,051.00	2,883.00		29	4,051.00	4,051.00	
10-410-500006 Group Insurance	35,180.00	42,245.00	29,098.00		31	40,194.00	40,194.00	
10-410-500010 Professional Services	54,225.00	47,000.00	84,313.00		-79	100,000.00	100,000.00	
10-410-500014 Travel/Training	22,285.00	30,000.00	26,568.00		11	30,000.00	30,000.00	
10-410-500016 Maintenance Equipment		608.00			100	608.00		
10-410-500026 Advertising	5,966.00	5,000.00	2,678.00		46	5,000.00	5,000.00	
10-410-500032 Office Supplies	524.00	250.00	128.00		49	250.00	250.00	
10-410-500033 Departmental Supplies	1,523.00	750.00	698.00		7	750.00	750.00	
10-410-500037 Workmens Comp Insurance	943.00	1,038.00	958.00		8	1,162.00	1,162.00	

Account	2015 - 2016 Actual ($)	2016 - 2017 Budget ($)	3/31/2017 Actual ($)	2016 - 2017 Estimate	2016 - 2017 %Remaining	2017 - 2018 Requested	2017 - 2018 Recommended	2017 - 2018 Approved
10-410-500045 Contracted Services	16,280.00		495.00			500.00	500.00	
10-410-500053 Dues & Subscriptions	12,703.00	13,500.00	13,603.00		-1	13,800.00	13,800.00	
10-410-500054 Insurance & Bonds	1,112.00	1,224.00	658.00		46	724.00	724.00	
10-410-500112 Jury Selection Expense	506.00					400.00	400.00	
410 Governing Body								
Total Expenditure	**$206,471.00**	**$198,610.00**	**$201,788.00**			**$250,383.00**	**$249,775.00**	**$249,775.00**

Account	2015 - 2016 Actual ($)	2016 - 2017 Budget ($)	3/31/2017 Actual ($)	2016 - 2017 Estimate	2016 - 2017 %Remaining	2017 - 2018 Requested	2017 - 2018 Recommended	2017 - 2018 Approved
430 Elections								
Expenditure								
10-430-500001 Regular Salaries	74,487.00	74,856.00	62,069.00		17	75,996.00	75,996.00	
10-430-500002 Part-Time Salaries	73,122.00	56,387.00	53,183.00		6	70,891.00	60,321.00	
10-430-500004 Longevity Pay	400.00	500.00	500.00			500.00	500.00	
10-430-500005 Fica Expense	8,262.00	6,652.00	6,456.00		3	6,707.00	6,710.00	
10-430-500006 Group Insurance	17,585.00	19,368.00	14,335.00		26	21,936.00	19,140.00	
10-430-500007 Retirement Local Gov'T	5,070.00	5,539.00	4,593.00		17	5,767.00	5,807.00	
10-430-500011 Telephone & Postage	9,551.00	8,250.00	7,556.00		8	5,367.00	5,367.00	
10-430-500014 Travel/Training	6,687.00	7,500.00	4,597.00		39	7,250.00	7,250.00	
10-430-500016 Maintenance Equipment	27,220.00	27,221.00	28,564.00		-5	27,940.00	27,940.00	
10-430-500021 Equipment Rental	17,474.00	9,260.00	11,295.00		-22	14,505.00	14,505.00	

Account	2015 - 2016 Actual ($)	2016 - 2017 Budget ($)	3/31/2017 Actual ($)	2016 - 2017 Estimate	2016 - 2017 %Remaining	2017 - 2018 Requested	2017 - 2018 Recommended	2017 - 2018 Approved
10-430-500026 Advertising	4,537.00	1,800.00	2,494.00		-39	4,590.00	4,590.00	
10-430-500032 Office Supplies	7,051.00	3,000.00	2,406.00		20	4,475.00	4,475.00	
10-430-500033 Dept Supplies City	3,139.00					9,630.00	7,080.00	
10-430-500034 Other Supply/Materials	43,912.00	42,520.00	24,777.00		42	35,772.00	35,772.00	
10-430-500037 Workmens Comp Insurance	343.00	377.00	350.00		7	422.00	425.00	
10-430-500038 Unemployment Insurance	37.00		5.00					
10-430-500045 Contracted Services	4,380.00	1,800.00	2,100.00		-17	4,680.00	5,210.00	
10-430-500053 Dues & Subscriptions	172.00	110.00	20.00		82	110.00	110.00	
10-430-500054 Insurance & Bonds	1,221.00	1,253.00	708.00		43	778.00	779.00	
10-430-500074 Capital Outlay	5,335.00							
10-430-500085 Non-Capitalized Assets		900.00	930.00		-3			

Account	2015 - 2016 Actual ($)	2016 - 2017 Budget ($)	3/31/2017 Actual ($)	2016 - 2017 Estimate	2016 - 2017 %Remaining	2017 - 2018 Requested	2017 - 2018 Recommended	2017 - 2018 Approved
10-430-500114 Equipmental Rental-City	6,938.00					6,290.00	3,145.00	
10-430-500118 Advertising City	847.00					3,690.00	1,845.00	
430 Elections								
Total Expenditure	**$317,770.00**	**$267,293.00**	**$226,938.00**			**$307,296.00**	**$286,967.00**	**$286,967.00**

Account	2015 - 2016 Actual ($)	2016 - 2017 Budget ($)	3/31/2017 Actual ($)	2016 - 2017 Estimate	2016 - 2017 %Remaining	2017 - 2018 Requested	2017 - 2018 Recommended	2017 - 2018 Approved
440 Administration / Finance								
Expenditure								
10-440-500001 Regular Salaries	494,148.00	574,740.00	405,027.00		30	612,240.00	612,240.00	
10-440-500002 Part-Time Salaries	91,059.00		17,128.00					
10-440-500003 Overtime	2,700.00		1,928.00					
10-440-500004 Longevity Pay	2,800.00	2,750.00	2,700.00		2	3,050.00	3,050.00	
10-440-500005 Fica Expense	44,349.00	44,178.00	32,416.00		27	47,070.00	47,070.00	
10-440-500006 Group Insurance	88,369.00	90,301.00	67,861.00		25	101,916.00	101,916.00	
10-440-500007 Retirement Local Gov'T	33,826.00	42,446.00	30,069.00		29	46,701.00	46,701.00	
10-440-500011 Telephone & Postage	947.00	1,300.00	1,119.00		14	1,775.00	1,775.00	
10-440-500014 Travel/Training	16,271.00	17,700.00	16,442.00		7	12,000.00	12,000.00	
10-440-500016 Maintenance Equipment	24,853.00	25,500.00	24,474.00		4	25,000.00	25,000.00	

Account	2015 - 2016 Actual ($)	2016 - 2017 Budget ($)	3/31/2017 Actual ($)	2016 - 2017 Estimate	2016 - 2017 %Remaining	2017 - 2018 Requested	2017 - 2018 Recommended	2017 - 2018 Approved
10-440-500021 Equipment Rental	960.00	1,000.00	665.00		34	1,000.00	1,000.00	
10-440-500032 Office Supplies	14,758.00	10,500.00	8,466.00		19	10,500.00	10,500.00	
10-440-500037 Workmens Comp Insurance	1,754.00	1,730.00	1,608.00		7	1,950.00	1,950.00	
10-440-500045 Contracted Services	18,475.00	43,840.00	33,484.00		24	26,250.00	26,250.00	
10-440-500053 Dues & Subscriptions	475.00	400.00	1,530.00		-283	1,500.00	1,500.00	
10-440-500054 Insurance & Bonds	3,117.00	3,394.00	1,911.00		44	2,260.00	2,260.00	
10-440-500085 Non-Capitalized Assets	1,368.00	800.00	1,066.00		-33			
10-440-500088 Bank Service Charges	6,114.00	5,500.00	1,091.00		80	3,500.00	3,500.00	
440 Administration / Finance								
Total Expenditure	**$846,343.00**	**$866,079.00**	**$648,985.00**			**$896,712.00**	**$896,712.00**	**$896,712.00**

Account	2015 - 2016 Actual ($)	2016 - 2017 Budget ($)	3/31/2017 Actual ($)	2016 - 2017 Estimate	2016 - 2017 %Remaining	2017 - 2018 Requested	2017 - 2018 Recommended	2017 - 2018 Approved
450 Tax Office								
Expenditure								
10-450-500001 Regular Salaries	346,721.00	351,744.00	235,587.00		33	330,924.00	330,924.00	
10-450-500004 Longevity Pay	2,650.00	2,900.00	900.00		69	1,850.00	1,850.00	
10-450-500005 Fica Expense	26,427.00	27,130.00	17,900.00		34	25,457.00	25,457.00	
10-450-500006 Group Insurance	76,935.00	87,156.00	61,324.00		30	98,712.00	86,130.00	
10-450-500007 Retirement Local Gov'T	23,653.00	26,066.00	17,358.00		33	25,257.00	25,257.00	
10-450-500011 Telephone & Postage	646.00	5,000.00	6,540.00		-31	6,000.00	6,000.00	
10-450-500014 Travel/Training	4,132.00	5,000.00	7,118.00		-42	10,000.00	8,000.00	
10-450-500016 Maintenance Equipment	1,017.00	1,200.00	997.00		17	1,200.00	1,000.00	
10-450-500017 Maintenance Vehicles		300.00	22.00		93	300.00	300.00	
10-450-500021 Equipment Rental	1,700.00	1,600.00	1,198.00		25	1,600.00	1,600.00	

	2015 - 2016	2016 - 2017	3/31/2017	2016 - 2017		2017 - 2018		
Account	**Actual ($)**	**Budget ($)**	**Actual ($)**	**Estimate**	**%Remaining**	**Requested**	**Recommended**	**Approved**
10-450-500026 Advertising	4,672.00	5,700.00	914.00		84	5,700.00	5,200.00	
10-450-500031 Auto Supplies	269.00	1,000.00	731.00		27	1,000.00	1,000.00	
10-450-500032 Office Supplies	6,752.00	9,000.00	4,719.00		48	8,000.00	8,000.00	
10-450-500033 Fire District Supplies			40.00					
10-450-500034 Other Supplies & Materials		300.00			100	500.00	500.00	
10-450-500037 Workmens Comp Insurance	2,611.00	2,872.00	2,578.00		10	3,125.00	3,125.00	
10-450-500044 Special Contracted Services	70,269.00	80,000.00	28,267.00		65	75,000.00	70,000.00	
10-450-500045 Contracted Services	63,752.00	85,000.00	58,440.00		31	84,000.00	74,000.00	
10-450-500053 Dues & Subscriptions	225.00	170.00	155.00		9	300.00	300.00	
10-450-500054 Insurance & Bonds	2,653.00	2,423.00	1,988.00		18	2,400.00	2,637.00	
10-450-500085 Non-Capitalized Assets	3,079.00					1,000.00	1,000.00	

Account	2015 - 2016 Actual ($)	2016 - 2017 Budget ($)	3/31/2017 Actual ($)	2016 - 2017 Estimate	2016 - 2017 %Remaining	2017 - 2018 Requested	2017 - 2018 Recommended	2017 - 2018 Approved
10-450-500088 Bank Service Charges	89.00						100.00	
450 Tax Office								
Total Expenditure	**$638,252.00**	**$694,561.00**	**$446,776.00**			**$682,325.00**	**$652,380.00**	**$652,380.00**

Account	2015 - 2016 Actual ($)	2016 - 2017 Budget ($)	3/31/2017 Actual ($)	2016 - 2017 Estimate	2016 - 2017 %Remaining	2017 - 2018 Requested	2017 - 2018 Recommended	2017 - 2018 Approved
470 Legal Services								
Expenditure								
10-470-500014 Travel/Training	240.00	250.00	240.00		4	250.00	250.00	
10-470-500044 Special Contracted Services	9,907.00	40,000.00	72,148.00		-80	40,000.00	40,000.00	
10-470-500045 Contracted Services	6,000.00	6,000.00	4,500.00		25	6,000.00	6,000.00	
10-470-500054 Insurance & Bonds	167.00	184.00	103.00		44	114.00	114.00	
470 Legal Services								
Total Expenditure	**$16,314.00**	**$46,434.00**	**$76,991.00**			**$46,364.00**	**$46,364.00**	**$46,364.00**

Account	2015 - 2016 Actual ($)	2016 - 2017 Budget ($)	3/31/2017 Actual ($)	2016 - 2017 Estimate	2016 - 2017 %Remaining	2017 - 2018 Requested	2017 - 2018 Recommended	2017 - 2018 Approved
480 Register Of Deeds								
Expenditure								
10-480-500001 Regular Salaries	140,726.00	141,420.00	106,602.00		25	143,568.00	143,568.00	
10-480-500004 Longevity Pay	1,000.00	1,200.00	200.00		83	1,300.00	1,300.00	
10-480-500005 Fica Expense	10,718.00	10,911.00	8,076.00		26	11,082.00	11,082.00	
10-480-500006 Group Insurance	35,032.00	38,736.00	25,168.00		35	38,208.00	34,014.00	
10-480-500007 Retirement Local Gov'T	9,595.00	10,483.00	7,839.00		25	10,995.00	10,995.00	
10-480-500011 Telephone & Postage	427.00	500.00	335.00		33	500.00	500.00	
10-480-500014 Travel/Training	1,648.00	1,800.00	1,656.00		8	1,800.00	1,800.00	
10-480-500016 Maintenance Equipment	220.00	500.00	340.00		32	500.00	500.00	
10-480-500021 Equipment Rental	41,125.00	41,000.00	29,944.00		27	41,000.00	41,000.00	
10-480-500032 Office Supplies	6,463.00	6,400.00	6,561.00		-3	6,400.00	6,400.00	

Account	2015 - 2016 Actual ($)	2016 - 2017 Budget ($)	3/31/2017 Actual ($)	2016 - 2017 Estimate	2016 - 2017 %Remaining	2017 - 2018 Requested	2017 - 2018 Recommended	2017 - 2018 Approved
10-480-500037 Workmens Comp Insurance	387.00	426.00	397.00		7	482.00	482.00	
10-480-500045 Contracted Services	9,297.00							
10-480-500053 Dues & Subscriptions	350.00	400.00	325.00		19	400.00	400.00	
10-480-500054 Insurance & Bonds	2,823.00	3,197.00	2,474.00		23	3,517.00	2,732.00	
10-480-500085 Non-Capitalized Assets	2,074.00	1,200.00	1,250.00		-4			
10-480-500108 Supplemental Retirement	2,951.00	2,800.00	1,976.00		29	2,800.00	2,800.00	
480 Register Of Deeds								
Total Expenditure	**$264,836.00**	**$260,973.00**	**$193,143.00**			**$262,552.00**	**$257,573.00**	**$257,573.00**

Account	2015 - 2016 Actual ($)	2016 - 2017 Budget ($)	3/31/2017 Actual ($)	2016 - 2017 Estimate	2016 - 2017 %Remaining	2017 - 2018 Requested	2017 - 2018 Recommended	2017 - 2018 Approved
490 Information Technology								
Expenditure								
10-490-500001 Regular Salaries	85,629.00	106,836.00	98,378.00		8	146,988.00	151,428.00	
10-490-500004 Longevity Pay	100.00	250.00	250.00			350.00	350.00	
10-490-500005 Fica Expense	6,553.00	8,193.00	7,529.00		8	11,271.36	11,612.00	
10-490-500006 Group Insurance	12,348.00	19,368.00	18,074.00		7	32,556.00	28,374.00	
10-490-500007 Retirement	5,804.00	7,871.00	7,239.00		8	11,182.95	11,520.00	
10-490-500011 Telephone & Postage	54.00	100.00	48.00		52	100.00	75.00	
10-490-500014 Travel/Training	377.00	2,750.00	859.00		69	3,000.00	3,000.00	
10-490-500016 Maintenance Equipment			5,978.00			6,000.00	10,100.00	
10-490-500026 Advertising	199.00		249.00					
10-490-500032 Office Supplies	161.00	150.00	65.00		57	150.00	150.00	

Account	2015 - 2016 Actual ($)	2016 - 2017 Budget ($)	3/31/2017 Actual ($)	2016 - 2017 Estimate	2016 - 2017 %Remaining	2017 - 2018 Requested	2017 - 2018 Recommended	2017 - 2018 Approved
10-490-500033 Departmental Supplies	2,446.00	1,200.00	1,937.00		-61	1,000.00	1,200.00	
10-490-500037 Workmens Comp Insurance	247.00	272.00	408.00		-50	494.19	495.00	
10-490-500045 Contracted Services	14,544.00	20,300.00	21,407.00		-5	22,000.00	22,000.00	
10-490-500054 Insurance & Bonds	375.00		336.00			375.00	370.00	
10-490-500074 Capital Outlay	10,456.00	7,100.00	5,933.00		16	12,750.00	12,750.00	
10-490-500085 Non-Capitalized Assets	9,754.00	18,225.00	6,856.00		62	9,450.00	9,450.00	
490 Information Technology								
Total Expenditure	**$149,047.00**	**$192,615.00**	**$175,546.00**			**$257,667.50**	**$262,874.00**	**$262,874.00**

Account	2015 - 2016 Actual ($)	2016 - 2017 Budget ($)	3/31/2017 Actual ($)	2016 - 2017 Estimate	2016 - 2017 %Remaining	2017 - 2018 Requested	2017 - 2018 Recommended	2017 - 2018 Approved
491 Economic Development								
Expenditure								
10-491-500001 Regular Salaries	105,714.00	109,020.00	82,176.00		25	110,664.00	110,664.00	
10-491-500004 Longevity Pay	100.00	150.00	150.00			300.00	300.00	
10-491-500005 Fica Expense	8,562.00	8,352.00	6,616.00		21	8,488.00	8,489.00	
10-491-500006 Group Insurance	12,336.00	12,829.00	11,191.00		13	12,829.00	15,198.00	
10-491-500007 Retirement Local Gov T	7,164.00	8,024.00	6,043.00		25	8,144.00	8,423.00	
10-491-500011 Telephone & Postage	8,790.00	10,150.00	6,203.00		39	10,350.00	8,800.00	
10-491-500014 Travel/Training	9,543.00	10,400.00	7,715.00		26	10,400.00	9,100.00	
10-491-500016 Maintenance Equipment	348.00	750.00	459.00		39	750.00	750.00	
10-491-500021 Equipment Rental	2,451.00	3,000.00	1,737.00		42	2,000.00	2,500.00	
10-491-500026 Advertising	6,203.00	14,250.00	11,700.00		18	26,200.00	14,500.00	

Account	2015 - 2016 Actual ($)	2016 - 2017 Budget ($)	3/31/2017 Actual ($)	2016 - 2017 Estimate	2016 - 2017 %Remaining	2017 - 2018 Requested	2017 - 2018 Recommended	2017 - 2018 Approved
10-491-500032 Office Supplies	998.00	900.00	366.00		59	900.00	900.00	
10-491-500033 Departmental Supplies	615.00	1,000.00	61.00		94	1,000.00	700.00	
10-491-500037 Workmens Comp Insurance	1,553.00	1,708.00	1,573.00		8	1,708.00	1,908.00	
10-491-500038 Unemployment Insurance			3,330.00					
10-491-500045 Contracted Services	4,692.00	1,200.00	280.00		77	1,200.00	1,200.00	
10-491-500053 Dues & Subscriptions	9,995.00	15,452.00	59.00		100	16,211.00	14,923.00	
10-491-500054 Insurance & Bonds	414.00	455.00	288.00		37	455.00	317.00	
10-491-500068 Special Events	850.00	19,106.00	6,791.00		64	19,070.00	12,390.00	
10-491-500090 Edc Funds Restricted	4,720.00							
10-491-500102 Rent	14,400.00	14,400.00	10,800.00		25	15,000.00	15,000.00	
491 Economic Development								
Total Expenditure	**$199,448.00**	**$231,146.00**	**$157,538.00**			**$245,669.00**	**$226,062.00**	**$226,062.00**

Account	2015 - 2016 Actual ($)	2016 - 2017 Budget ($)	3/31/2017 Actual ($)	2016 - 2017 Estimate	2016 - 2017 %Remaining	2017 - 2018 Requested	2017 - 2018 Recommended	2017 - 2018 Approved
500 County Administration Bld								
Expenditure								
10-500-500001 Regular Salaries	35,265.00	34,890.00	26,753.00		23	35,430.00	35,430.00	
10-500-500002 Part-Time Salaries	14,990.00	24,278.00	18,060.00		26	24,278.00	24,278.00	
10-500-500004 Longevity Pay		150.00	50.00		67	200.00	200.00	
10-500-500005 Fica Expense	3,830.00	4,538.00	3,421.00		25	4,885.00	4,583.00	
10-500-500006 Group Insurance	13,189.00	14,526.00	10,751.00		26	16,452.00	14,355.00	
10-500-500007 Retirement Local Gov T	2,347.00	2,575.00	1,934.00		25	2,770.00	2,705.00	
10-500-500013 Utilities	27,974.00	29,000.00	19,873.00		31	29,000.00	29,000.00	
10-500-500015 Maintenance Building & Grounds	42,301.00	35,000.00	34,600.00		1	36,500.00	35,000.00	
10-500-500033 Departmental Supplies	7,996.00	6,500.00	4,132.00		36	6,500.00	6,500.00	
10-500-500037 Workmens Comp Insurance	1,732.00	2,778.00	1,932.00		30	2,083.00	2,343.00	

Account	2015 - 2016 Actual ($)	2016 - 2017 Budget ($)	3/31/2017 Actual ($)	2016 - 2017 Estimate	2016 - 2017 %Remaining	2017 - 2018 Requested	2017 - 2018 Recommended	2017 - 2018 Approved
10-500-500054 Insurance & Bonds	11,494.00	12,644.00	8,994.00		29	13,908.00	9,894.00	
10-500-500057 Pest Control	1,020.00	1,080.00	865.00		20	1,180.00	1,180.00	
10-500-500085 Non-Capitalized Assets		3,175.00	2,657.00		16	18,850.00	1,800.00	
500 County Administration Bld								
Total Expenditure	**$162,138.00**	**$171,134.00**	**$134,022.00**			**$192,036.00**	**$167,268.00**	**$167,268.00**

Account	2015 - 2016 Actual ($)	2016 - 2017 Budget ($)	3/31/2017 Actual ($)	2016 - 2017 Estimate	2016 - 2017 %Remaining	2017 - 2018 Requested	2017 - 2018 Recommended	2017 - 2018 Approved
501 County Office Bldg								
Expenditure								
10-501-500002 Part-Time Salaries	10,009.00	10,028.00	7,541.00		25	10,028.00	10,029.00	
10-501-500005 Fica Expense	766.00	767.00	577.00		25	767.00	768.00	
10-501-500013 Utilities	15,114.00	18,000.00	10,627.00		41	19,000.00	17,500.00	
10-501-500015 Maintenance Building & Grounds	7,552.00	6,500.00	5,511.00		15	6,500.00	6,500.00	
10-501-500033 Departmental Supplies	2,475.00	2,600.00	1,644.00		37	600.00	2,600.00	
10-501-500037 Workmens Comp Insurance	348.00	383.00	354.00		8	429.00	430.00	
10-501-500038 Unemployment Insurance						4,300.00		
10-501-500045 Contracted Services	4,996.00	4,300.00	3,590.00		17	2,500.00	4,500.00	
10-501-500054 Insurance & Bonds	1,949.00	2,144.00	1,517.00		29	2,066.00	1,669.00	
10-501-500057 Pest Control	1,330.00	900.00	560.00		38	900.00	900.00	

Account	2015 - 2016 Actual ($)	2016 - 2017 Budget ($)	3/31/2017 Actual ($)	2016 - 2017 Estimate	2016 - 2017 %Remaining	2017 - 2018 Requested	2017 - 2018 Recommended	2017 - 2018 Approved
501 County Office Bldg								
Total Expenditure	**$44,539.00**	**$45,622.00**	**$31,921.00**			**$47,090.00**	**$44,896.00**	**$44,896.00**

Account	2015 - 2016 Actual ($)	2016 - 2017 Budget ($)	3/31/2017 Actual ($)	2016 - 2017 Estimate	2016 - 2017 %Remaining	2017 - 2018 Requested	2017 - 2018 Recommended	2017 - 2018 Approved
502 H.A. Dennis Bldg								
Expenditure								
10-502-500002 Part Time Salaries	8,868.00	9,360.00	6,860.00		27	9,360.00	9,361.00	
10-502-500005 Fica Expense	678.00	716.00	525.00		27	717.00	717.00	
10-502-500013 Utilities	16,665.00	18,000.00	13,157.00		27	20,000.00	18,000.00	
10-502-500015 Maintenance Building & Grounds	29,524.00	14,000.00	5,802.00		59	31,010.00	20,000.00	
10-502-500033 Departmental Supplies	1,460.00	1,500.00	1,615.00		-8	2,000.00	1,500.00	
10-502-500037 Workmens Comp Insurance	325.00	358.00	331.00		8	396.00	401.00	
10-502-500054 Insurance & Bonds	2,592.00	2,852.00	2,020.00		29	2,852.00	2,222.00	
10-502-500057 Pest Control	720.00	720.00	540.00		25	720.00	720.00	
502 H.A. Dennis Bldg								
Total Expenditure	**$60,832.00**	**$47,506.00**	**$30,850.00**			**$67,055.00**	**$52,921.00**	**$52,921.00**

Account	2015 - 2016 Actual ($)	2016 - 2017 Budget ($)	3/31/2017 Actual ($)	2016 - 2017 Estimate	2016 - 2017 %Remaining	2017 - 2018 Requested	2017 - 2018 Recommended	2017 - 2018 Approved
503 Vance Manor								
Expenditure								
10-503-500015 Maintenance Building & Grounds			844.00					
10-503-500054 Insurance & Bonds	833.00	916.00	653.00		29			
503 Vance Manor								
Total Expenditure	**$833.00**	**$916.00**	**$1,497.00**					

Account	2015 - 2016 Actual ($)	2016 - 2017 Budget ($)	3/31/2017 Actual ($)	2016 - 2017 Estimate	2016 - 2017 %Remaining	2017 - 2018 Requested	2017 - 2018 Recommended	2017 - 2018 Approved
504 Senior Center								
Expenditure								
10-504-500002 Part-Time Salaries	10,380.00	17,784.00	12,493.00		30	17,784.00	17,784.00	
10-504-500005 Fica Expense	794.00	1,360.00	956.00		30	1,360.00	1,361.00	
10-504-500013 Utilities	14,255.00	13,000.00	10,071.00		23	13,000.00	13,000.00	
10-504-500015 Maintenance Building & Grounds	9,658.00	10,000.00	4,253.00		57	7,000.00	6,000.00	
10-504-500033 Departmental Supplies	3,127.00	2,900.00	2,887.00		0	5,000.00	4,000.00	
10-504-500037 Workmens Comp Insurance	490.00	679.00	628.00		8	761.00	762.00	
10-504-500045 Contracted Services	7,482.00	4,000.00			100	4,000.00	4,000.00	
10-504-500054 Insurance & Bonds	93.00	102.00	105.00		-3	112.00	116.00	
10-504-500057 Pest Control	720.00	720.00	540.00		25	720.00	720.00	
10-504-500102 Rent	1,800.00	1,800.00	1,350.00		25	1,800.00	1,800.00	

Account	2015 - 2016 Actual ($)	2016 - 2017 Budget ($)	3/31/2017 Actual ($)	2016 - 2017 Estimate	2016 - 2017 %Remaining	2017 - 2018 Requested	2017 - 2018 Recommended	2017 - 2018 Approved
504 Senior Center								
Total Expenditure	**$48,799.00**	**$52,345.00**	**$33,283.00**			**$51,537.00**	**$49,543.00**	**$49,543.00**

Account	2015 - 2016 Actual ($)	2016 - 2017 Budget ($)	3/31/2017 Actual ($)	2016 - 2017 Estimate	2016 - 2017 %Remaining	2017 - 2018 Requested	2017 - 2018 Recommended	2017 - 2018 Approved
505 Courthouse								
Expenditure								
10-505-500001 Regular Salaries	65,467.00	86,748.00	49,775.00		43	94,302.00	94,302.00	
10-505-500002 Part-Time Salaries	11,805.00	23,118.00	11,633.00		50	23,117.00	23,117.00	
10-505-500004 Longevity Pay	400.00	250.00	150.00		40	350.00	350.00	
10-505-500005 Fica Expense	5,683.00	8,424.00	4,691.00		44	9,009.00	9,010.00	
10-505-500006 Group Insurance	20,516.00	31,473.00	17,919.00		43	38,388.00	33,495.00	
10-505-500007 Retirement	4,236.00	6,394.00	3,664.00		43	7,184.00	7,185.00	
10-505-500011 Telephone & Postage	1,047.00	500.00	163.00		67	500.00	350.00	
10-505-500013 Utilities	85,911.00	85,000.00	56,957.00		33	85,000.00	85,000.00	
10-505-500014 Travel/Training	285.00	100.00			100	100.00	100.00	
10-505-500015 Maintenance Building & Grounds	83,370.00	42,000.00	53,628.00		-28	45,000.00	42,000.00	

Account	2015 - 2016 Actual ($)	2016 - 2017 Budget ($)	3/31/2017 Actual ($)	2016 - 2017 Estimate	2016 - 2017 %Remaining	2017 - 2018 Requested	2017 - 2018 Recommended	2017 - 2018 Approved
10-505-500026 Advertising	154.00	150.00	994.00		-563	150.00	150.00	
10-505-500031 Auto Supplies		500.00	177.00		65	500.00	500.00	
10-505-500033 Departmental Supplies	7,686.00	7,500.00	4,295.00		43	7,500.00	7,500.00	
10-505-500037 Workmens Comp Insurance	2,892.00	4,870.00	3,886.00		20	4,711.00	4,712.00	
10-505-500045 Contracted Services	43,394.00	43,394.00	35,214.00		19	43,394.00	43,600.00	
10-505-500054 Insurance & Bonds	15,764.00	18,540.00	12,723.00		31	20,094.00	13,996.00	
10-505-500057 Pest Control	3,080.00	2,580.00	2,035.00		21	2,650.00	2,650.00	
10-505-500074 Capital Outlay						22,763.00		
10-505-500085 Non-Capitalized Assets		9,050.00	8,708.00		4	12,600.00	8,300.00	
505 Courthouse								
Total Expenditure	**$351,690.00**	**$370,591.00**	**$266,612.00**			**$417,312.00**	**$376,317.00**	**$376,317.00**

Account	2015 - 2016 Actual ($)	2016 - 2017 Budget ($)	3/31/2017 Actual ($)	2016 - 2017 Estimate	2016 - 2017 %Remaining	2017 - 2018 Requested	2017 - 2018 Recommended	2017 - 2018 Approved
506 Social Services Bldg								
Expenditure								
10-506-500001 Regular Salaries	21,504.00	21,612.00	16,293.00		25	21,948.00	21,948.00	
10-506-500002 Part Time Salaries	7,340.00	9,613.00	6,723.00		30	9,613.00	9,614.00	
10-506-500004 Longevity Pay	100.00	100.00			100	100.00	100.00	
10-506-500005 Fica Expense	2,214.00	2,396.00	1,761.00		27	2,422.00	2,423.00	
10-506-500006 Group Insurance	8,758.00	9,684.00	7,137.00		26	10,968.00	9,570.00	
10-506-500007 Retirement Local Gov'T	1,463.00	1,596.00	1,196.00		25	1,673.00	1,674.00	
10-506-500013 Utilities	29,689.00	33,750.00	24,510.00		27	33,750.00	33,750.00	
10-506-500015 Maintenance Building & Grounds	9,379.00	9,500.00	6,866.00		28	9,500.00	9,500.00	
10-506-500033 Departmental Supplies	8,122.00	8,000.00	6,361.00		20	8,000.00	8,000.00	
10-506-500037 Workmens Comp Insurance	1,120.00	1,231.00	1,105.00		10	1,668.00	1,340.00	

Account	2015 - 2016 Actual ($)	2016 - 2017 Budget ($)	3/31/2017 Actual ($)	2016 - 2017 Estimate	2016 - 2017 %Remaining	2017 - 2018 Requested	2017 - 2018 Recommended	2017 - 2018 Approved
10-506-500045 Contracted Services	4,860.00	6,600.00	3,285.00		50	6,600.00	6,600.00	
10-506-500054 Insurance & Bonds	3,558.00	3,914.00	2,751.00		30	3,026.00	3,027.00	
10-506-500057 Pest Control	1,760.00	1,700.00	920.00		46	1,700.00	1,700.00	
506 Social Services Bldg								
Total Expenditure	**$99,867.00**	**$109,696.00**	**$78,908.00**			**$110,968.00**	**$109,246.00**	**$109,246.00**

Account	2015 - 2016 Actual ($)	2016 - 2017 Budget ($)	3/31/2017 Actual ($)	2016 - 2017 Estimate	2016 - 2017 %Remaining	2017 - 2018 Requested	2017 - 2018 Recommended	2017 - 2018 Approved
508 Alcoholic Recovery Center								
Expenditure								
10-508-500013 Utilities	937.00							
508 Alcoholic Recovery Center								
Total Expenditure	**$937.00**							

Account	2015 - 2016 Actual ($)	2016 - 2017 Budget ($)	3/31/2017 Actual ($)	2016 - 2017 Estimate	2016 - 2017 %Remaining	2017 - 2018 Requested	2017 - 2018 Recommended	2017 - 2018 Approved
510 Sheriff'S Department								
Expenditure								
10-510-500001 Regular Salaries	1,725,326.00	2,119,800.00	1,429,167.00		33	2,092,836.00	2,061,292.00	
10-510-500002 Part-Time Salaries	18,508.00	32,973.00	27,931.00		15	72,645.00	43,963.00	
10-510-500003 Overtime	2,926.00	5,000.00	23,190.00		-364	7,500.00	5,000.00	
10-510-500004 Longevity Pay	9,550.00	11,350.00	7,300.00		36	8,800.00	8,750.00	
10-510-500005 Fica Expense	135,833.00	165,938.00	114,431.00		31	166,907.00	162,105.00	
10-510-500006 Group Insurance	362,205.00	526,081.00	327,563.00		38	603,240.00	516,780.00	
10-510-500007 Retirement Local Gov'T	122,266.00	167,675.00	113,311.00		32	170,850.00	167,302.00	
10-510-500008 Separation Allowance	15,483.00	12,533.00	29,305.00		-134	46,141.00	46,141.00	
10-510-500009 401 K	64,835.00	84,886.00	42,169.00		50	85,872.00	77,734.00	
10-510-500011 Telephone & Postage	11,208.00	15,000.00	9,948.00		34	15,000.00	14,000.00	

Account	2015 - 2016 Actual ($)	2016 - 2017 Budget ($)	3/31/2017 Actual ($)	2016 - 2017 Estimate	2016 - 2017 %Remaining	2017 - 2018 Requested	2017 - 2018 Recommended	2017 - 2018 Approved
10-510-500014 Travel/Training	9,404.00	5,000.00	7,673.00		-53	7,000.00	7,000.00	
10-510-500016 Maintenance Equipment	11,911.00	15,000.00	9,083.00		39	13,000.00	13,000.00	
10-510-500017 Maintenance Vehicles	81,884.00	62,000.00	48,669.00		22	62,000.00	62,000.00	
10-510-500021 Equipment Rental	10,973.00	16,000.00	6,339.00		60	16,000.00	14,000.00	
10-510-500026 Advertising	1,885.00	900.00	572.00		36	900.00	900.00	
10-510-500031 Auto Supplies	232,646.00	220,000.00	176,361.00		20	220,000.00	220,000.00	
10-510-500032 Office Supplies	8,218.00	11,000.00	10,254.00		7	11,000.00	10,000.00	
10-510-500033 Departmental Supplies	30,857.00	25,000.00	36,262.00		-45	25,000.00	26,000.00	
10-510-500036 Uniforms	24,848.00	21,000.00	23,911.00		-14	21,000.00	21,000.00	
10-510-500037 Workmens Comp Insurance	60,659.00	66,948.00	62,810.00		6	76,733.00	74,787.00	
10-510-500038 Unemployment Insurance		5,000.00	3,332.00		33	5,000.00	5,000.00	

Account	2015 - 2016 Actual ($)	2016 - 2017 Budget ($)	3/31/2017 Actual ($)	2016 - 2017 Estimate	2016 - 2017 %Remaining	2017 - 2018 Requested	2017 - 2018 Recommended	2017 - 2018 Approved
10-510-500045 Contracted Services	12,058.00	14,500.00	1,584.00		89	14,500.00	10,500.00	
10-510-500053 Dues & Subscriptions	785.00	2,000.00	788.00		61	2,000.00	2,000.00	
10-510-500054 Insurance & Bonds	84,400.00	92,840.00	83,362.00		10	99,700.00	91,699.00	
10-510-500056 Police Dog	6,986.00	4,000.00	2,813.00		30	4,000.00	4,000.00	
10-510-500059 Informant Expense	5,300.00	5,000.00	5,000.00			7,000.00	7,000.00	
10-510-500074 Capital Outlay	458,832.00	137,500.00			100	20,273.00	70,137.00	
10-510-500085 Non-Capitalized Assets		12,823.00	1,437.00		89	14,468.00	11,576.00	
10-510-500102 Rent	6,000.00	6,000.00	4,500.00		25	6,000.00	6,000.00	
10-510-500135 Drug Education Supplies	1,039.00	1,800.00	2,310.00		-28	2,000.00	2,000.00	
10-510-500153 Lease Purchase Principal	301,295.00	302,481.00	188,820.00		38	302,481.00	242,279.00	
10-510-500154 Lease Purchase Interest	9,598.00	10,668.00	6,968.00		35	10,668.00	8,137.00	

Account	2015 - 2016 Actual ($)	2016 - 2017 Budget ($)	3/31/2017 Actual ($)	2016 - 2017 Estimate	2016 - 2017 %Remaining	2017 - 2018 Requested	2017 - 2018 Recommended	2017 - 2018 Approved
10-510-500268 Governors Crime Grant	7,989.00		6,950.00					
510 Sheriff'S Department								
Total Expenditure	**$3,835,707.00**	**$4,178,696.00**	**$2,814,113.00**			**$4,210,514.00**	**$4,012,082.00**	**$4,012,082.00**

Account	2015 - 2016 Actual ($)	2016 - 2017 Budget ($)	3/31/2017 Actual ($)	2016 - 2017 Estimate	2016 - 2017 %Remaining	2017 - 2018 Requested	2017 - 2018 Recommended	2017 - 2018 Approved
514 Justice Assistance Grant								
Expenditure								
10-514-500085 Non-Capitalized Assets		6,900.00			100	7,000.00	7,000.00	
514 Justice Assistance Grant								
Total Expenditure		**$6,900.00**				**$7,000.00**	**$7,000.00**	**$7,000.00**

Account	2015 - 2016 Actual ($)	2016 - 2017 Budget ($)	3/31/2017 Actual ($)	2016 - 2017 Estimate	2016 - 2017 %Remaining	2017 - 2018 Requested	2017 - 2018 Recommended	2017 - 2018 Approved
517 Sheriff'S Interdiction Pr								
Expenditure								
10-517-500033 Sheriff S Interdiction Funds	2,550.00	9,119.00	9,022.00		1	7,585.00		
517 Sheriff'S Interdiction Pr								
Total Expenditure	**$2,550.00**	**$9,119.00**	**$9,022.00**			**$7,585.00**		

Account	2015 - 2016 Actual ($)	2016 - 2017 Budget ($)	3/31/2017 Actual ($)	2016 - 2017 Estimate	2016 - 2017 %Remaining	2017 - 2018 Requested	2017 - 2018 Recommended	2017 - 2018 Approved
518 School Resource Officers								
Expenditure								
10-518-500001 Regular Salaries		149,520.00	90,212.00		40	150,434.00	150,084.00	
10-518-500004 Longevity Pay			200.00				350.00	
10-518-500005 Fica Expense		11,439.00	6,864.00		40	11,508.00	11,509.00	
10-518-500006 Group Insurance		38,736.00	18,163.00		53	43,872.00	29,148.00	
10-518-500007 Retirement Local Gov'T		11,962.00	7,212.00		40	12,411.00	12,411.00	
10-518-500009 401 K		7,476.00	4,237.00		43	7,522.00	7,522.00	
10-518-500014 Travel/Training		2,000.00			100	2,000.00	2,000.00	
10-518-500017 Maintenance Vehicles		2,000.00	74.00		96	2,000.00	1,000.00	
10-518-500031 Auto Supplies		3,500.00	945.00		73	3,500.00	3,000.00	
10-518-500033 Departmental Supplies							2,000.00	

Account	2015 - 2016 Actual ($)	2016 - 2017 Budget ($)	3/31/2017 Actual ($)	2016 - 2017 Estimate	2016 - 2017 %Remaining	2017 - 2018 Requested	2017 - 2018 Recommended	2017 - 2018 Approved
10-518-500036 Uniforms		4,000.00			100	4,000.00	3,000.00	
10-518-500037 Workmens Comp Insurance		4,480.00	4,658.00		-4	5,648.00	5,648.00	
10-518-500054 Insurance & Bonds		2,500.00	2,184.00		13	2,750.00	2,403.00	
10-518-500085 Non-Capitalized Assets		2,500.00			100	2,500.00		
518 School Resource Officers								
Total Expenditure		**$240,113.00**	**$134,749.00**			**$248,145.00**	**$230,075.00**	**$230,075.00**

Account	2015 - 2016 Actual ($)	2016 - 2017 Budget ($)	3/31/2017 Actual ($)	2016 - 2017 Estimate	2016 - 2017 %Remaining	2017 - 2018 Requested	2017 - 2018 Recommended	2017 - 2018 Approved
520 Jail								
Expenditure								
10-520-500001 Regular Salaries	1,148,678.00	1,380,864.00	885,429.00		36	1,391,722.00	1,358,292.00	
10-520-500002 Part-Time Salaries	330,550.00	173,453.00	260,284.00		-50	173,319.00	190,000.00	
10-520-500004 Longevity Pay	6,000.00	7,550.00	4,400.00		42	7,150.00	7,100.00	
10-520-500005 Fica Expense	112,165.00	119,483.00	87,249.00		27	119,730.00	118,988.00	
10-520-500006 Group Insurance	321,310.00	435,780.00	269,801.00		38	493,560.00	421,080.00	
10-520-500007 Retirement Local Gov'T	78,526.00	102,049.00	65,182.00		36	105,632.00	103,634.00	
10-520-500011 Telephone & Postage	6,118.00	8,000.00	2,315.00		71	8,000.00	7,000.00	
10-520-500013 Utilities	95,692.00	90,000.00	65,838.00		27	90,000.00	90,000.00	
10-520-500014 Travel/Training	2,447.00	3,500.00	1,847.00		47	3,500.00	3,500.00	
10-520-500015 Maintenance Building & Grounds	43,240.00	35,000.00	19,307.00		45	35,000.00	35,000.00	

Account	2015 - 2016 Actual ($)	2016 - 2017 Budget ($)	3/31/2017 Actual ($)	2016 - 2017 Estimate	2016 - 2017 %Remaining	2017 - 2018 Requested	2017 - 2018 Recommended	2017 - 2018 Approved
10-520-500016 Maintenance Equipment	5,685.00	6,000.00	629.00		90	5,000.00	5,000.00	
10-520-500021 Equipment Rental	6,098.00	5,500.00	4,428.00		19	5,000.00	5,000.00	
10-520-500026 Advertising	633.00	300.00			100			
10-520-500032 Office Supplies	9,346.00	7,500.00	8,945.00		-19	7,500.00	7,500.00	
10-520-500033 Departmental Supplies	48,990.00	54,000.00	33,759.00		37	54,000.00	54,000.00	
10-520-500036 Uniforms	5,385.00	5,500.00	4,324.00		21	5,500.00	5,500.00	
10-520-500037 Workmens Comp Insurance	45,617.00	50,177.00	45,636.00		9	55,327.00	55,329.00	
10-520-500038 Unemployment Insurance	25,820.00	26,500.00	14,227.00		46	26,500.00	26,500.00	
10-520-500044 Special Contracted Services	162,911.00	145,000.00	103,478.00		29	135,000.00	135,000.00	
10-520-500045 Contracted Services	120.00	1,000.00	1,419.00		-42	1,000.00	1,000.00	
10-520-500046 Health Care-Drugs-Medicine	304,855.00	275,000.00	238,429.00		13	275,000.00	275,000.00	

Account	2015 - 2016 Actual ($)	2016 - 2017 Budget ($)	3/31/2017 Actual ($)	2016 - 2017 Estimate	2016 - 2017 %Remaining	2017 - 2018 Requested	2017 - 2018 Recommended	2017 - 2018 Approved
10-520-500047 Food & Provisions	343,029.00	325,000.00	294,906.00		9	325,000.00	325,000.00	
10-520-500053 Dues & Subscriptions	73.00	150.00			100	200.00	200.00	
10-520-500054 Insurance & Bonds	27,103.00	29,814.00	24,992.00		16	32,795.00	27,492.00	
10-520-500057 Pest Control	2,040.00	2,500.00	1,080.00		57	2,500.00	2,500.00	
10-520-500074 Capital Outlay		15,450.00			100			
10-520-500085 Non-Capitalized Assets	14,935.00							
10-520-500134 Prisioner Jumpsuits	622.00	2,400.00			100	2,400.00	2,400.00	
520 Jail								
Total Expenditure	**$3,147,988.00**	**$3,307,470.00**	**$2,437,904.00**			**$3,360,335.00**	**$3,262,015.00**	**$3,262,015.00**

Account	2015 - 2016 Actual ($)	2016 - 2017 Budget ($)	3/31/2017 Actual ($)	2016 - 2017 Estimate	2016 - 2017 %Remaining	2017 - 2018 Requested	2017 - 2018 Recommended	2017 - 2018 Approved
525 Environmental Services								
Expenditure								
10-525-500172 Building Demolotion	15,200.00	50,000.00	111,471.00		-123	50,000.00	50,000.00	
10-525-500174 Medical Examiner	39,300.00	35,000.00	18,600.00		47	30,000.00	30,000.00	
10-525-500176 Mobile Home Removal		12,000.00	18,650.00		-55			
525 Environmental Services								
Total Expenditure	**$54,500.00**	**$97,000.00**	**$148,721.00**			**$80,000.00**	**$80,000.00**	**$80,000.00**

Account	2015 - 2016 Actual ($)	2016 - 2017 Budget ($)	3/31/2017 Actual ($)	2016 - 2017 Estimate	2016 - 2017 %Remaining	2017 - 2018 Requested	2017 - 2018 Recommended	2017 - 2018 Approved
530 Ambulance								
Expenditure								
10-530-500001 Regular Salaries	925,538.00	1,153,220.00	773,483.00		33	1,157,918.00	1,150,644.00	
10-530-500002 Part-Time Salaries	137,434.00	100,000.00	135,004.00		-35	100,000.00	100,000.00	
10-530-500003 Overtime	118,823.00	124,000.00	100,922.00		19	124,000.00	124,000.00	
10-530-500004 Longevity Pay	2,650.00	3,900.00	2,900.00		26	3,900.00	4,100.00	
10-530-500005 Fica Expense	88,269.00	105,656.00	74,882.00		29	106,015.00	105,474.00	
10-530-500006 Group Insurance	185,962.00	271,152.00	159,280.00		41	271,152.00	267,960.00	
10-530-500007 Retirement Local Gov'T	70,832.00	94,162.00	63,412.00		33	94,507.00	97,057.00	
10-530-500011 Telephone & Postage	11,402.00	20,100.00	7,704.00		62	15,100.00	12,800.00	
10-530-500013 Utilities	10,224.00	9,600.00	6,811.00		29	9,600.00	9,600.00	
10-530-500014 Travel/Training		4,000.00	3,335.00		17	4,000.00	4,000.00	

Account	2015 - 2016 Actual ($)	2016 - 2017 Budget ($)	3/31/2017 Actual ($)	2016 - 2017 Estimate	2016 - 2017 %Remaining	2017 - 2018 Requested	2017 - 2018 Recommended	2017 - 2018 Approved
10-530-500015 Maintenance Building & Grounds	7,887.00	8,000.00	3,514.00		56	8,000.00	7,000.00	
10-530-500016 Maintenance Equipment	6,719.00	7,800.00	5,682.00		27	7,800.00	7,800.00	
10-530-500017 Maintenance Vehicles	52,774.00	43,000.00	44,878.00		-4	45,000.00	45,000.00	
10-530-500021 Equipment Rental	3,833.00	3,500.00	1,241.00		65	3,500.00	3,500.00	
10-530-500026 Advertising	561.00	1,000.00	352.00		65	1,000.00	1,000.00	
10-530-500031 Auto Supplies	1,524.00	3,000.00	4,746.00		-58	2,000.00	2,000.00	
10-530-500032 Office Supplies	5,161.00	4,000.00	1,399.00		65	3,000.00	3,000.00	
10-530-500033 Departmental Supplies	11,571.00	7,200.00	4,765.00		34	7,200.00	7,200.00	
10-530-500036 Uniforms	20,616.00	15,000.00	16,063.00		-7	21,500.00	15,000.00	
10-530-500037 Workmens Comp Insurance	50,564.00	55,621.00	53,305.00		4	55,621.00	64,627.00	
10-530-500044 Special Contracted Services		100,000.00	40,672.00		59	100,000.00	100,000.00	

Account	2015 - 2016 Actual ($)	2016 - 2017 Budget ($)	3/31/2017 Actual ($)	2016 - 2017 Estimate	2016 - 2017 %Remaining	2017 - 2018 Requested	2017 - 2018 Recommended	2017 - 2018 Approved
10-530-500045 Contracted Services	28,664.00	30,000.00	24,128.00		20	30,000.00	30,000.00	
10-530-500053 Dues & Subscriptions	771.00	2,000.00	879.00		56	2,000.00	2,000.00	
10-530-500054 Insurance & Bonds	23,682.00	26,050.00	22,734.00		13	26,050.00	24,583.00	
10-530-500057 Pest Control	7,540.00	3,500.00	1,020.00		71	3,500.00	3,500.00	
10-530-500074 Capital Outlay	250,950.00	185,000.00	156,870.00		15	281,000.00	240,000.00	
10-530-500085 Non-Capitalized Assets	3,378.00							
10-530-500102 Rent	12,000.00	12,000.00	9,000.00		25	12,000.00	12,000.00	
10-530-500141 Ems Medicaid Admin Fee	19,809.00							
10-530-500153 Lease Purchase Principal	112,181.00	119,706.00	89,452.00		25	119,706.00	182,030.00	
10-530-500154 Lease Purchase Interest	7,710.00	4,063.00	3,374.00		17	4,063.00	7,738.00	
10-530-500186 Fuel	26,098.00	36,000.00	20,972.00		42	36,000.00	35,000.00	

Account	2015 - 2016 Actual ($)	2016 - 2017 Budget ($)	3/31/2017 Actual ($)	2016 - 2017 Estimate	2016 - 2017 %Remaining	2017 - 2018 Requested	2017 - 2018 Recommended	2017 - 2018 Approved
10-530-500189 Ems Equipment	1,065.00	8,000.00	3,235.00		60	5,000.00	5,000.00	
10-530-500293 Hepatis B -Vfd						1,500.00	1,500.00	
10-530-500334 Ambulance Supplies	147,478.00	130,000.00	93,235.00		28	130,000.00	130,000.00	
530 Ambulance								
Total Expenditure	**$2,353,670.00**	**$2,690,230.00**	**$1,929,249.00**			**$2,791,632.00**	**$2,805,113.00**	**$2,805,113.00**

Account	2015 - 2016 Actual ($)	2016 - 2017 Budget ($)	3/31/2017 Actual ($)	2016 - 2017 Estimate	2016 - 2017 %Remaining	2017 - 2018 Requested	2017 - 2018 Recommended	2017 - 2018 Approved
531 Fire Dept								
Expenditure								
10-531-500001 Regular Salaries	370,579.00	550,343.00	361,966.00		34	640,176.00	546,144.00	
10-531-500002 Part-Time Salaries	169,266.00	210,000.00	180,974.00		14	210,000.00	210,000.00	
10-531-500003 Overtime	37,618.00	49,000.00	8,179.00		83	40,000.00	20,000.00	
10-531-500004 Longevity Pay	1,350.00	1,700.00	1,300.00		24	1,950.00	1,800.00	
10-531-500005 Fica Expense	42,651.00	62,045.00	41,737.00		33	61,280.00	59,513.00	
10-531-500006 Group Insurance	79,279.00	125,892.00	78,844.00		37	175,788.00	124,410.00	
10-531-500007 Retirement Local Gov'T	33,156.00	44,177.00	32,912.00		26	44,625.00	43,107.00	
10-531-500011 Telephone & Postage	7,531.00	9,000.00	3,566.00		60	9,000.00	6,000.00	
10-531-500013 Utilities	13,263.00	11,500.00	13,665.00		-19	10,000.00	15,000.00	
10-531-500014 Travel/Training	991.00	4,000.00	3,893.00		3	5,000.00	4,000.00	

Account	2015 - 2016 Actual ($)	2016 - 2017 Budget ($)	3/31/2017 Actual ($)	2016 - 2017 Estimate	2016 - 2017 %Remaining	2017 - 2018 Requested	2017 - 2018 Recommended	2017 - 2018 Approved
10-531-500015 Maintenance Building & Grounds	6,953.00	6,000.00	4,692.00		22	8,000.00	6,000.00	
10-531-500016 Maintenance Equipment	3,691.00	5,000.00	3,213.00		36	5,000.00	5,000.00	
10-531-500017 Maintenance Vehicles	36,835.00	22,000.00	49,375.00		-124	40,000.00	40,000.00	
10-531-500021 Equipment Rental	757.00	1,000.00	119.00		88	500.00	500.00	
10-531-500026 Advertising	1,468.00	500.00	596.00		-19	750.00	750.00	
10-531-500031 Auto Supplies	759.00	2,000.00	1,974.00		1	2,500.00	2,000.00	
10-531-500032 Office Supplies	2,653.00	1,000.00	504.00		50	1,000.00	1,000.00	
10-531-500033 Departmental Supplies	5,368.00	5,000.00	4,138.00		17	4,000.00	4,000.00	
10-531-500035 Laundry		100.00			100	100.00	100.00	
10-531-500036 Uniforms	21,732.00	9,500.00	23,685.00		-149	15,000.00	12,000.00	
10-531-500037 Workmens Comp Insurance	20,806.00	24,051.00	22,788.00		5	31,820.00	27,629.00	

Account	2015 - 2016 Actual ($)	2016 - 2017 Budget ($)	3/31/2017 Actual ($)	2016 - 2017 Estimate	2016 - 2017 %Remaining	2017 - 2018 Requested	2017 - 2018 Recommended	2017 - 2018 Approved
10-531-500045 Contracted Services	1,070.00	2,500.00	2,754.00		-10	2,500.00	2,500.00	
10-531-500053 Dues & Subscriptions	6,999.00	5,500.00	4,544.00		17	6,000.00	6,000.00	
10-531-500054 Insurance & Bonds	22,722.00	24,995.00	24,363.00		3	25,000.00	26,800.00	
10-531-500057 Pest Control	3,357.00	1,500.00	180.00		88	1,000.00	1,000.00	
10-531-500074 Capital Outlay		50,000.00	55,942.00		-12		450,000.00	
10-531-500085 Non-Capitalized Assets	1,934.00	36,400.00	27,520.00		24	28,000.00	22,500.00	
10-531-500153 Lease Purchase Principal	32,582.00	44,737.00	34,700.00		22	45,000.00	39,629.00	
10-531-500154 Lease Purchase Interest	8,770.00	10,324.00	8,391.00		19	10,500.00	8,682.00	
10-531-500186 Fuel	12,770.00	15,000.00	9,303.00		38	15,000.00	14,500.00	
10-531-500187 Fire Prevention	2,589.00		-412.00			1,000.00	1,000.00	
10-531-500188 Fire Equipment	6,332.00	10,500.00	6,204.00		41	7,000.00	8,500.00	

Account	2015 - 2016 Actual ($)	2016 - 2017 Budget ($)	3/31/2017 Actual ($)	2016 - 2017 Estimate	2016 - 2017 %Remaining	2017 - 2018 Requested	2017 - 2018 Recommended	2017 - 2018 Approved
10-531-500190 Physicals	3,923.00	4,500.00			100			
10-531-500291 Forest Fire Control	70,738.00	63,829.00	44,603.00		30	60,712.00	60,712.00	
10-531-500715 Incident Billing Fees	1,344.00	1,000.00	2,024.00		-102	3,500.00	3,500.00	
531 Fire Dept								
Total Expenditure	**$1,031,836.00**	**$1,414,593.00**	**$1,058,236.00**			**$1,511,701.00**	**$1,774,276.00**	**$1,774,276.00**

Account	2015 - 2016 Actual ($)	2016 - 2017 Budget ($)	3/31/2017 Actual ($)	2016 - 2017 Estimate	2016 - 2017 %Remaining	2017 - 2018 Requested	2017 - 2018 Recommended	2017 - 2018 Approved
532 Fire Marshal								
Expenditure								
10-532-500001 Regular Salaries		48,270.00	21,091.00		56	55,070.00	55,020.00	
10-532-500004 Longevity Pay							50.00	
10-532-500005 Fica Expense		3,693.00	1,612.00		56	4,212.86	4,213.00	
10-532-500006 Group Insurance		8,070.00	3,186.00		61	10,968.00	9,570.00	
10-532-500007 Retirement Local Gov'T		3,548.00	1,548.00		56	4,179.81	4,180.00	
10-532-500014 Travel/Training		2,000.00			100	2,000.00	600.00	
10-532-500017 Maintenance Vehicles		500.00			100	500.00	500.00	
10-532-500026 Advertising			596.00			200.00		
10-532-500031 Auto Supplies		3,500.00			100	100.00	1,200.00	
10-532-500032 Office Supplies		100.00	124.00		-24	750.00	500.00	

Account	2015 - 2016 Actual ($)	2016 - 2017 Budget ($)	3/31/2017 Actual ($)	2016 - 2017 Estimate	2016 - 2017 %Remaining	2017 - 2018 Requested	2017 - 2018 Recommended	2017 - 2018 Approved
10-532-500036 Uniforms		1,000.00	526.00		47	1,000.00	750.00	
10-532-500037 Workmens Comp Insurance		2,165.00	1,575.00		27	1,909.48	1,910.00	
10-532-500045 Contracted Services			33.00			1,500.00		
10-532-500053 Dues & Subscriptions		2,000.00	235.00		88	400.00	600.00	
10-532-500054 Insurance & Bonds		1,500.00	122.00		92	200.00	135.00	
10-532-500074 Capital Outlay						53,152.00	6,784.00	
10-532-500085 Non-Capitalized Assets		3,000.00			100	1,800.00	1,800.00	
10-532-500187 Fire Prevention		5,000.00	54.00		99	5,000.00	3,000.00	
532 Fire Marshal								
Total Expenditure		**$84,346.00**	**$30,702.00**			**$142,942.15**	**$90,812.00**	**$90,812.00**

Account	2015 - 2016 Actual ($)	2016 - 2017 Budget ($)	3/31/2017 Actual ($)	2016 - 2017 Estimate	2016 - 2017 %Remaining	2017 - 2018 Requested	2017 - 2018 Recommended	2017 - 2018 Approved
541 Planning And Development								
Expenditure								
10-541-500001 Regular Salaries	357,504.00	413,820.00	234,703.00		43	354,084.00	313,260.00	
10-541-500002 Part-Time Salaries			1,917.00					
10-541-500004 Longevity Pay	1,700.00	1,800.00	750.00		58	1,250.00	1,200.00	
10-541-500005 Fica Expense	26,631.00	31,795.00	17,974.00		43	27,183.05	24,057.00	
10-541-500006 Group Insurance	65,944.00	87,156.00	47,784.00		45	87,744.00	66,990.00	
10-541-500007 Retirement	24,318.00	30,548.00	17,282.00		43	26,970.00	23,868.00	
10-541-500011 Telephone & Postage	2,839.00	3,600.00	2,737.00		24	3,600.00	3,600.00	
10-541-500014 Travel/Training	4,502.00	5,000.00	3,795.00		24	7,670.00	7,670.00	
10-541-500016 Maintenance Equipment	10,394.00	13,800.00	6,953.00		50	7,200.00	7,200.00	
10-541-500017 Maintenance Vehicles	4,729.00	3,000.00	683.00		77	4,200.00	3,200.00	

Account	2015 - 2016 Actual ($)	2016 - 2017 Budget ($)	3/31/2017 Actual ($)	2016 - 2017 Estimate	2016 - 2017 %Remaining	2017 - 2018 Requested	2017 - 2018 Recommended	2017 - 2018 Approved
10-541-500021 Equipment Rental	9,807.00	9,600.00	3,601.00		62	9,600.00	9,600.00	
10-541-500026 Advertising	1,095.00	900.00	900.00			900.00	900.00	
10-541-500031 Auto Supplies	5,567.00	8,500.00	3,254.00		62	7,500.00	7,500.00	
10-541-500032 Office Supplies	1,660.00	1,800.00	1,280.00		29	1,800.00	1,800.00	
10-541-500033 Departmental Supplies	4,983.00	4,800.00	3,489.00		27	4,800.00	4,800.00	
10-541-500036 Uniforms		500.00	410.00		18	500.00	500.00	
10-541-500037 Workmens Comp Insurance	6,227.00	6,212.00	5,880.00		5	7,128.00	7,128.00	
10-541-500038 Unemployment Insurance	7,000.00							
10-541-500042 Zoning	1,554.00	4,000.00	1,528.00		62	4,000.00	3,000.00	
10-541-500045 Contracted Services	8,119.00	3,900.00	5,081.00		-30	500.00	150.00	
10-541-500053 Dues & Subscriptions	1,255.00	1,500.00	1,350.00		10	1,790.00	1,790.00	

Account	2015 - 2016 Actual ($)	2016 - 2017 Budget ($)	3/31/2017 Actual ($)	2016 - 2017 Estimate	2016 - 2017 %Remaining	2017 - 2018 Requested	2017 - 2018 Recommended	2017 - 2018 Approved
10-541-500054 Insurance & Bonds	5,053.00	5,558.00	3,696.00		33	6,114.00	4,066.00	
10-541-500074 Capital Outlay	5,000.00		860.00			25,000.00		
10-541-500088 Bank Service Charges	2,251.00	2,400.00	1,523.00		37	2,400.00	2,400.00	
541 Planning And Development								
Total Expenditure	**$558,132.00**	**$640,189.00**	**$367,430.00**			**$591,933.05**	**$494,679.00**	**$494,679.00**

Account	2015 - 2016 Actual ($)	2016 - 2017 Budget ($)	3/31/2017 Actual ($)	2016 - 2017 Estimate	2016 - 2017 %Remaining	2017 - 2018 Requested	2017 - 2018 Recommended	2017 - 2018 Approved
555 Central Services								
Expenditure								
10-555-500000 Salary Adjustments		85,000.00			100	577,700.00	577,700.00	
10-555-500001 Regular Salaries						10,000.00	10,000.00	
10-555-500002 Part-Time Salaries	12,960.00	12,992.00	10,456.00		20	12,992.00	12,992.00	
10-555-500005 Fica Expense	1,532.00	1,469.00	1,095.00		25	994.00	994.00	
10-555-500011 Telephone & Postage	71,907.00	82,000.00	31,621.00		61	79,000.00	79,000.00	
10-555-500014 Travel/Training	19.00					5,000.00	5,000.00	
10-555-500016 Maintenance Equipment	138.00							
10-555-500021 Equipment Rental	10,014.00	7,500.00	5,351.00		29	7,500.00	7,500.00	
10-555-500033 Departmental Supplies	1,660.00	1,800.00	5,015.00		-179	1,800.00	1,800.00	
10-555-500038 Unemployment Insurance	7,078.00		-2,471.00					

Account	2015 - 2016 Actual ($)	2016 - 2017 Budget ($)	3/31/2017 Actual ($)	2016 - 2017 Estimate	2016 - 2017 %Remaining	2017 - 2018 Requested	2017 - 2018 Recommended	2017 - 2018 Approved
10-555-500045 Contracted Services	14,160.00	15,500.00	4,027.00		74	12,500.00	12,500.00	
10-555-500054 Insurance & Bonds	1,935.00		1,781.00			1,000.00	1,000.00	
10-555-500109 Fringe Benefits Retirees	471,333.00	550,000.00	301,648.00		45	500,000.00	500,000.00	
10-555-500132 Employee Recognition Banquet	4,385.00	4,400.00	333.00		92	4,600.00	4,600.00	
10-555-500169 Safety Program	25.00	525.00	406.00		23	525.00	525.00	
10-555-500170 Wellness Program Grant	441.00	1,300.00	180.00		86	550.00	550.00	
10-555-500178 Non Cash Clearing Account			-2.00					
555 Central Services								
Total Expenditure	**$597,587.00**	**$762,486.00**	**$359,440.00**			**$1,214,161.00**	**$1,214,161.00**	**$1,214,161.00**

Account	2015 - 2016 Actual ($)	2016 - 2017 Budget ($)	3/31/2017 Actual ($)	2016 - 2017 Estimate	2016 - 2017 %Remaining	2017 - 2018 Requested	2017 - 2018 Recommended	2017 - 2018 Approved
576 Soil/Water Conservation								
Expenditure								
10-576-500001 Regular Salaries	61,638.00	61,944.00	46,692.00		25	62,880.00	62,880.00	
10-576-500004 Longevity Pay	150.00	200.00	200.00			200.00	200.00	
10-576-500005 Fica Expense	4,727.00	4,754.00	3,580.00		25	5,118.00	4,826.00	
10-576-500006 Group Insurance	17,585.00	19,368.00	14,335.00		26	21,936.00	19,140.00	
10-576-500007 Retirement Local Gov'T	4,183.00	4,568.00	3,435.00		25	4,914.00	4,788.00	
10-576-500011 Telephone & Postage	703.00	938.00	816.00		13	938.00	938.00	
10-576-500014 Travel/Training	561.00	1,000.00	611.00		39	1,000.00	1,000.00	
10-576-500031 Auto Supplies	354.00	750.00	286.00		62	750.00	750.00	
10-576-500032 Office Supplies	208.00	250.00	183.00		27	250.00	250.00	
10-576-500033 Departmental Supplies	500.00	500.00	500.00			500.00	500.00	

Account	2015 - 2016 Actual ($)	2016 - 2017 Budget ($)	3/31/2017 Actual ($)	2016 - 2017 Estimate	2016 - 2017 %Remaining	2017 - 2018 Requested	2017 - 2018 Recommended	2017 - 2018 Approved
10-576-500034 Other Supplies & Materials	279.00	250.00	250.00			250.00	250.00	
10-576-500037 Workmens Comp Insurance	675.00	743.00	684.00		8	829.00	829.00	
10-576-500047 Food & Provisions	924.00	1,000.00	664.00		34	1,000.00	1,000.00	
10-576-500053 Dues & Subscriptions	809.00	750.00	750.00			750.00	750.00	
10-576-500054 Insurance & Bonds	777.00	855.00	483.00		44	941.00	531.00	
576 Soil/Water Conservation								
Total Expenditure	**$94,073.00**	**$97,870.00**	**$73,469.00**			**$102,256.00**	**$98,632.00**	**$98,632.00**

Account	2015 - 2016 Actual ($)	2016 - 2017 Budget ($)	3/31/2017 Actual ($)	2016 - 2017 Estimate	2016 - 2017 %Remaining	2017 - 2018 Requested	2017 - 2018 Recommended	2017 - 2018 Approved
580 Mental Health								
Expenditure								
10-580-500054 Insurance & Bonds	1,370.00	1,507.00	1,074.00		29	1,182.00	1,182.00	
10-580-500392 $ 0 05 Btl Alocohol-12 Steps	11,411.00	10,000.00	5,646.00		44	10,000.00	10,000.00	
10-580-500393 Add'L .05 Btl Alcohol Rehab	9,699.00	10,000.00	4,799.00		52	10,000.00	10,000.00	
10-580-500580 Mental Health-County Share	168,060.00	168,060.00	131,500.00		22	148,100.00	148,100.00	
10-580-500581 Stepping Up Initiative			184.00			85,000.00	85,000.00	
10-580-500582 Stepping Up - Vance County Share						20,000.00	20,000.00	
580 Mental Health								
Total Expenditure	**$190,540.00**	**$189,567.00**	**$143,203.00**			**$274,282.00**	**$274,282.00**	**$274,282.00**

Account	2015 - 2016 Actual ($)	2016 - 2017 Budget ($)	3/31/2017 Actual ($)	2016 - 2017 Estimate	2016 - 2017 %Remaining	2017 - 2018 Requested	2017 - 2018 Recommended	2017 - 2018 Approved
590 Public Health								
Expenditure								
10-590-500015 Maintenance Building & Grounds	8,811.00	5,000.00	1,551.00		69	5,000.00	5,000.00	
10-590-500054 Insurance & Bonds	1,679.00	1,847.00	1,428.00		23	1,572.00	1,572.00	
10-590-500074 Capital Outlay	50,000.00					40,000.00	40,000.00	
10-590-500491 Health Center-County Share	375,655.00	575,655.00	431,741.00		25	620,000.00	615,000.00	
10-590-500492 Vital Statistics	290.00	630.00	521.00		17	630.00	630.00	
590 Public Health								
Total Expenditure	**$436,435.00**	**$583,132.00**	**$435,241.00**			**$667,202.00**	**$662,202.00**	**$662,202.00**

Account	2015 - 2016 Actual ($)	2016 - 2017 Budget ($)	3/31/2017 Actual ($)	2016 - 2017 Estimate	2016 - 2017 %Remaining	2017 - 2018 Requested	2017 - 2018 Recommended	2017 - 2018 Approved
599 Animal Control								
Expenditure								
10-599-500001 Regular Salaries	140,396.00	146,856.00	110,700.00		25	191,304.00	149,088.00	
10-599-500002 Part-Time Salaries		7,410.00	3,775.00		49		9,880.00	
10-599-500003 Overtime	22,059.00	15,000.00	16,998.00		-13	15,000.00	15,000.00	
10-599-500004 Longevity Pay	600.00	600.00	600.00			700.00	700.00	
10-599-500005 Fica Expense	12,269.00	12,995.00	10,014.00		23	14,689.00	13,363.00	
10-599-500006 Group Insurance	43,963.00	48,420.00	35,838.00		26	76,776.00	47,850.00	
10-599-500007 Retirement Local Gov'T	11,039.00	11,941.00	9,417.00		21	14,574.00	12,508.00	
10-599-500011 Telephone & Postage	4,708.00	6,200.00	1,915.00		69	3,500.00	2,400.00	
10-599-500012 Spaying/Neutering	18,496.00	24,000.00	14,983.00		38	24,000.00	24,000.00	
10-599-500013 Utilities	6,862.00	10,000.00	20,250.00		-103	41,000.00	41,000.00	

Account	2015 - 2016 Actual ($)	2016 - 2017 Budget ($)	3/31/2017 Actual ($)	2016 - 2017 Estimate	2016 - 2017 %Remaining	2017 - 2018 Requested	2017 - 2018 Recommended	2017 - 2018 Approved
10-599-500014 Travel/Training	560.00	2,000.00	2,043.00		-2	2,000.00	2,000.00	
10-599-500015 Maintenance Building & Grounds	3,207.00	2,000.00	1,975.00		1	3,000.00	8,000.00	
10-599-500016 Maintenance Equipment	449.00	200.00			100	200.00	200.00	
10-599-500017 Maintenance Vehicles	5,379.00	3,300.00	3,678.00		-11	3,300.00	4,500.00	
10-599-500021 Equipment Rental	2,043.00	1,100.00	696.00		37	1,100.00	1,100.00	
10-599-500026 Advertising	135.00		199.00			200.00	150.00	
10-599-500031 Auto Supplies	13,283.00	12,000.00	8,577.00		29	12,000.00	12,000.00	
10-599-500032 Office Supplies	723.00	1,000.00	643.00		36	1,000.00	1,000.00	
10-599-500033 Departmental Supplies	11,224.00	14,500.00	5,728.00		60	14,000.00	13,000.00	
10-599-500036 Uniforms	1,970.00	2,000.00	1,198.00		40	2,500.00	2,000.00	
10-599-500037 Workmens Comp Insurance	1,821.00	2,333.00	1,869.00		20	2,727.00	2,267.00	

Account	2015 - 2016 Actual ($)	2016 - 2017 Budget ($)	3/31/2017 Actual ($)	2016 - 2017 Estimate	2016 - 2017 %Remaining	2017 - 2018 Requested	2017 - 2018 Recommended	2017 - 2018 Approved
10-599-500045 Contracted Services	3,140.00	3,180.00	1,647.00		48	9,200.00	3,180.00	
10-599-500046 Health Care-Drugs-Medicine	34,741.00	35,000.00	28,263.00		19	35,000.00	35,000.00	
10-599-500053 Dues & Subscriptions	195.00	200.00	195.00		3	300.00	200.00	
10-599-500054 Insurance & Bonds	3,876.00	4,000.00	4,715.00		-18	4,900.00	5,187.00	
10-599-500074 Capital Outlay	24,824.00	24,213.00	23,713.00		2	24,834.00		
10-599-500085 Non-Capitalized Assets	430.00	2,800.00	2,466.00		12			
10-599-500088 Bank Service Charges	689.00	650.00	598.00		8	650.00	650.00	
10-599-500153 Lease Purchase Principal	6,667.00	13,154.00	9,610.00		27	13,085.00	13,085.00	
10-599-500154 Lease Purchase Interest	361.00	625.00	490.00		22	382.00	382.00	
10-599-500199 Pope Grt-Animal Control	984.00							
599 Animal Control								
Total Expenditure	**$377,093.00**	**$407,677.00**	**$322,793.00**			**$511,921.00**	**$419,690.00**	**$419,690.00**

Account	2015 - 2016 Actual ($)	2016 - 2017 Budget ($)	3/31/2017 Actual ($)	2016 - 2017 Estimate	2016 - 2017 %Remaining	2017 - 2018 Requested	2017 - 2018 Recommended	2017 - 2018 Approved
600 Contributions Other Agenc								
Expenditure								
10-600-500054 Insurance-Aycock Gym	597.00	1,314.00	468.00		64	515.00	515.00	
10-600-500203 Rescue Squad Operating	60,000.00	61,375.00	48,875.00		20	61,975.00	61,975.00	
10-600-500205 Crimestoppers	500.00	500.00			100	2,000.00	500.00	
10-600-500207 Council Of Governments	17,378.00	17,378.00	13,035.00		25	17,378.00	17,378.00	
10-600-500208 Downtown Development	1,500.00	1,500.00	1,500.00			1,500.00	1,500.00	
10-600-500209 Human Relation Commission	-800.00	800.00			100			
10-600-500210 Lifeline	2,400.00	2,400.00			100	5,000.00	2,400.00	
10-600-500214 Recreation-City	332,429.00	386,595.00	206,141.00		47	411,960.00	411,960.00	
10-600-500216 H.L.Perry Library	562,200.00	562,200.00	421,650.00		25	577,000.00	562,200.00	
10-600-500217 Recreation-Aquatics	98,819.00	155,220.00	68,355.00		56	148,480.00	148,480.00	

Account	2015 - 2016 Actual ($)	2016 - 2017 Budget ($)	3/31/2017 Actual ($)	2016 - 2017 Estimate	2016 - 2017 %Remaining	2017 - 2018 Requested	2017 - 2018 Recommended	2017 - 2018 Approved
10-600-500218 Regional Airport	28,750.00	28,750.00	28,750.00			28,750.00	28,750.00	
10-600-500219 Fvw Opportunities	12,000.00	12,000.00	12,000.00			15,000.00	12,000.00	
10-600-500220 Karts County Match	43,397.00	34,561.00	34,561.00			43,233.00	43,233.00	
10-600-500223 Smart Start Contribution	5,000.00	3,500.00	3,500.00			5,000.00	3,500.00	
10-600-500224 Arts Council	900.00	900.00	900.00			1,500.00	900.00	
10-600-500226 Four Rivers Rc&D	500.00	500.00	500.00			500.00	500.00	
10-600-500228 Dot-Karts Rgp Grant	69,244.00	69,244.00	57,728.00		17	77,937.00	77,937.00	
10-600-500229 Boys & Girls Club	27,000.00	27,000.00	27,000.00			30,000.00	27,000.00	
10-600-500237 Historic Society-Utility	5,000.00							
10-600-500250 Gateway Edc	4,750.00	4,750.00			100	2,500.00	500.00	
10-600-500251 Kiredc	36,000.00	36,000.00	27,000.00		25	36,000.00	36,000.00	

Account	2015 - 2016 Actual ($)	2016 - 2017 Budget ($)	3/31/2017 Actual ($)	2016 - 2017 Estimate	2016 - 2017 %Remaining	2017 - 2018 Requested	2017 - 2018 Recommended	2017 - 2018 Approved
10-600-500253 Beaver Management	4,000.00	4,000.00	4,000.00			4,000.00	4,000.00	
10-600-500254 Jcpc Youth Villages	1,392.00		-2,781.00					
10-600-500255 Jcpc Administrative	4,044.00	6,300.00	1,923.00		69	6,300.00	6,300.00	
10-600-500257 Central Childrens Home	18,000.00	18,000.00	1,440.00		92	18,000.00	18,000.00	
10-600-500261 Teen Outreach Program	-142.00							
10-600-500272 Roanoke River Basin Association	100.00	100.00	-100.00		200	4,500.00	100.00	
10-600-500285 Karts Facility Match	35,534.00	35,354.00	35,534.00		-1	35,534.00	35,534.00	
10-600-500289 Community Partners Of Hope	2,400.00	2,400.00			100	2,400.00	2,400.00	
10-600-500292 Grant Match-Fox Pond Park	6,250.00							
10-600-500297 Henderson Concer Assoc	500.00	500.00			100	500.00	500.00	
10-600-500298 Broadband Initiative			5,000.00					

Account	2015 - 2016 Actual ($)	2016 - 2017 Budget ($)	3/31/2017 Actual ($)	2016 - 2017 Estimate	2016 - 2017 %Remaining	2017 - 2018 Requested	2017 - 2018 Recommended	2017 - 2018 Approved
600 Contributions Other Agenc								
Total Expenditure	**$1,379,642.00**	**$1,473,141.00**	**$996,979.00**			**$1,537,462.00**	**$1,504,062.00**	**$1,504,062.00**

Account	2015 - 2016 Actual ($)	2016 - 2017 Budget ($)	3/31/2017 Actual ($)	2016 - 2017 Estimate	2016 - 2017 %Remaining	2017 - 2018 Requested	2017 - 2018 Recommended	2017 - 2018 Approved
629 H.Leslie Perry Library								
Expenditure								
10-629-500001 Regular Salaries	358,819.00		250,539.00					
10-629-500002 Part-Time Salaries	79,500.00		53,844.00					
10-629-500004 Longevity Pay	2,950.00		900.00					
10-629-500005 Fica Expense	33,679.00		23,282.00					
10-629-500006 Group Insurance	90,721.00		69,108.00					
10-629-500007 Retirement	24,492.00		18,456.00					
629 H.Leslie Perry Library								
Total Expenditure	**$590,161.00**		**$416,129.00**					

Account	2015 - 2016 Actual ($)	2016 - 2017 Budget ($)	3/31/2017 Actual ($)	2016 - 2017 Estimate	2016 - 2017 %Remaining	2017 - 2018 Requested	2017 - 2018 Recommended	2017 - 2018 Approved
630 Vance County Housing Auth								
Expenditure								
10-630-500001 Regular Salaries	153,181.00		125,037.00					
10-630-500002 Part-Time Salaries	21,016.00		6,514.00					
10-630-500004 Longevity Pay			50.00					
10-630-500005 Fica Expense	13,296.00		10,037.00					
10-630-500006 Group Insurance	21,981.00		20,706.00					
10-630-500007 Retirement	10,370.00		9,181.00					
630 Vance County Housing Auth								
Total Expenditure	**$219,844.00**		**$171,525.00**					

Account	2015 - 2016 Actual ($)	2016 - 2017 Budget ($)	3/31/2017 Actual ($)	2016 - 2017 Estimate	2016 - 2017 %Remaining	2017 - 2018 Requested	2017 - 2018 Recommended	2017 - 2018 Approved
601 Smart Start Program								
Expenditure								
10-601-500001 Regular Salaries	39,007.00	38,295.00	27,638.00		28	41,580.00	37,341.00	
10-601-500005 Fica Expense	3,058.00	2,930.00	2,114.00		28		2,857.00	
10-601-500007 Retirement			456.00					
10-601-500014 Travel/Training	5,072.00	5,025.00	6,368.00		-27	5,025.00	5,025.00	
10-601-500033 Departmental Supplies	1,488.00	1,976.00	3,698.00		-87	1,952.00	1,952.00	
10-601-500037 Workmens Comp Insurance	148.00	220.00	694.00		-215		842.00	
10-601-500045 Contracted Services	6,300.00	6,100.00	5,200.00		15	6,100.00	6,523.00	
10-601-500054 Insurance & Bonds	101.00	111.00	106.00		5		117.00	
601 Smart Start Program								
Total Expenditure	**$55,174.00**	**$54,657.00**	**$46,274.00**			**$54,657.00**	**$54,657.00**	**$54,657.00**

Account	2015 - 2016 Actual ($)	2016 - 2017 Budget ($)	3/31/2017 Actual ($)	2016 - 2017 Estimate	2016 - 2017 %Remaining	2017 - 2018 Requested	2017 - 2018 Recommended	2017 - 2018 Approved
602 4-H Pullet Chain								
Expenditure								
10-602-500132 Awards	712.00							
10-602-500163 4-H Auction Payments	610.00							
602 4-H Pullet Chain								
Total Expenditure	**$1,322.00**							

Account	2015 - 2016 Actual ($)	2016 - 2017 Budget ($)	3/31/2017 Actual ($)	2016 - 2017 Estimate	2016 - 2017 %Remaining	2017 - 2018 Requested	2017 - 2018 Recommended	2017 - 2018 Approved
604 Cooperative Extension 4-H								
Expenditure								
10-604-500014 Travel/Training	10.00	500.00	34.00		93	500.00	500.00	
10-604-500033 Departmental Supplies		500.00			100	500.00	500.00	
10-604-500062 Special Projects	5,673.00	10,000.00	1,191.00		88	10,000.00	10,000.00	
10-604-500070 Miscellaneous Expense	10.00							
10-604-500405 4-H Farm Bureau Expense	1,946.00	5,000.00	5,638.00		-13	5,000.00	5,000.00	
604 Cooperative Extension 4-H								
Total Expenditure	**$7,639.00**	**$16,000.00**	**$6,863.00**			**$16,000.00**	**$16,000.00**	**$16,000.00**

Account	2015 - 2016 Actual ($)	2016 - 2017 Budget ($)	3/31/2017 Actual ($)	2016 - 2017 Estimate	2016 - 2017 %Remaining	2017 - 2018 Requested	2017 - 2018 Recommended	2017 - 2018 Approved
605 Cooperative Extension Ser								
Expenditure								
10-605-500002 Part-Time Salaries	12,824.00	17,290.00	6,891.00		60	1,246.00	1,246.00	
10-605-500005 Fica Expense	880.00	1,323.00	527.00		60	96.00	96.00	
10-605-500006 Group Insurance	2,486.00	4,464.00	2,043.00		54	4,464.00	3,000.00	
10-605-500011 Telephone & Postage	3,670.00	3,800.00	2,564.00		33	3,800.00	3,200.00	
10-605-500014 Travel/Training	399.00	750.00	445.00		41	750.00	750.00	
10-605-500016 Maintenance Equipment	-603.00							
10-605-500021 Equipment Rental	9,430.00	8,900.00	6,581.00		26	8,904.00	8,900.00	
10-605-500026 Advertising	758.00	500.00	199.00		60	500.00	500.00	
10-605-500032 Office Supplies	1,126.00	1,250.00	595.00		52	1,500.00	1,250.00	
10-605-500033 Departmental Supplies	149.00	250.00	271.00		-8	250.00	250.00	

Account	2015 - 2016 Actual ($)	2016 - 2017 Budget ($)	3/31/2017 Actual ($)	2016 - 2017 Estimate	2016 - 2017 %Remaining	2017 - 2018 Requested	2017 - 2018 Recommended	2017 - 2018 Approved
10-605-500037 Workmens Comp Insurance	20.00	100.00	313.00		-213	379.00	380.00	
10-605-500045 Contracted Services	83,277.00	82,004.00	79,495.00		3	131,624.00	131,624.00	
10-605-500053 Dues & Subscriptions	424.00	1,500.00	676.00		55	1,500.00	1,100.00	
10-605-500054 Insurance & Bonds	1,217.00	1,339.00	551.00		59	1,339.00	607.00	
10-605-500062 Special Projects		300.00			100	300.00		
10-605-500150 Family & Consumer Sciences	615.00	500.00	32.00		94	500.00		
10-605-500159 Master Gardener		500.00			100	500.00	100.00	
10-605-500191 Ag Funds		500.00			100			
10-605-500277 Farm Bureau Support	6,889.00	6,000.00	3,831.00		36	6,000.00	6,000.00	
10-605-500288 Nourishing Nc Grant	389.00	800.00			100			
10-605-500299 Health Dept Grant			4,233.00			11,000.00	11,000.00	

Account	2015 - 2016 Actual ($)	2016 - 2017 Budget ($)	3/31/2017 Actual ($)	2016 - 2017 Estimate	2016 - 2017 %Remaining	2017 - 2018 Requested	2017 - 2018 Recommended	2017 - 2018 Approved
605 Cooperative Extension Ser								
Total Expenditure	**$123,950.00**	**$132,070.00**	**$109,247.00**			**$174,651.00**	**$170,003.00**	**$170,003.00**

Account	2015 - 2016 Actual ($)	2016 - 2017 Budget ($)	3/31/2017 Actual ($)	2016 - 2017 Estimate	2016 - 2017 %Remaining	2017 - 2018 Requested	2017 - 2018 Recommended	2017 - 2018 Approved
622 Farmer'S Market								
Expenditure								
10-622-500002 Part-Time Salaries	16,152.00	14,464.00	9,765.00		32	14,464.00	14,465.00	
10-622-500005 Fica Expense	1,236.00	1,106.00	747.00		32	1,700.00	1,107.00	
10-622-500011 Telephone & Postage	1,732.00	1,700.00	1,303.00		23	1,700.00	1,700.00	
10-622-500013 Utilities	3,050.00	5,500.00	2,029.00		63	5,500.00	4,500.00	
10-622-500014 Travel/Training		500.00			100	500.00	200.00	
10-622-500015 Maintenance Building & Grounds	303.00	500.00	56.00		89	500.00	500.00	
10-622-500026 Advertising	1,825.00	2,400.00	1,500.00		38	2,400.00	2,400.00	
10-622-500032 Office Supplies	115.00	500.00	400.00		20	600.00	500.00	
10-622-500033 Departmental Supplies	397.00	400.00	303.00		24	500.00	500.00	
10-622-500037 Workmens Comp Insurance	257.00	283.00	262.00		7	308.00	318.00	

Account	2015 - 2016 Actual ($)	2016 - 2017 Budget ($)	3/31/2017 Actual ($)	2016 - 2017 Estimate	2016 - 2017 %Remaining	2017 - 2018 Requested	2017 - 2018 Recommended	2017 - 2018 Approved
10-622-500045 Contracted Services	6,323.00	5,500.00	4,404.00		20	5,500.00	6,000.00	
10-622-500054 Insurance & Bonds	507.00	558.00	386.00		31	600.00	425.00	
10-622-500057 Pest Control						480.00	480.00	
622 Farmer'S Market								
Total Expenditure	**$31,897.00**	**$33,411.00**	**$21,155.00**			**$34,752.00**	**$33,095.00**	**$33,095.00**

Account	2015 - 2016 Actual ($)	2016 - 2017 Budget ($)	3/31/2017 Actual ($)	2016 - 2017 Estimate	2016 - 2017 %Remaining	2017 - 2018 Requested	2017 - 2018 Recommended	2017 - 2018 Approved
607 Veterans Service								
Expenditure								
10-607-500001 Regular Salaries	34,213.00	76,176.00	57,420.00		25	77,328.00	77,328.00	
10-607-500002 Part-Time Salaries	1,972.00							
10-607-500004 Longevity Pay	100.00	500.00	500.00			500.00	500.00	
10-607-500005 Fica Expense	2,761.00	5,866.00	4,216.00		28	6,000.00	5,954.00	
10-607-500006 Group Insurance	8,793.00	19,368.00	14,335.00		26	21,936.00	19,140.00	
10-607-500007 Retirement Local Gov'T	2,323.00	5,636.00	4,251.00		25	5,908.00	5,908.00	
10-607-500011 Telephone & Postage	3,052.00	3,500.00	2,356.00		33	3,500.00	3,400.00	
10-607-500014 Travel/Training	988.00	1,500.00	633.00		58	2,500.00	1,500.00	
10-607-500016 Maintenance Equipment	249.00	433.00			100			
10-607-500021 Equipment Rental	385.00	417.00	1,134.00		-172	1,322.00	1,800.00	

	2015 - 2016	2016 - 2017	3/31/2017	2016 - 2017		2017 - 2018		
Account	**Actual ($)**	**Budget ($)**	**Actual ($)**	**Estimate**	**%Remaining**	**Requested**	**Recommended**	**Approved**
10-607-500032 Office Supplies	1,293.00	1,500.00	694.00		54	1,500.00	1,000.00	
10-607-500037 Workmens Comp Insurance	115.00	200.00	214.00		-7	200.00	259.00	
10-607-500045 Contracted Services	9,890.00		247.00					
10-607-500053 Dues & Subscriptions	35.00	95.00			100	95.00	95.00	
10-607-500054 Insurance & Bonds	248.00	273.00	218.00		20	372.00	240.00	
607 Veterans Service								
Total Expenditure	**$66,417.00**	**$115,464.00**	**$86,218.00**			**$121,161.00**	**$117,124.00**	**$117,124.00**

Account	2015 - 2016 Actual ($)	2016 - 2017 Budget ($)	3/31/2017 Actual ($)	2016 - 2017 Estimate	2016 - 2017 %Remaining	2017 - 2018 Requested	2017 - 2018 Recommended	2017 - 2018 Approved
610 Social Services								
Expenditure								
10-610-500001 Regular Salaries	3,638,667.00	3,947,718.00	2,693,587.00		32	3,980,490.00	3,988,350.00	
10-610-500002 Part-Time Salaries	53,571.00	85,660.00	72,145.00		16	80,641.00	80,641.00	
10-610-500003 Overtime	48,961.00		34,612.00					
10-610-500004 Longevity Pay	19,600.00	21,550.00	14,250.00		34	22,650.00	21,850.00	
10-610-500005 Fica Expense	281,332.00	310,062.00	210,216.00		32	311,422.00	312,950.00	
10-610-500006 Group Insurance	895,828.00	1,097,437.00	720,445.00		34	1,234,092.00	1,097,259.00	
10-610-500007 Retirement Local Gov'T	250,829.00	291,741.00	201,256.00		31	302,858.00	304,822.00	
10-610-500010 Professional Services	2,659.00	2,520.00	2,067.00		18	2,760.00	2,760.00	
10-610-500011 Telephone & Postage	73,606.00	93,000.00	44,607.00		52	93,000.00	80,000.00	
10-610-500014 Travel/Training	75,890.00	87,500.00	30,315.00		65	87,500.00	79,000.00	

Account	2015 - 2016 Actual ($)	2016 - 2017 Budget ($)	3/31/2017 Actual ($)	2016 - 2017 Estimate	2016 - 2017 %Remaining	2017 - 2018 Requested	2017 - 2018 Recommended	2017 - 2018 Approved
10-610-500016 Maintenance Equipment	11,979.00	19,914.00	8,518.00		57	16,029.00	16,029.00	
10-610-500017 Maintenance Vehicles	7,065.00	8,000.00	6,855.00		14	9,500.00	9,500.00	
10-610-500018 State Foster Home Fund	39,448.00	100,000.00	36,413.00		64	75,000.00	75,000.00	
10-610-500019 Aid To Blind-County	4,698.00	4,700.00	4,702.00		0	4,894.00	4,894.00	
10-610-500020 General Assistance	15,984.00	7,500.00	15,075.00		-101	15,000.00	7,500.00	
10-610-500021 Equipment Rental	28,273.00	28,500.00	20,671.00		27	28,500.00	28,500.00	
10-610-500022 Special Adoption Incentive	5,416.00	3,442.00	2,217.00		36	14,000.00	14,000.00	
10-610-500023 Medical Services		330,000.00			100			
10-610-500024 Iv-E Foster Care	222,151.00		176,629.00			310,000.00	280,000.00	
10-610-500026 Advertising	10,998.00	9,321.00	6,462.00		31	9,321.00	9,321.00	
10-610-500027 Public Assistance	440,606.00	500,000.00	318,844.00		36	510,000.00	465,000.00	

Account	2015 - 2016 Actual ($)	2016 - 2017 Budget ($)	3/31/2017 Actual ($)	2016 - 2017 Estimate	2016 - 2017 %Remaining	2017 - 2018 Requested	2017 - 2018 Recommended	2017 - 2018 Approved
10-610-500028 Foster Care-Non Reimb	9,036.00	7,500.00	5,602.00		25	7,500.00	7,500.00	
10-610-500031 Auto Supplies	9,406.00	8,500.00	5,746.00		32	8,500.00	8,500.00	
10-610-500032 Office Supplies	54,753.00	55,000.00	37,847.00		31	55,000.00	55,000.00	
10-610-500037 Workmens Comp Insurance	38,560.00	42,520.00	41,320.00		3	49,504.00	49,500.00	
10-610-500038 Unemployment Insurance	3,523.00	3,875.00	9,154.00		-136	9,154.00	9,154.00	
10-610-500040 Links-Foster Care	3,095.00	16,945.00	810.00		95	12,136.00	12,136.00	
10-610-500044 Special Contracted Services	67,592.00	68,500.00	43,297.00		37	68,500.00	68,500.00	
10-610-500045 Contracted Services	167,956.00	210,000.00	88,399.00		58	210,000.00	185,000.00	
10-610-500048 Day Care St/Fed	2,056,405.00	1,980,000.00	1,079,066.00		46	1,707,657.00	1,707,657.00	
10-610-500051 Day Care-Smart Start	395,244.00	508,000.00	259,158.00		49	410,948.00	410,948.00	
10-610-500053 Dues & Subscriptions	2,020.00	1,819.00	1,847.00		-2	1,979.00	1,979.00	

Account	2015 - 2016 Actual ($)	2016 - 2017 Budget ($)	3/31/2017 Actual ($)	2016 - 2017 Estimate	2016 - 2017 %Remaining	2017 - 2018 Requested	2017 - 2018 Recommended	2017 - 2018 Approved
10-610-500054 Insurance & Bonds	23,908.00	26,298.00	19,409.00		26	21,349.00	21,350.00	
10-610-500074 Capital Outlay		24,750.00	22,871.00		8			
10-610-500078 Special Links	6,689.00	3,500.00	5,846.00		-67	3,500.00	3,500.00	
10-610-500081 It Services	48,000.00	48,000.00	36,000.00		25	48,000.00	48,000.00	
10-610-500085 Non-Capitalized Assets	58,808.00	63,895.00	18,821.00		71	60,500.00	60,500.00	
10-610-500096 Licenses And Fees	510.00	510.00	510.00			510.00	510.00	
10-610-500139 Duke Progress Low Income Asst	27,516.00							
10-610-500142 Progress Energy/ Wake Electric	-674.00	8,944.00	5,015.00		44	6,561.00	6,561.00	
10-610-500143 Work First-Emergency Assistanc	78,939.00	80,000.00	81,062.00		-1	80,000.00	80,000.00	
10-610-500144 Work First	162,361.00	180,000.00	139,058.00		23	180,000.00	180,000.00	
10-610-500146 Medicaid Cap Reimb	52,452.00	60,000.00	43,867.00		27	60,000.00	60,000.00	

Account	2015 - 2016 Actual ($)	2016 - 2017 Budget ($)	3/31/2017 Actual ($)	2016 - 2017 Estimate	2016 - 2017 %Remaining	2017 - 2018 Requested	2017 - 2018 Recommended	2017 - 2018 Approved
10-610-500147 Edtap	49,401.00	30,035.00	5,110.00		83	30,036.00	38,266.00	
10-610-500235 Crisis Intervention	332,882.00	327,650.00	279,356.00		15	292,787.00	292,787.00	
10-610-500243 Medical Transportation	567,177.00	520,000.00	413,892.00		20	620,000.00	520,000.00	
10-610-500416 Shift Dss Grant	10,844.00	20,000.00	14,369.00		28	13,333.00	13,333.00	
10-610-500432 Work Number						5,645.00	5,645.00	
10-610-500433 Low Income Home Energy Assist	416,480.00	327,650.00	435,945.00		-33	292,787.00	292,787.00	
10-610-500434 Verification Documents	3,761.00	4,000.00	2,074.00		48	4,000.00	4,000.00	
10-610-500435 Adoption Assistance-Cash	88,199.00	95,000.00	71,136.00		25	95,000.00	95,000.00	
10-610-500436 Adoption Assistance-Vendor	22,171.00	39,000.00	19,366.00		50	39,000.00	39,000.00	
10-610-500437 Issuance Ebt	21,074.00	22,000.00	15,423.00		30	28,000.00	28,000.00	
10-610-500446 Dna Testing/Clerk Of Court Fees	16,350.00	20,000.00	12,600.00		37	20,000.00	20,000.00	

Account	2015 - 2016 Actual ($)	2016 - 2017 Budget ($)	3/31/2017 Actual ($)	2016 - 2017 Estimate	2016 - 2017 %Remaining	2017 - 2018 Requested	2017 - 2018 Recommended	2017 - 2018 Approved
10-610-534636	223.00		235.00				500.00	
Medicaid Cost Calculation								
610 Social Services								
Total Expenditure	**$10,922,222.00**	**$11,752,456.00**	**$7,834,097.00**			**$11,549,543.00**	**$11,202,989.00**	**$11,202,989.00**

Account	2015 - 2016 Actual ($)	2016 - 2017 Budget ($)	3/31/2017 Actual ($)	2016 - 2017 Estimate	2016 - 2017 %Remaining	2017 - 2018 Requested	2017 - 2018 Recommended	2017 - 2018 Approved
611 Program On Aging								
Expenditure								
10-611-500001 Regular Salaries	296,206.00	307,458.00	225,873.00		27	311,886.00	311,886.00	
10-611-500004 Longevity Pay	1,800.00	2,200.00	2,050.00		7	2,450.00	2,450.00	
10-611-500005 Fica Expense	22,698.00	23,689.00	17,383.00		27	24,047.00	24,047.00	
10-611-500006 Group Insurance	103,265.00	121,050.00	86,372.00		29	137,100.00	119,625.00	
10-611-500007 Retirement Local Gov T	20,175.00	22,760.00	16,729.00		26	23,858.00	23,859.00	
10-611-500011 Telephone & Postage	8,810.00	10,000.00	5,754.00		42	10,000.00	10,000.00	
10-611-500014 Travel/Training	23,556.00	21,278.00	13,706.00		36	21,278.00	21,278.00	
10-611-500016 Maintenance Equipment	1,726.00	2,000.00	2,244.00		-12	2,300.00	2,300.00	
10-611-500021 Equipment Rental	2,806.00	2,800.00	2,231.00		20	2,800.00	2,800.00	
10-611-500026 Advertising	830.00	200.00	262.00		-31	300.00	300.00	

Account	2015 - 2016 Actual ($)	2016 - 2017 Budget ($)	3/31/2017 Actual ($)	2016 - 2017 Estimate	2016 - 2017 %Remaining	2017 - 2018 Requested	2017 - 2018 Recommended	2017 - 2018 Approved
10-611-500033 Departmental Supplies	18,042.00	9,850.00	5,666.00		42	9,850.00	9,850.00	
10-611-500037 Workmens Comp Insurance	4,176.00	4,596.00	4,123.00		10	4,999.00	5,000.00	
10-611-500038 Unemployment Insurance		2,500.00			100	2,500.00	2,500.00	
10-611-500044 Special Contracted Services	22,412.00	25,000.00	24,517.00		2	35,000.00	35,000.00	
10-611-500045 Contracted Services	71,409.00	65,000.00	53,161.00		18	65,000.00	65,000.00	
10-611-500054 Insurance & Bonds	2,136.00	2,349.00	1,372.00		42	1,509.00	1,510.00	
10-611-500085 Non-Capitalized Assets		6,000.00	6,548.00		-9	3,000.00	3,000.00	
10-611-500147 Edtap	11,569.00	30,036.00	350.00		99	30,036.00	38,266.00	
10-611-500148 Ship Grant	4,047.00	4,558.00	2,143.00		53	4,558.00	4,558.00	
10-611-500192 Ncdot Aging Grt County Match	3,762.00	3,125.00	6,013.00		-92	3,125.00	3,125.00	
611 Program On Aging								
Total Expenditure	**$619,425.00**	**$666,449.00**	**$476,497.00**			**$695,596.00**	**$686,354.00**	**$686,354.00**

Account	2015 - 2016 Actual ($)	2016 - 2017 Budget ($)	3/31/2017 Actual ($)	2016 - 2017 Estimate	2016 - 2017 %Remaining	2017 - 2018 Requested	2017 - 2018 Recommended	2017 - 2018 Approved
613 Dss Vend Machines-Foster								
Expenditure								
10-613-500061 Donations Foster Children	848.00	1,500.00	516.00		66	1,500.00	1,500.00	
10-613-500069 Vending Machines	4,577.00	3,000.00	2,374.00		21	3,000.00	3,000.00	
10-613-500166 Christmas At Dss		1,500.00	1,697.00		-13	1,500.00	1,500.00	
613 Dss Vend Machines-Foster								
Total Expenditure	**$5,425.00**	**$6,000.00**	**$4,587.00**			**$6,000.00**	**$6,000.00**	**$6,000.00**

Account	2015 - 2016 Actual ($)	2016 - 2017 Budget ($)	3/31/2017 Actual ($)	2016 - 2017 Estimate	2016 - 2017 %Remaining	2017 - 2018 Requested	2017 - 2018 Recommended	2017 - 2018 Approved
615 Nutritional Meals Program								
Expenditure								
10-615-500002 Part-Time Salaries	9,388.00	9,840.00	7,380.00		25	9,840.00	9,840.00	
10-615-500005 Fica Expense	718.00	753.00	565.00		25	753.00	753.00	
10-615-500014 Travel/Training	7,734.00	9,480.00	5,346.00		44	9,480.00	9,480.00	
10-615-500032 Office Supplies	232.00	100.00	52.00		48	100.00	100.00	
10-615-500033 Departmental Supplies	16,061.00	10,479.00	7,858.00		25	10,479.00	10,479.00	
10-615-500037 Workmens Comp Insurance	176.00	193.00	178.00		8	216.00	217.00	
10-615-500049 Liquid Nutrition	14,242.00	13,000.00	19,019.00		-46	15,000.00	15,000.00	
10-615-500054 Insurance & Bonds	83.00	91.00	106.00		-16	117.00	117.00	
10-615-500055 Purchased Meals	78,466.00	87,000.00	49,618.00		43	87,000.00	87,000.00	
10-615-500096 License & Fees	510.00	820.00	510.00		38	820.00	820.00	

Account	2015 - 2016 Actual ($)	2016 - 2017 Budget ($)	3/31/2017 Actual ($)	2016 - 2017 Estimate	2016 - 2017 %Remaining	2017 - 2018 Requested	2017 - 2018 Recommended	2017 - 2018 Approved
615 Nutritional Meals Program								
Total Expenditure	**$127,610.00**	**$131,756.00**	**$90,632.00**			**$133,805.00**	**$133,806.00**	**$133,806.00**

Account	2015 - 2016 Actual ($)	2016 - 2017 Budget ($)	3/31/2017 Actual ($)	2016 - 2017 Estimate	2016 - 2017 %Remaining	2017 - 2018 Requested	2017 - 2018 Recommended	2017 - 2018 Approved
619 Youth Services (Nypum)								
Expenditure								
10-619-500014 Travel/Training	2,404.00	2,400.00	1,041.00		57	2,400.00	2,400.00	
10-619-500017 Maintenance Vehicles	977.00	800.00	145.00		82	1,000.00	1,000.00	
10-619-500031 Auto Supplies	996.00	1,300.00	115.00		91	1,300.00	1,300.00	
10-619-500034 Other Supplies & Materials	3,529.00	3,000.00	21.00		99	3,000.00	3,000.00	
10-619-500044 Special Contracted Services	143,822.00	152,316.00	91,441.00		40	168,340.00	158,009.00	
10-619-500047 Food & Provisions	1,951.00	3,000.00	-800.00		127	2,500.00	2,500.00	
10-619-500052 Restitution Payments	574.00	1,000.00	169.00		83	1,000.00	1,000.00	
10-619-500054 Insurance & Bonds	958.00	950.00	965.00		-2	1,045.00	1,045.00	
619 Youth Services (Nypum) **Total Expenditure**	**$155,211.00**	**$164,766.00**	**$93,097.00**			**$180,585.00**	**$170,254.00**	**$170,254.00**

Account	2015 - 2016 Actual ($)	2016 - 2017 Budget ($)	3/31/2017 Actual ($)	2016 - 2017 Estimate	2016 - 2017 %Remaining	2017 - 2018 Requested	2017 - 2018 Recommended	2017 - 2018 Approved
620 Friends Of Youth								
Expenditure								
10-620-500014 Travel/Training	10,493.00	5,800.00	4,544.00		22	5,800.00	5,800.00	
10-620-500017 Maintenance Vehicles	14.00	400.00	812.00		-103	1,000.00	1,000.00	
10-620-500031 Auto Supplies	709.00	1,200.00	854.00		29	1,200.00	1,200.00	
10-620-500032 Office Supplies						2,000.00	2,000.00	
10-620-500034 Other Supplies & Materials	4,909.00	1,750.00	165.00		91			
10-620-500044 Special Contracted Services	41,841.00	45,484.00	28,436.00		37	46,812.00	46,812.00	
10-620-500047 Food & Provisions	3,498.00	3,000.00	-262.00		109	3,000.00	3,000.00	
10-620-500054 Insurance & Bonds	435.00	460.00	436.00		5	550.00	550.00	
10-620-500062 Special Projects		1,000.00			100	2,000.00	2,000.00	
620 Friends Of Youth								
Total Expenditure	**$61,899.00**	**$59,094.00**	**$34,985.00**			**$62,362.00**	**$62,362.00**	**$62,362.00**

Account	2015 - 2016 Actual ($)	2016 - 2017 Budget ($)	3/31/2017 Actual ($)	2016 - 2017 Estimate	2016 - 2017 %Remaining	2017 - 2018 Requested	2017 - 2018 Recommended	2017 - 2018 Approved
621 911 Emergency Communicati								
Expenditure								
10-621-500001 Regular Salaries	690,593.00	742,344.00	530,992.00		28	746,844.00	750,760.00	
10-621-500002 Part Time Salaries	60,938.00	60,000.00	33,488.00		44	55,000.00	55,000.00	
10-621-500003 Overtime	36,969.00	29,000.00	32,983.00		-14	29,000.00	29,000.00	
10-621-500004 Longevity Pay	3,200.00	4,000.00	2,450.00		39	3,950.00	3,700.00	
10-621-500005 Fica Expense	58,432.00	63,904.00	45,000.00		30	63,862.00	64,143.00	
10-621-500006 Group Insurance	166,325.00	203,364.00	137,780.00		32	230,328.00	200,970.00	
10-621-500007 Retirement Local Gov'T	49,555.00	56,988.00	41,862.00		27	56,905.00	59,465.00	
10-621-500011 Telephone & Postage	10,937.00	11,400.00	7,522.00		34	11,400.00	11,200.00	
10-621-500013 Utilities	9,481.00	9,500.00	6,863.00		28	9,500.00	9,500.00	
10-621-500014 Travel/Training	8,633.00	5,000.00	4,325.00		14	5,000.00	5,000.00	

Account	2015 - 2016 Actual ($)	2016 - 2017 Budget ($)	3/31/2017 Actual ($)	2016 - 2017 Estimate	2016 - 2017 %Remaining	2017 - 2018 Requested	2017 - 2018 Recommended	2017 - 2018 Approved
10-621-500016 Maintenance Equipment	19,187.00	18,300.00	13,209.00		28	24,484.00	24,484.00	
10-621-500017 Maintenance Vehicles	1,559.00	1,750.00	358.00		80	1,750.00	1,750.00	
10-621-500021 Equipment Rental	9,990.00	12,000.00	7,901.00		34	12,000.00	11,000.00	
10-621-500026 Advertising	596.00	600.00	795.00		-33	1,000.00	800.00	
10-621-500031 Auto Supplies	3,780.00	4,000.00	2,680.00		33	4,000.00	4,000.00	
10-621-500032 Office Supplies	1,335.00	1,400.00	122.00		91	1,400.00	1,400.00	
10-621-500033 Departmental Supplies	4,866.00	2,200.00	1,498.00		32	2,200.00	2,200.00	
10-621-500034 Other Supplies & Materials			173.00					
10-621-500036 Uniforms	6,068.00	4,000.00	2,695.00		33	4,000.00	3,900.00	
10-621-500037 Workmens Comp Insurance	14,273.00	15,500.00	15,773.00		-2	15,803.00	19,123.00	
10-621-500045 Contracted Services	17,140.00	15,200.00	3,597.00		76	4,996.00	5,520.00	

Account	2015 - 2016 Actual ($)	2016 - 2017 Budget ($)	3/31/2017 Actual ($)	2016 - 2017 Estimate	2016 - 2017 %Remaining	2017 - 2018 Requested	2017 - 2018 Recommended	2017 - 2018 Approved
10-621-500053 Dues & Subscriptions	1,334.00	1,800.00	2,279.00		-27	1,800.00	1,800.00	
10-621-500054 Insurance & Bonds	11,857.00	13,042.00	7,525.00		42	14,346.00	8,278.00	
10-621-500057 Pest Control	1,725.00	1,200.00	1,150.00		4	1,200.00	1,200.00	
10-621-500060 County Road Signs	13,190.00	15,000.00	12,960.00		14	15,000.00	14,500.00	
10-621-500062 Special Projects			167.00					
10-621-500074 Capital Outlay	22,350.00							
10-621-500119 Tower Rental	6,101.00	6,000.00	4,500.00		25	6,000.00	6,000.00	
10-621-500525 911 Emp Grant Supp	46,736.00	17,773.00	-11,595.00		165	17,773.00	17,773.00	
10-621-500526 Disaster Expenditures			1,915.00					
10-621-500528 Progress Energy 911		500.00	3,005.00		-501			
10-621-500529 911 Emerg Performance Grant	1,785.00		325.00					

Account	2015 - 2016 Actual ($)	2016 - 2017 Budget ($)	3/31/2017 Actual ($)	2016 - 2017 Estimate	2016 - 2017 %Remaining	2017 - 2018 Requested	2017 - 2018 Recommended	2017 - 2018 Approved
10-621-500530			13,712.00					
Exerose Funding								
10-621-500578	1,104.00		250.00					
911 Lepc Grant								
621 911 Emergency Communicati								
Total Expenditure	**$1,280,039.00**	**$1,315,765.00**	**$928,259.00**			**$1,339,541.00**	**$1,312,466.00**	**$1,312,466.00**

Account	2015 - 2016 Actual ($)	2016 - 2017 Budget ($)	3/31/2017 Actual ($)	2016 - 2017 Estimate	2016 - 2017 %Remaining	2017 - 2018 Requested	2017 - 2018 Recommended	2017 - 2018 Approved
681 Public Schools								
Expenditure								
10-681-500074 Capital Outlay	613,933.00	965,000.00	736,812.00		24	1,465,000.00	1,465,000.00	
10-681-500087 Current Expense	7,202,440.00	8,232,440.00	6,174,324.00		25	8,754,321.00	8,232,440.00	
10-681-500091 Teacher Supplements	1,030,000.00							
681 Public Schools								
Total Expenditure	**$8,846,373.00**	**$9,197,440.00**	**$6,911,136.00**			**$10,219,321.00**	**$9,697,440.00**	**$9,697,440.00**

Account	2015 - 2016 Actual ($)	2016 - 2017 Budget ($)	3/31/2017 Actual ($)	2016 - 2017 Estimate	2016 - 2017 %Remaining	2017 - 2018 Requested	2017 - 2018 Recommended	2017 - 2018 Approved
683 Vance-Granville Comm Coll								
Expenditure								
10-683-500074 Capital Outlay	18,720.00	18,720.00	14,040.00		25	403,358.00	23,720.00	
10-683-500087 Current Expense	961,260.00	986,260.00	739,692.00		25	1,138,917.00	1,044,260.00	
10-683-500089 Mph Nursing Center	7,280.00	7,280.00	5,490.00		25	12,680.00	12,680.00	
10-683-500287 Current Exp - Corporate Campus	24,000.00	48,000.00	36,000.00		25			
683 Vance-Granville Comm Coll								
Total Expenditure	**$1,011,260.00**	**$1,060,260.00**	**$795,222.00**			**$1,554,955.00**	**$1,080,660.00**	**$1,080,660.00**

Account	2015 - 2016 Actual ($)	2016 - 2017 Budget ($)	3/31/2017 Actual ($)	2016 - 2017 Estimate	2016 - 2017 %Remaining	2017 - 2018 Requested	2017 - 2018 Recommended	2017 - 2018 Approved
696 Transfers To Othr Funds								
Expenditure								
10-696-500063 Ds-Fund 20	771,855.00	792,103.00			100	969,197.00	969,197.00	
10-696-500064 Revaluation	78,125.00	60,625.00			100	40,600.00	40,600.00	
10-696-500066 Cr-Schools	1,980,408.00	1,897,232.00	1,181,465.00		38	2,142,893.00	2,142,893.00	
10-696-500067 Cr-General	429,011.00	200,000.00			100	301,650.00	301,650.00	
10-696-500071 Water Fund	369,402.00	501,209.00			100	396,967.00	396,967.00	
10-696-500072 Retirement/Pension Reserve	20,000.00							
10-696-500075 Capital Projects	17,000.00		34,447.00					
10-696-500077 Admin Bldg (Cr-Schools)	39,340.00							
10-696-500193 Transfer To Econ Development	25,380.00	100,000.00			100	100,000.00	100,000.00	
696 Transfers To Othr Funds								
Total Expenditure	**$3,730,521.00**	**$3,551,169.00**	**$1,215,912.00**			**$3,951,307.00**	**$3,951,307.00**	**$3,951,307.00**

Account	2015 - 2016 Actual ($)	2016 - 2017 Budget ($)	3/31/2017 Actual ($)	2016 - 2017 Estimate	2016 - 2017 %Remaining	2017 - 2018 Requested	2017 - 2018 Recommended	2017 - 2018 Approved
999 Contingency								
Expenditure								
10-999-500099 Contingency		100,000.00			100	100,000.00	100,000.00	
999 Contingency								
Total Expenditure		**$100,000.00**				**$100,000.00**	**$100,000.00**	**$100,000.00**
Report Total Expenditure	**$45,324,258.00**	**$48,094,807.00**	**$33,207,884.00**			**$51,288,273.70**	**$49,402,496.00**	**$49,402,496.00**

Account	2015 - 2016 Actual ($)	2016 - 2017 Budget ($)	3/31/2017 Actual ($)	2016 - 2017 Estimate	2016 - 2017 %Remaining	2017 - 2018 Requested	2017 - 2018 Recommended	2017 - 2018 Approved
16 Water Fund								
Revenue								
16-329-432900 Investment Earnings	390.00	200.00	841.00		-320	1,000.00	1,000.00	
16-367-436701 Water Line Reimb-City	16,504.00	16,040.00			100	16,504.00	16,504.00	
16-367-436712 Water Line Relocation Reimburseme			95,981.00					
16-375-437500 Metered Water Sales	381,506.00	521,220.00	334,982.00		36	595,000.00	595,000.00	
16-375-437501 Non-Metered Water Revenue	113,227.00	125,000.00	17,003.00		86	130,000.00	130,000.00	
16-375-437502 Water - Debt Setoff Revenue	2,543.00	1,500.00	3,189.00		-113	2,000.00	2,000.00	
16-376-437505 Connection Fees		5,000.00			100	5,000.00	5,000.00	
16-376-437506 Reconnect Fees		1,000.00	135.00		87	1,000.00	1,000.00	
16-376-437507 Nsf Check Fees	219.00	500.00	300.00		40	500.00	500.00	
16-376-437508 Late Payment Fees	10,920.00	10,000.00	10,557.00		-6	10,000.00	10,000.00	

Account	2015 - 2016 Actual ($)	2016 - 2017 Budget ($)	3/31/2017 Actual ($)	2016 - 2017 Estimate	%Remaining	2017 - 2018 Requested	Recommended	Approved
16-397-439710	369,402.00	501,209.00			100	396,967.00	396,967.00	
Transfer From General Fund								
16 Water Fund								
Total Revenue	**$894,711.00**	**$1,181,669.00**	**$462,988.00**			**$1,157,971.00**	**$1,157,971.00**	

Account	2015 - 2016 Actual ($)	2016 - 2017 Budget ($)	3/31/2017 Actual ($)	2016 - 2017 Estimate	2016 - 2017 %Remaining	2017 - 2018 Requested	2017 - 2018 Recommended	2017 - 2018 Approved
16 Water Fund								
Expenditure								
16-660-500621 Bond Principal - Water		175,000.00			100	177,000.00	177,000.00	
16-660-500622 Bond Interest - Water	351,535.00	351,535.00			100	346,333.00	346,333.00	
16-665-500011 Telephone & Postage	1,380.00	2,000.00	1,441.00		28	2,000.00	2,000.00	
16-665-500013 Utilities	4,602.00	6,000.00	3,013.00		50	5,000.00	5,000.00	
16-665-500026 Advertising		1,000.00			100	1,000.00	1,000.00	
16-665-500033 Departmental Supplies	6,892.00	28,875.00	2,207.00		92	12,000.00	12,000.00	
16-665-500044 Special Contracted Services	76,054.00	81,920.00	31,097.00		62	86,000.00	86,000.00	
16-665-500045 Contracted Services	152,846.00	129,600.00	95,374.00		26	150,000.00	150,000.00	
16-665-500054 Insurance & Bonds	1,626.00	1,789.00	1,275.00		29	1,403.00	1,403.00	
16-665-500079 Purchased Water	186,854.00	240,000.00	126,561.00		47	200,000.00	200,000.00	

Account	2015 - 2016 Actual ($)	2016 - 2017 Budget ($)	3/31/2017 Actual ($)	2016 - 2017 Estimate	2016 - 2017 %Remaining	2017 - 2018 Requested	2017 - 2018 Recommended	2017 - 2018 Approved
16-665-500088 Bank Service Charges	772.00	520.00	1,089.00		-109	1,750.00	1,750.00	
16-665-500230 Water Line Relocation			95,981.00					
16-665-500282 Bad Debt Expense	65,705.00	5,000.00			100	5,000.00	5,000.00	
16-665-500283 Debt Service Reserve	-52,333.00	52,654.00			100	52,334.00	52,334.00	
16-665-500284 Capacity Fee City	52,875.00	52,875.00			100	52,875.00	52,875.00	
16-665-500286 System Maintenance	29,266.00	28,125.00	30,756.00		-9	40,000.00	40,000.00	
16-665-500347 Permits	1,140.00	1,200.00	1,620.00		-35	1,700.00	1,700.00	
16-665-500390 Depreciation Expense	260,971.00	23,576.00			100	23,576.00	23,576.00	
16 Water Fund								
Total Expenditure	**$1,140,185.00**	**$1,181,669.00**	**$390,414.00**			**$1,157,971.00**	**$1,157,971.00**	

Water System Financial Analysis – (Includes Phase 3 Customers in FY2019)

Water Fund Revenues & Expenses

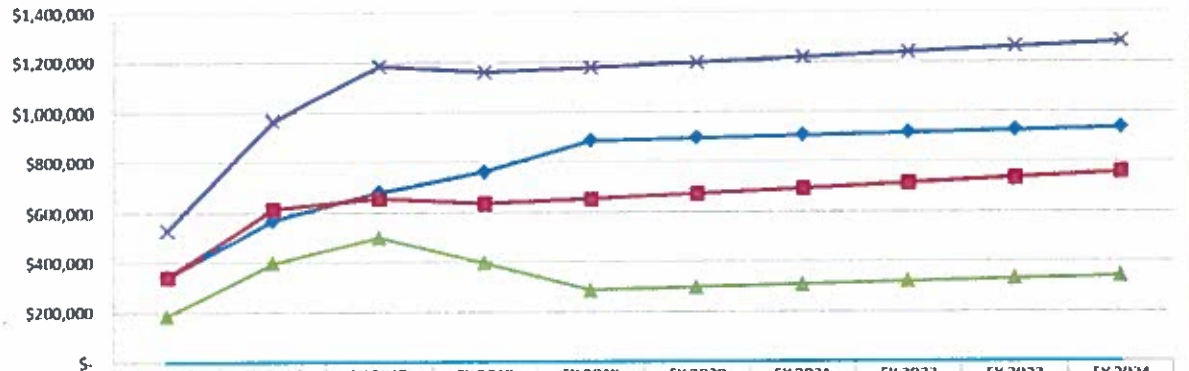

	FY 2015	FY 2016	FY 2017	FY 2018	FY 2019	FY 2020	FY 2021	FY 2022	FY 2023	FY 2024
Break Even Revenue	$527,535	$965,964	$1,181,669	$1,157,971	$1,175,445	$1,195,601	$1,216,164	$1,237,153	$1,258,584	$1,279,477
Total Operating Revenue	$342,100	$569,550	$680,460	$761,004	$886,148	$896,248.10	$906,449	$916,752.11	$927,158	$937,668.26
Total Operating Expenses	$340,326	$614,429	$655,134	$634,638	$652,380	$671,951	$692,109	$712,873	$734,259	$756,287
General Fund Contribution (Estimates)	$185,435	$396,413	$501,209	$396,967	$289,296	$299,353	$309,715	$320,401	$331,426	$341,808
Break-Even Customer Revenue/Month	$70.91	$68.33	$80.06	$77.70	$73.98	$74.51	$75.04	$75.58	$76.13	$76.62

Customer Projections

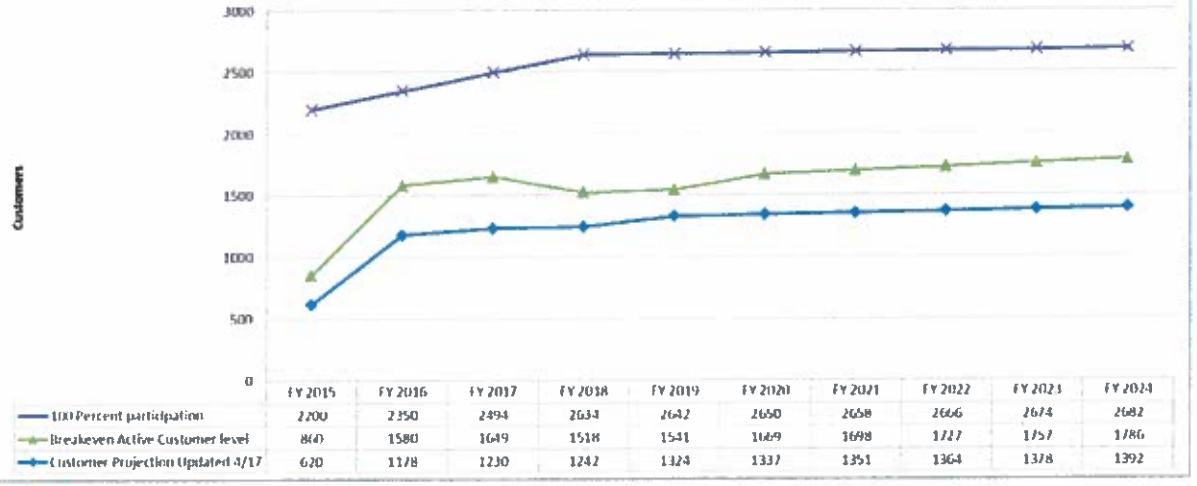

	FY 2015	FY 2016	FY 2017	FY 2018	FY 2019	FY 2020	FY 2021	FY 2022	FY 2023	FY 2024
100 Percent participation	2200	2350	2494	2634	2642	2650	2658	2666	2674	2682
Breakeven Active Customer level	860	1580	1649	1518	1541	1669	1698	1727	1757	1786
Customer Projection Updated 4/17	620	1178	1230	1242	1324	1337	1351	1364	1378	1392

Analysis of Data

	FY15	FY16	FY17	FY18	FY19	FY20	FY21	FY22	FY23	FY24
General Fund Contribution (Estimates)	$ 185,435	$ 396,413	$ 501,209	$ 396,967	$ 289,296	$ 299,353	$ 309,715	$ 320,401	$ 331,426	$ 341,808
Break Even Revenue	$ 527,535	$ 965,964	$ 1,181,669	$ 1,157,971	$ 1,175,445	$ 1,195,601	$ 1,216,164	$ 1,237,153	$ 1,258,584	$ 1,279,477
Break-Even Customer Revenue/Year	$ 850.86	$ 820.00	$ 960.71	$ 932.34	$ 887.80	$ 894.08	$ 900.45	$ 906.92	$ 913.50	$ 919.47
Break-Even Customer Revenue/Month	$ 70.91	$ 68.33	$ 80.06	$ 77.70	$ 73.98	$ 74.51	$ 75.04	$ 75.58	$ 76.13	$ 76.62
Customer Projection Updated 4/17	620	1178	1230	1242	1324	1337	1351	1364	1378	1392
Breakeven Active Customer level	860	1580	1649	1518	1541	1669	1698	1727	1757	1786
100 Percent participation	2200	2350	2494	2634	2642	2650	2658	2666	2674	2682

Components of the Vance County Water Rate and including Depreciation Expense - FY 2018

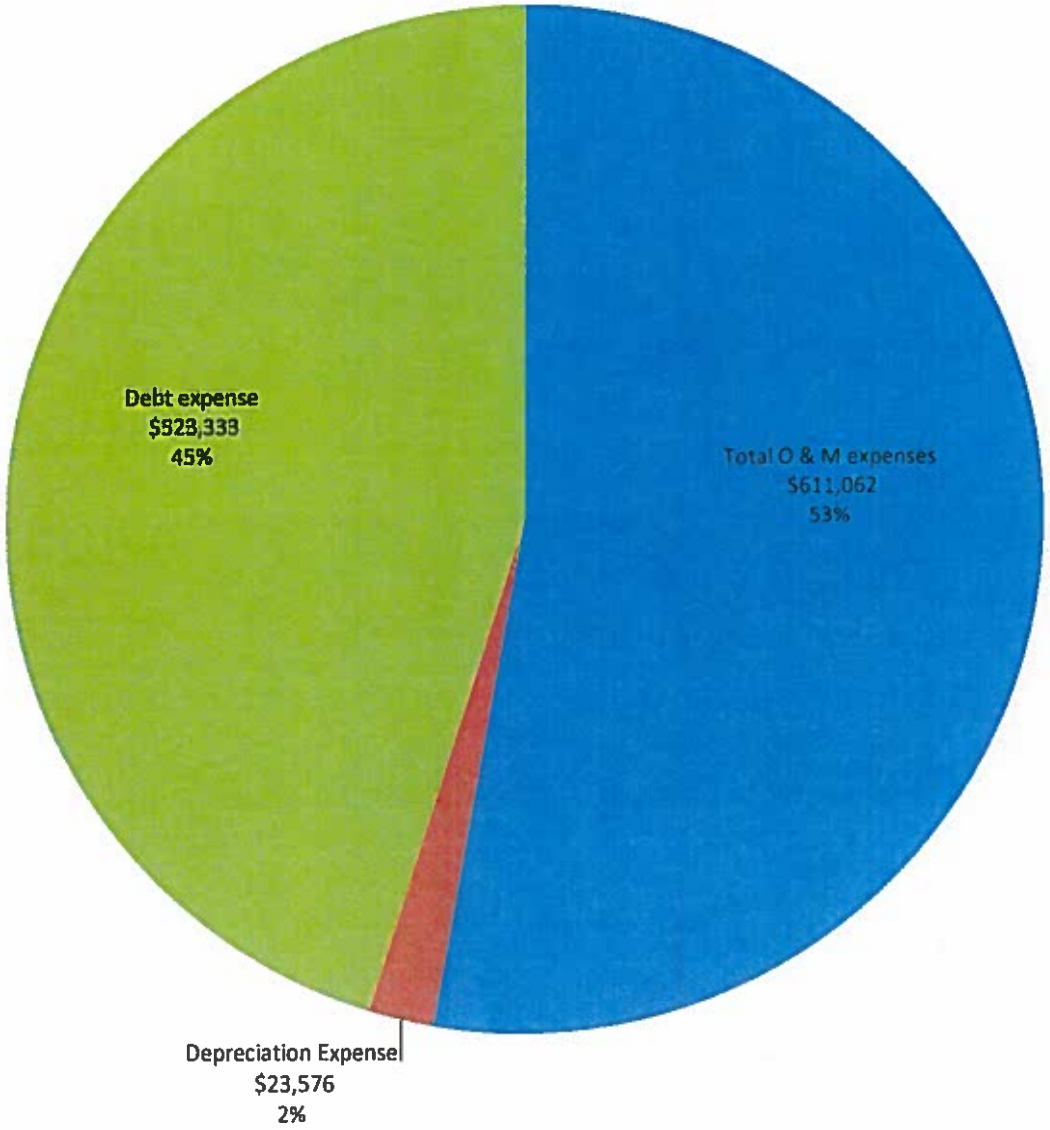

Components of Operation and Maintance Expense for the Vance County Water System - FY2018

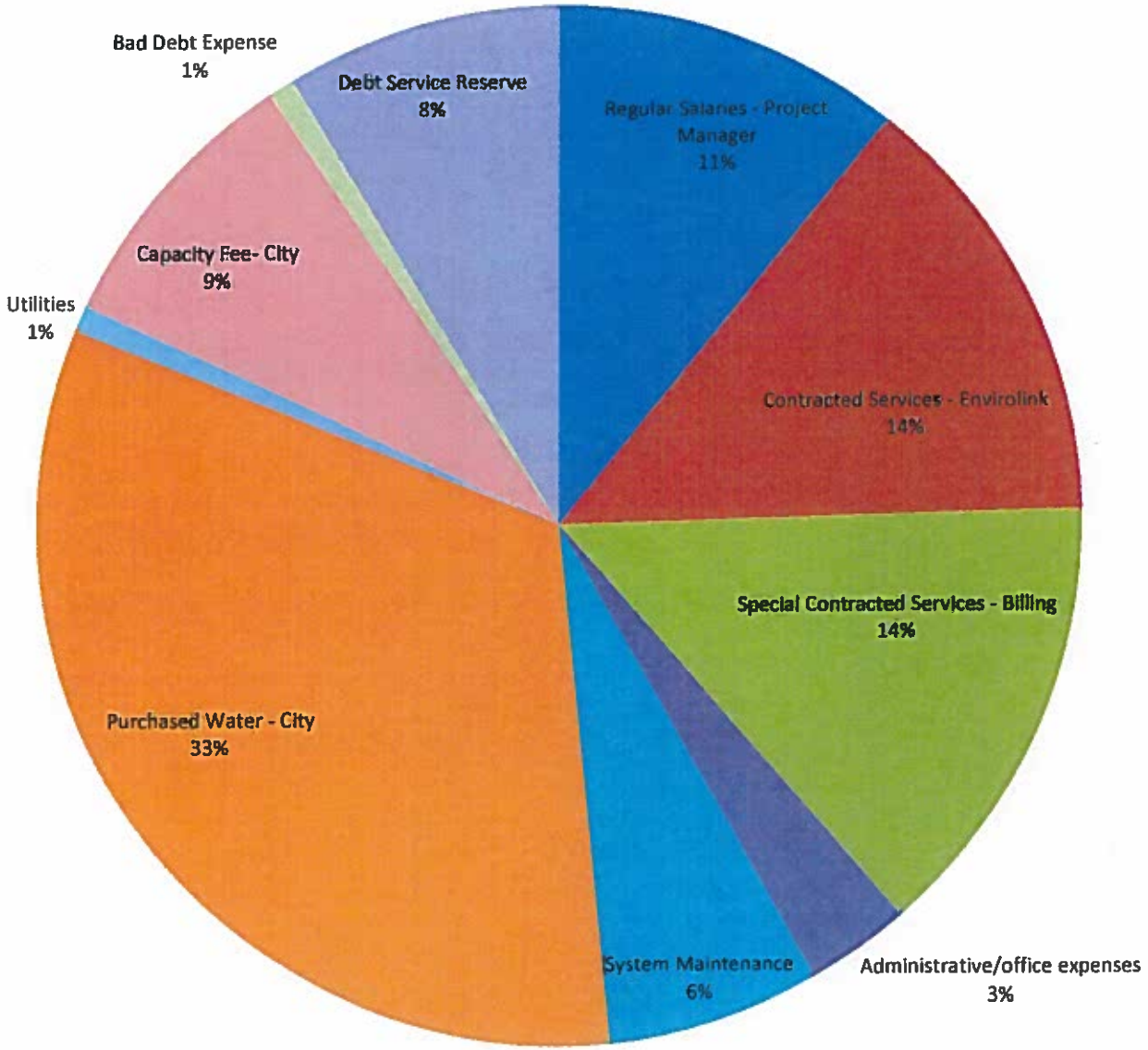

Components of the Vance County Water Rate excluding Depreciation Expense - FY 2018

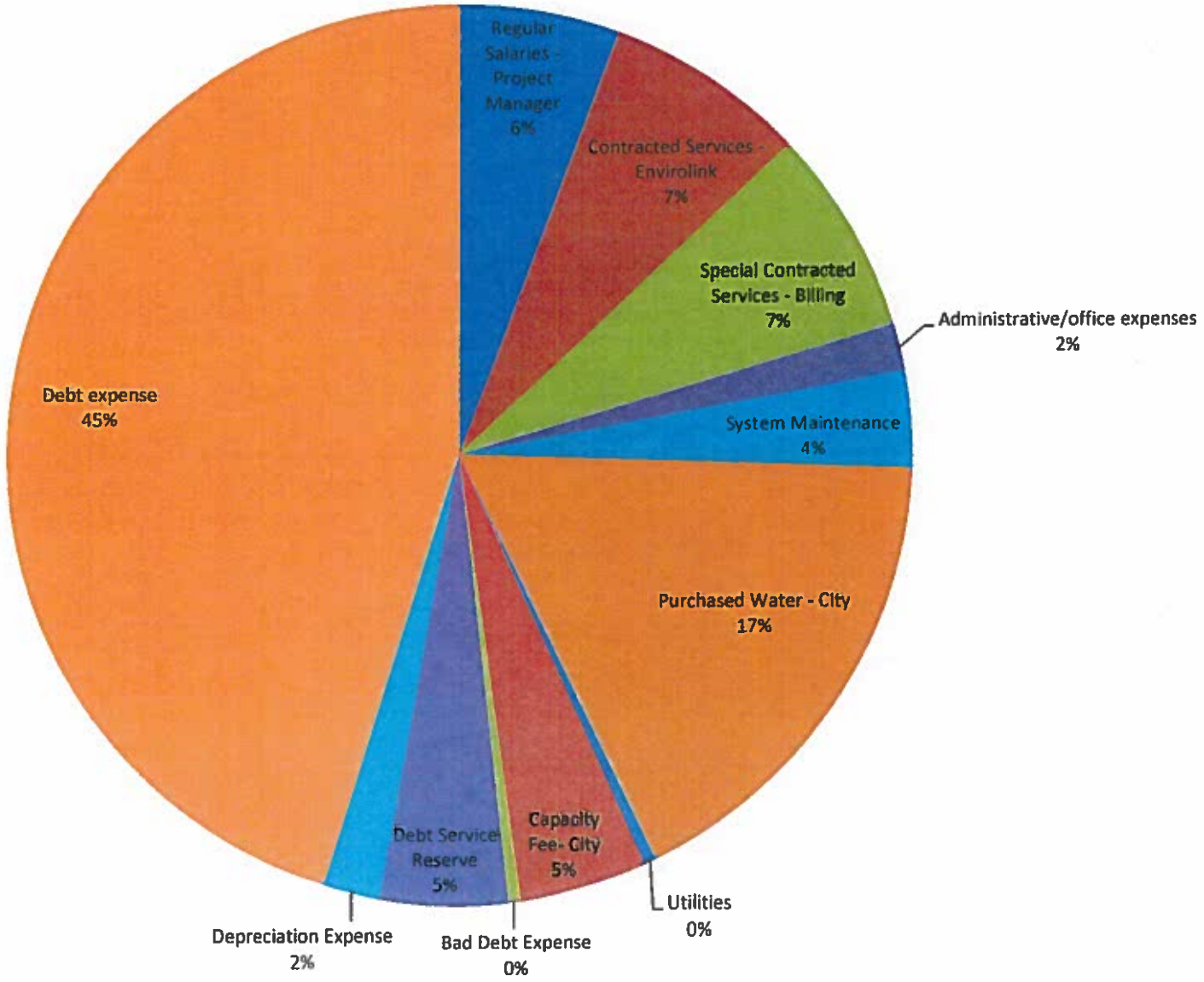

Account	2015 - 2016 Actual ($)	2016 - 2017 Budget ($)	3/31/2017 Actual ($)	2016 - 2017 Estimate	2016 - 2017 %Remaining	2017 - 2018 Requested	2017 - 2018 Recommended	2017 - 2018 Approved
17 Facilities Fees								
Revenue								
17-329-432900 Investment Earnings	58.00	75.00	49.00		35	80.00	80.00	
17-351-435100 Court Fees	77,793.00	78,000.00	47,290.00		39	71,000.00	71,000.00	
17 Facilities Fees								
Total Revenue	**$77,851.00**	**$78,075.00**	**$47,339.00**			**$71,080.00**	**$71,080.00**	

Account	2015 - 2016 Actual ($)	2016 - 2017 Budget ($)	3/31/2017 Actual ($)	2016 - 2017 Estimate	2016 - 2017 %Remaining	2017 - 2018 Requested	2017 - 2018 Recommended	2017 - 2018 Approved
17 Facilities Fees								
Expenditure								
17-515-500002 Part-Time Salaries	4,941.00	4,968.00	3,726.00		25	4,968.00	4,968.00	
17-515-500005 Fica Expense	378.00	380.00	285.00		25	381.00	381.00	
17-515-500011 Telephone & Postage	817.00							
17-515-500032 Office Supplies	34.00	50.00	34.00		32	50.00	50.00	
17-515-500033 Departmental Supplies	5,245.00	3,500.00	1,527.00		56	2,500.00	2,500.00	
17-515-500037 Workmens Comp Insurance	13.00	15.00	14.00		8	17.00	17.00	
17-515-500054 Insurance & Bonds	110.00	121.00	79.00		35	87.00	87.00	
17-515-500085 Non-Capitalized Assets	6,249.00	3,550.00	2,950.00		17	2,950.00	2,950.00	
17-515-500102 Ncdoc Rent	16,500.00	16,500.00	12,375.00		25	16,500.00	16,500.00	
17-515-500115 Facilities Fees-Courthouse	43,563.00	48,991.00			100	43,627.00	43,627.00	

Account	2015 - 2016 Actual ($)	2016 - 2017 Budget ($)	3/31/2017 Actual ($)	2016 - 2017 Estimate	2016 - 2017 %Remaining	2017 - 2018 Requested	2017 - 2018 Recommended	2017 - 2018 Approved
17 Facilities Fees								
Total Expenditure	**$77,850.00**	**$78,075.00**	**$20,990.00**			**$71,080.00**	**$71,080.00**	

Account	2015 - 2016 Actual ($)	2016 - 2017 Budget ($)	3/31/2017 Actual ($)	2016 - 2017 Estimate	2016 - 2017 %Remaining	2017 - 2018 Requested	2017 - 2018 Recommended	2017 - 2018 Approved
20 Debt Service Fund								
Revenue								
20-329-432900 Investment Earnings	82.00	100.00	98.00		2	100.00	100.00	
20-397-439710 Transfer From General Fund	771,855.00	792,103.00			100	969,197.00	969,197.00	
20-397-439760 Transfer From Cr-Schools	69,408.00	67,180.00			100			
20-397-439761 Transfer From Cr-General	229,029.00							
20 Debt Service Fund **Total Revenue**	**$1,070,374.00**	**$859,383.00**	**$98.00**			**$969,297.00**	**$969,297.00**	

Account	2015 - 2016 Actual ($)	2016 - 2017 Budget ($)	3/31/2017 Actual ($)	2016 - 2017 Estimate	2016 - 2017 %Remaining	2017 - 2018 Requested	2017 - 2018 Recommended	2017 - 2018 Approved
20 Debt Service Fund								
Expenditure								
20-660-500283 Usda Reserve - Animal Shelter						8,003.00	8,003.00	
20-660-500593 Aycock Recreational Complex	139,347.00							
20-660-500594 Northern Vance Sewer Project	63,082.00							
20-660-500602 Ruin Creek Road Progect	69,407.00	67,180.00			100			
20-660-500607 Bond Principal Courthouse	445,000.00	440,000.00	440,000.00			435,000.00	435,000.00	
20-660-500609 Bond Interest Courthouse	52,500.00	39,150.00	39,150.00			25,950.00	25,950.00	
20-660-500610 Lease Payment Jail Renovation	216,000.00	212,000.00			100	207,000.00	207,000.00	
20-660-500613 Lease Payment Jail Interest	13,028.00	9,890.00			100	6,519.00	6,519.00	
20-660-500619 Lease Payment Principal Vgcc	65,000.00	66,000.00	66,000.00			66,000.00	66,000.00	
20-660-500620 Lease Payment Interest Vgcc	6,139.00	25,163.00	25,162.00		0	23,348.00	23,348.00	

Account	2015 - 2016 Actual ($)	2016 - 2017 Budget ($)	3/31/2017 Actual ($)	2016 - 2017 Estimate	2016 - 2017 %Remaining	2017 - 2018 Requested	2017 - 2018 Recommended	2017 - 2018 Approved
20-660-500623 Lease Principal - Animal Shelter						39,578.00	39,578.00	
20-660-500624 Lease Interest - Animal Shelter						40,447.00	40,447.00	
20-660-500625 Lease Principal - 2017 Cip Projs						86,000.00	86,000.00	
20-660-500626 Lease Interest - 2017 Cip Projs						31,452.00	31,452.00	
20 Debt Service Fund								
Total Expenditure	**$1,069,503.00**	**$859,383.00**	**$570,312.00**			**$969,297.00**	**$969,297.00**	

Account	2015 - 2016 Actual ($)	2016 - 2017 Budget ($)	3/31/2017 Actual ($)	2016 - 2017 Estimate	%Remaining	2017 - 2018 Requested	Recommended	Approved
21 Debt Service-Schools								
Revenue								
21-397-439760 Transfer From Cr-Schools	1,834,238.00	1,604,051.00			100	1,572,469.00	1,572,469.00	
21 Debt Service-Schools								
Total Revenue	**$1,834,238.00**	**$1,604,051.00**				**$1,572,469.00**	**$1,572,469.00**	

Account	2015 - 2016 Actual ($)	2016 - 2017 Budget ($)	3/31/2017 Actual ($)	2016 - 2017 Estimate	2016 - 2017 %Remaining	2017 - 2018 Requested	2017 - 2018 Recommended	2017 - 2018 Approved
21 Debt Service-Schools								
Expenditure								
21-660-500303 Qzab Bonds # 2	101,863.00	101,864.00	101,863.00		0	101,864.00	101,864.00	
21-660-500304 Qzab Bonds # 1	77,487.00	77,487.00	77,487.00			77,487.00	77,487.00	
21-660-500611 Elementary School Principal	650,000.00	650,000.00	650,000.00			650,000.00	650,000.00	
21-660-500612 Elementary School Interest	299,293.00	246,578.00	246,578.00		0	228,313.00	228,313.00	
21-660-500615 School Admin Bldg	120,552.00							
21-660-500616 Qscb 2010 Principal	261,621.00	261,622.00	261,621.00		0	261,622.00	261,622.00	
21-660-500617 Qscb 2010 Interest	146,482.00	133,166.00	133,165.00		0	119,849.00	119,849.00	
21-660-500618 Qzab Bonds #3	133,333.00	133,334.00			100	133,334.00	133,334.00	
21 Debt Service-Schools								
Total Expenditure	**$1,790,631.00**	**$1,604,051.00**	**$1,470,714.00**			**$1,572,469.00**	**$1,572,469.00**	

Account	2015 - 2016 Actual ($)	2016 - 2017 Budget ($)	3/31/2017 Actual ($)	2016 - 2017 Estimate	2016 - 2017 %Remaining	2017 - 2018 Requested	2017 - 2018 Recommended	2017 - 2018 Approved
30 Solid Waste Enterprise Fund								
Revenue								
30-367-436725 Leaf Disposal Collection	575.00	500.00	760.00		-52	500.00	500.00	
30-390-439001 Scrap Tire Fee	59,782.00	60,000.00	30,314.00		49	60,000.00	60,000.00	
30-390-439002 Scrap Tire Disposal Grant	34,680.00		22,896.00			10,000.00	10,000.00	
30-390-439003 Recycling Proceeds	160.00							
30-390-439004 Littering Fines			650.00					
30-390-439005 White Goods Proceeds	15,334.00	15,000.00	9,567.00		36	15,000.00	15,000.00	
30-390-439006 Solid Waste Disposal Tax	23,405.00	23,000.00	12,787.00		44	24,000.00	24,000.00	
30-390-439007 Electronics Mgmt Program Reimb	4,340.00	2,800.00	3,345.00		-19	3,300.00	3,300.00	
30-390-439008 Denr Grant			36,279.00					
30-390-439009 Solid Waste Household Fee	2,069,416.00	2,000,000.00	1,938,110.00		3	2,000,000.00	2,000,000.00	

Account	2015 - 2016 Actual ($)	2016 - 2017 Budget ($)	3/31/2017 Actual ($)	2016 - 2017 Estimate	2016 - 2017 %Remaining	2017 - 2018 Requested	2017 - 2018 Recommended	2017 - 2018 Approved
30-390-439019 Warren County Manned Site	37,849.00	40,000.00	27,401.00		31	40,000.00	40,000.00	
30-390-439020 Yard Waste	22,161.00	15,000.00	11,259.00		25	15,000.00	15,000.00	
30-390-439021 Scrap Metal	2,055.00	1,000.00	5,295.00		-429	2,500.00	2,500.00	
30-399-439900 Fund Balance Appropriated		84,511.00			100	118,024.00	118,024.00	
30 Solid Waste Enterprise Fund								
Total Revenue	**$2,269,757.00**	**$2,241,811.00**	**$2,098,663.00**			**$2,288,324.00**	**$2,288,324.00**	

Account	2015 - 2016 Actual ($)	2016 - 2017 Budget ($)	3/31/2017 Actual ($)	2016 - 2017 Estimate	%Remaining	2017 - 2018 Requested	Recommended	Approved
30 Solid Waste Enterprise Fund								
Expenditure								
30-608-500001 Regular Salaries	37,101.00	37,284.00	28,104.00		25	37,848.00	37,848.00	
30-608-500002 Part-Time Salaries	5,570.00	10,312.00	5,183.00		50	7,000.00	10,312.00	
30-608-500003 Overtime	6,547.00	7,500.00	4,551.00		39	6,000.00	6,000.00	
30-608-500004 Longevity Pay	500.00	500.00			100	500.00	500.00	
30-608-500005 Fica Expense	3,789.00	4,253.00	2,893.00		32	3,721.00	4,182.00	
30-608-500006 Group Insurance	8,793.00	9,684.00	7,168.00		26	10,968.00	9,570.00	
30-608-500007 Retirement Local Gov'T	2,989.00	3,329.00	2,347.00		29	2,911.00	3,366.00	
30-608-500011 Telephone & Postage	279.00	350.00	186.00		47	350.00	350.00	
30-608-500013 Utilities	1,146.00	1,300.00	671.00		48	1,200.00	1,200.00	
30-608-500014 Travel/Training	686.00	250.00	704.00		-181	750.00	750.00	

Account	2015 - 2016 Actual ($)	2016 - 2017 Budget ($)	3/31/2017 Actual ($)	2016 - 2017 Estimate	2016 - 2017 %Remaining	2017 - 2018 Requested	2017 - 2018 Recommended	2017 - 2018 Approved
30-608-500016 Maintenance Equipment		500.00			100	500.00	250.00	
30-608-500017 Maintenance Vehicles	254.00	1,000.00	769.00		23	1,400.00	1,000.00	
30-608-500021 Equipment Rental		200.00			100	200.00		
30-608-500026 Advertising		250.00	360.00		-44	250.00	250.00	
30-608-500031 Auto Supplies	2,537.00	3,000.00	1,823.00		39	3,000.00	3,000.00	
30-608-500032 Office Supplies	704.00	200.00	14.00		93	200.00	200.00	
30-608-500033 Departmental Supplies	1,913.00	2,500.00	574.00		77	2,500.00	2,100.00	
30-608-500036 Uniforms		200.00			100	200.00		
30-608-500037 Workmens Comp Insurance	3,576.00	3,933.00	3,493.00		11	4,234.00	4,235.00	
30-608-500041 Scrap Tire Disposal	107,456.00	95,720.00	78,652.00		18	107,000.00	107,000.00	
30-608-500043 Transfer Station Fees	979,980.00	950,000.00	630,986.00		34	960,372.00	970,000.00	

Account	2015 - 2016 Actual ($)	2016 - 2017 Budget ($)	3/31/2017 Actual ($)	2016 - 2017 Estimate	2016 - 2017 %Remaining	2017 - 2018 Requested	2017 - 2018 Recommended	2017 - 2018 Approved
30-608-500044 Special Contracted Services	159,457.00	210,000.00	59,239.00		72	200,000.00	170,000.00	
30-608-500045 Contracted Services	36,840.00	35,000.00	22,030.00		37	35,000.00	36,000.00	
30-608-500054 Insurance & Bonds	1,860.00	2,046.00	1,919.00		6	2,000.00	2,111.00	
30-608-500074 Capital Outlay	61,493.00		90,157.00			1,000.00		
30-608-500085 Non-Capitalized Assets							1,000.00	
30-608-500242 Landfill Operation -Cont Serv	31,920.00	32,500.00	22,580.00		31	32,500.00	33,600.00	
30-608-500245 Manned Disposal Sites	717,559.00	700,000.00	460,764.00		34	715,000.00	700,000.00	
30-608-500246 Maintenance Convence Sites	21,575.00	80,000.00	17,548.00		78	80,000.00	80,000.00	
30-608-500276 E-Waste Management	29,529.00	25,000.00	65,658.00		-163	25,000.00	75,000.00	
30-608-500282 Bad Debt Expense	-10,588.00							
30-608-500343 Landfill Lease	24,063.00	24,500.00	18,173.00		26	26,000.00	28,000.00	

Account	2015 - 2016 Actual ($)	2016 - 2017 Budget ($)	3/31/2017 Actual ($)	2016 - 2017 Estimate	2016 - 2017 %Remaining	2017 - 2018 Requested	2017 - 2018 Recommended	2017 - 2018 Approved
30-608-500390 Depreciation Expense	5,029.00							
30-608-500391 Pesticide Recycling		500.00			100	500.00	500.00	
30 Solid Waste Enterprise Fund								
Total Expenditure	**$2,242,557.00**	**$2,241,811.00**	**$1,526,546.00**			**$2,268,104.00**	**$2,288,324.00**	

Account	2015 - 2016 Actual ($)	2016 - 2017 Budget ($)	3/31/2017 Actual ($)	2016 - 2017 Estimate	2016 - 2017 %Remaining	2017 - 2018 Requested	2017 - 2018 Recommended	2017 - 2018 Approved
40 Revaluation Fund								
Revenue								
40-329-432900 Investment Earnings	625.00	450.00	984.00		-119	1,000.00	1,000.00	
40-397-439710 Transfer From General Fund	78,125.00	60,625.00			100	40,600.00	40,600.00	
40-399-439900 Fund Balance Appropriated		180,013.00			100	240,088.00	240,088.00	
40 Revaluation Fund								
Total Revenue	**$78,750.00**	**$241,088.00**	**$984.00**			**$281,688.00**	**$281,688.00**	

Account	2015 - 2016 Actual ($)	2016 - 2017 Budget ($)	3/31/2017 Actual ($)	2016 - 2017 Estimate	%Remaining	2017 - 2018 Requested	Recommended	Approved
40 Revaluation Fund								
Expenditure								
40-690-500045 2016 Reval Expense	283,485.00							
40-690-500344 Octenial Reserve Yr 2008		241,088.00			100	281,688.00	281,688.00	
40 Revaluation Fund **Total Expenditure**	**$283,485.00**	**$241,088.00**				**$281,688.00**	**$281,688.00**	

Account	2015 - 2016 Actual ($)	2016 - 2017 Budget ($)	3/31/2017 Actual ($)	2016 - 2017 Estimate	2016 - 2017 %Remaining	2017 - 2018 Requested	2017 - 2018 Recommended	2017 - 2018 Approved
41 Retirement/Pension Reserve								
Revenue								
41-329-432900 Investment Earnings	1,042.00	500.00	1,928.00		-286	1,750.00	1,750.00	
41-397-439701 From Gf-Separation Allowance	9,135.00							
41-397-439703 From Gf-Retirement Benefits	10,865.00							
41-399-439900 Fund Balance Appropriated		374,255.00			100	358,000.00	358,000.00	
41 Retirement/Pension Reserve								
Total Revenue	**$21,042.00**	**$374,755.00**	**$1,928.00**			**$359,750.00**	**$359,750.00**	

Account	2015 - 2016 Actual ($)	2016 - 2017 Budget ($)	3/31/2017 Actual ($)	2016 - 2017 Estimate	2016 - 2017 %Remaining	2017 - 2018 Requested	2017 - 2018 Recommended	2017 - 2018 Approved
41 Retirement/Pension Reserve								
Expenditure								
41-660-500008 Separation Allowance		133,299.00			100	125,913.00	125,913.00	
41-660-500109 Fringe Benefits-Retirees		241,456.00			100	233,837.00	233,837.00	
41 Retirement/Pension Reserve								
Total Expenditure		**$374,755.00**				**$359,750.00**	**$359,750.00**	

Account	2015 - 2016 Actual ($)	2016 - 2017 Budget ($)	3/31/2017 Actual ($)	2016 - 2017 Estimate	2016 - 2017 %Remaining	2017 - 2018 Requested	2017 - 2018 Recommended	2017 - 2018 Approved
43 Fire Tax								
Revenue								
43-303-430300 Fire Tax-Current Year	713,788.00	720,016.00	694,765.00		4	731,880.00	731,880.00	
43-303-430304 Fire Tax-All Other Years	44,724.00	29,335.00	40,687.00		-39	18,471.00	18,471.00	
43-303-430307 Fire Tax Future Year 2011	690.00		891.00					
43-303-430315 Nevis Collection Fees	-3,188.00	-3,500.00	-2,697.00		23	-3,500.00	-3,500.00	
43 Fire Tax								
Total Revenue	**$756,014.00**	**$745,851.00**	**$733,646.00**			**$746,851.00**	**$746,851.00**	

Account	2015 - 2016 Actual ($)	2016 - 2017 Budget ($)	3/31/2017 Actual ($)	2016 - 2017 Estimate	2016 - 2017 %Remaining	2017 - 2018 Requested	2017 - 2018 Recommended	2017 - 2018 Approved
43 Fire Tax								
Expenditure								
43-354-500045 Contracted Services Financial Rpt	8,250.00	20,000.00	11,850.00		41	11,000.00	11,000.00	
43-354-500058 Tax Refunds	482.00	500.00	401.00		20	500.00	500.00	
43-354-500083 Administration Fees	2,000.00	2,000.00			100	2,000.00	2,000.00	
43-354-500129 Volunteer Assistance	141,166.00	174,651.00			100	174,651.00	174,651.00	
43-354-500310 Kerr Lake Substation	33,900.00	33,900.00	25,425.00		25	33,900.00	33,900.00	
43-354-500311 Bearpond Vfd	60,600.00	60,600.00	45,450.00		25	60,600.00	60,600.00	
43-354-500312 Cokesbury Vfd	60,600.00	60,600.00	45,450.00		25	60,600.00	60,600.00	
43-354-500313 Drewry Vfd	30,300.00	30,300.00	22,725.00		25	30,300.00	30,300.00	
43-354-500314 Epsom Vfd	30,300.00	30,300.00	22,725.00		25	30,300.00	30,300.00	
43-354-500315 Hicksboro Vfd	60,600.00	60,600.00	45,450.00		25	60,600.00	60,600.00	

Account	2015 - 2016 Actual ($)	2016 - 2017 Budget ($)	3/31/2017 Actual ($)	2016 - 2017 Estimate	2016 - 2017 %Remaining	2017 - 2018 Requested	2017 - 2018 Recommended	2017 - 2018 Approved
43-354-500316 Kittrell Vfd	60,600.00	60,600.00	45,450.00		25	60,600.00	60,600.00	
43-354-500317 Townsville Vfd	60,600.00	60,600.00	45,450.00		25	60,600.00	60,600.00	
43-354-500318 Watkins Vfd	60,600.00	60,600.00	45,450.00		25	60,600.00	60,600.00	
43-354-500319 Golden Belt Vfd	60,600.00	60,600.00	45,450.00		25	60,600.00	60,600.00	
43-354-500320 Rotating Capital Pymt	30,000.00	30,000.00	30,000.00			30,000.00	30,000.00	
43-354-500321 Hicksboro Vfd Substation						10,000.00	10,000.00	
43 Fire Tax								
Total Expenditure	**$700,598.00**	**$745,851.00**	**$431,276.00**			**$746,851.00**	**$746,851.00**	

Account	2015 - 2016 Actual ($)	2016 - 2017 Budget ($)	3/31/2017 Actual ($)	2016 - 2017 Estimate	2016 - 2017 %Remaining	2017 - 2018 Requested	2017 - 2018 Recommended	2017 - 2018 Approved
45 Room Occupancy Tax								
Revenue								
45-314-431400 Room Occupancy Tax	423,053.00	338,611.00	336,900.00		1	395,202.00	395,202.00	
45-329-432900 Investment Earnings	221.00	125.00	266.00		-113	200.00	200.00	
45-329-432904 Invest-Tourism Visitors Grant	23.00	20.00	28.00		-39	25.00	25.00	
45-370-437005 Miscellaneous Revenues	340.00	350.00	125.00		64	350.00	350.00	
45-370-437009 Car Show	18,263.00	18,000.00	18,390.00		-2	18,500.00	18,500.00	
45-370-437010 Donations	12,200.00		8,856.00					
45 Room Occupancy Tax								
Total Revenue	**$454,100.00**	**$357,106.00**	**$364,565.00**			**$414,277.00**	**$414,277.00**	

Account	2015 - 2016 Actual ($)	2016 - 2017 Budget ($)	3/31/2017 Actual ($)	2016 - 2017 Estimate	2016 - 2017 %Remaining	2017 - 2018 Requested	2017 - 2018 Recommended	2017 - 2018 Approved
45 Room Occupancy Tax								
Expenditure								
45-412-500062 Special Projects						10,550.00	10,550.00	
45-413-500001 Regular Salaries	102,445.00	101,196.00	78,228.00		23	102,720.00	102,720.00	
45-413-500004 Longevity Pay	600.00	600.00	600.00			600.00	700.00	
45-413-500005 Fica Expense	7,849.00	7,788.00	6,005.00		23	8,343.00	7,912.00	
45-413-500006 Group Insurance	17,533.00	19,368.00	14,295.00		26	21,935.00	19,140.00	
45-413-500007 Retirement	6,976.00	7,482.00	5,786.00		23	8,167.00	7,850.00	
45-413-500011 Telephone & Postage	7,205.00	11,400.00	4,194.00		63	11,600.00	8,500.00	
45-413-500013 Utilities	2,390.00	2,755.00	1,973.00		28	2,755.00	2,755.00	
45-413-500014 Travel/Training	1,985.00	2,500.00	628.00		75	2,500.00	2,500.00	
45-413-500016 Maintenance Equipment	2,205.00	800.00	1,157.00		-45	800.00	800.00	

Account	2015 - 2016 Actual ($)	2016 - 2017 Budget ($)	3/31/2017 Actual ($)	2016 - 2017 Estimate	2016 - 2017 %Remaining	2017 - 2018 Requested	2017 - 2018 Recommended	2017 - 2018 Approved
45-413-500021 Equipment Rental	1,151.00	13,480.00	1,652.00		88	13,850.00	13,050.00	
45-413-500026 Advertising	42,036.00	73,200.00	55,524.00		24	114,300.00	73,200.00	
45-413-500033 Departmental Supplies	2,460.00	6,000.00	983.00		84	6,000.00	6,000.00	
45-413-500037 Workmens Comp Insurance	1,599.00	1,331.00	844.00		37	1,400.00	1,400.00	
45-413-500044 Special Contracted Services		4,500.00	1,237.00		73	5,000.00	4,000.00	
45-413-500053 Dues & Subscriptions	735.00	2,550.00			100	2,675.00	2,575.00	
45-413-500054 Insurance & Bonds	1,934.00	3,256.00	2,465.00		24	3,090.00	2,750.00	
45-413-500062 Special Projects	57,166.00	58,300.00	49,405.00		15	64,475.00	58,300.00	
45-413-500070 Miscellaneous Expense							47,275.00	
45-413-500083 Administration Fees	28,692.00	25,000.00	22,107.00		12	16,000.00	25,000.00	
45-413-500084 Audit	2,357.00	2,400.00	4,846.00		-102	2,500.00	2,500.00	

Account	2015 - 2016 Actual ($)	2016 - 2017 Budget ($)	3/31/2017 Actual ($)	2016 - 2017 Estimate	2016 - 2017 %Remaining	2017 - 2018 Requested	2017 - 2018 Recommended	2017 - 2018 Approved
45-413-500085 Non-Capitalized Assets						1,600.00	1,600.00	
45-413-500102 Rent	13,200.00	13,200.00	9,900.00		25	13,200.00	13,200.00	
45-413-500300 Transfer To General Fund	53,000.00							
45 Room Occupancy Tax								
Total Expenditure	**$353,518.00**	**$357,106.00**	**$261,829.00**			**$414,060.00**	**$414,277.00**	

Account	2015 - 2016 Actual ($)	2016 - 2017 Budget ($)	3/31/2017 Actual ($)	2016 - 2017 Estimate	2016 - 2017 %Remaining	2017 - 2018 Requested	2017 - 2018 Recommended	2017 - 2018 Approved
47 Economic Development								
Revenue								
47-370-436747 Middleburg Loan Payback	3,900.00	3,600.00	2,700.00		25	3,600.00	3,600.00	
47-380-438705 Lease Income	182,873.00	182,873.00	30,479.00		83			
47-397-439710 Transfer From General Fund	25,380.00	100,000.00			100	100,000.00	100,000.00	
47-399-439900 Fund Balance Appropriated		336,428.00			100			
47 Economic Development								
Total Revenue	**$212,153.00**	**$622,901.00**	**$33,179.00**			**$103,600.00**	**$103,600.00**	

Account	2015 - 2016 Actual ($)	2016 - 2017 Budget ($)	3/31/2017 Actual ($)	2016 - 2017 Estimate	2016 - 2017 %Remaining	2017 - 2018 Requested	2017 - 2018 Recommended	2017 - 2018 Approved
47 Economic Development								
Expenditure								
47-445-500068 Special Projects	25,380.00	622,901.00	25,380.00		96	103,600.00	103,600.00	
47 Economic Development								
Total Expenditure	**$25,380.00**	**$622,901.00**	**$25,380.00**			**$103,600.00**	**$103,600.00**	

Account	2015 - 2016 Actual ($)	2016 - 2017 Budget ($)	3/31/2017 Actual ($)	2016 - 2017 Estimate	2016 - 2017 %Remaining	2017 - 2018 Requested	2017 - 2018 Recommended	2017 - 2018 Approved
60 Capital Reserve School Fund								
Revenue								
60-329-432900 Investment Earnings	1,630.00	1,200.00	1,955.00		-63	2,000.00	2,000.00	
60-367-436700 School Admin Bldg Reimb	125,000.00							
60-367-436703 Qscb Interest Reimbursement	136,521.00	133,166.00	43,392.00		67	119,849.00	119,849.00	
60-367-438502 Lottery Proceeds	596,955.00	394,955.00	865,776.00		-119	394,955.00	394,955.00	
60-397-439702 1/2 Sales Tax-30% Schools	757,446.00	725,358.00	467,544.00		36	787,032.00	787,032.00	
60-397-439704 1/2 Add'L Sales Tax School	1,222,961.00	1,171,876.00	713,921.00		39	1,235,191.00	1,235,191.00	
60-397-439710 Transfer From Gf-Article 44 Tax	29,956.00					120,670.00	120,670.00	
60-399-439900 Fund Balance Appropriated		209,678.00			100	377,772.00	377,772.00	
60 Capital Reserve School Fund								
Total Revenue	**$2,870,469.00**	**$2,636,231.00**	**$2,092,588.00**			**$3,037,469.00**	**$3,037,469.00**	

Account	2015 - 2016 Actual ($)	2016 - 2017 Budget ($)	3/31/2017 Actual ($)	2016 - 2017 Estimate	%Remaining	2017 - 2018 Requested	Recommended	Approved
60 Capital Reserve School Fund								
Expenditure								
60-681-500063	69,408.00	67,180.00			100			
Ds-Fund 20								
60-681-500301	327,000.00	965,000.00			100	1,465,000.00	1,465,000.00	
Transfer Gf Capital Outlay								
60-681-500302	1,834,238.00	1,604,051.00			100	1,572,469.00	1,572,469.00	
Transfer School Debt-Fund 21								
60-681-500306			224,016.00					
Transfer Capital Proj Schools								
60 Capital Reserve School Fund								
Total Expenditure	**$2,230,646.00**	**$2,636,231.00**	**$224,016.00**			**$3,037,469.00**	**$3,037,469.00**	

Account	2015 - 2016 Actual ($)	2016 - 2017 Budget ($)	3/31/2017 Actual ($)	2016 - 2017 Estimate	2016 - 2017 %Remaining	2017 - 2018 Requested	2017 - 2018 Recommended	2017 - 2018 Approved
61 Capital Reserve General Fund								
Revenue								
61-329-432900 Investment Earnings	398.00	300.00	478.00		-59	350.00	350.00	
61-397-439710 Transfer From General Fund	429,011.00	200,000.00			100	301,650.00	303,400.00	
61 Capital Reserve General Fund								
Total Revenue	**$429,409.00**	**$200,300.00**	**$478.00**			**$302,000.00**	**$303,750.00**	

Account	2015 - 2016 Actual ($)	2016 - 2017 Budget ($)	3/31/2017 Actual ($)	2016 - 2017 Estimate	2016 - 2017 %Remaining	2017 - 2018 Requested	2017 - 2018 Recommended	2017 - 2018 Approved
61 Capital Reserve General Fund								
Expenditure								
61-660-500062 Special Projects		200,300.00	242,533.00		-21	302,000.00	303,750.00	
61-660-500063 Transfer To Debt Ser General	229,029.00							
61-660-500300 Transfer To General Fund	40,227.00							
61 Capital Reserve General Fund								
Total Expenditure	**$269,256.00**	**$200,300.00**	**$242,533.00**			**$302,000.00**	**$303,750.00**	

Account	2015 - 2016 Actual ($)	2016 - 2017 Budget ($)	3/31/2017 Actual ($)	2016 - 2017 Estimate	2016 - 2017 %Remaining	2017 - 2018 Requested	2017 - 2018 Recommended	2017 - 2018 Approved
71 Emerg.Telephone System-Wireles								
Revenue								
71-329-432900 Investment Earnings	1,096.00	1,200.00	1,315.00		-10	1,500.00	1,500.00	
71-371-437103 911 Ets Funds	651,169.00	458,141.00	306,819.00		33	509,958.00	509,958.00	
71 Emerg.Telephone System-Wireles								
Total Revenue	**$652,265.00**	**$459,341.00**	**$308,134.00**			**$511,458.00**	**$511,458.00**	
Report Total Revenue	**$11,621,133.00**	**$11,602,562.00**	**$6,144,590.00**			**$11,816,234.00**	**$11,817,984.00**	

Account	2015 - 2016 Actual ($)	2016 - 2017 Budget ($)	3/31/2017 Actual ($)	2016 - 2017 Estimate	2016 - 2017 %Remaining	2017 - 2018 Requested	2017 - 2018 Recommended	2017 - 2018 Approved
71 Emerg.Telephone System-Wireles								
Expenditure								
71-751-500011 Telephone & Postage	14,851.00	20,000.00	10,949.00		45	20,000.00	20,000.00	
71-751-500014 Travel/Training	11,711.00	7,000.00	13,847.00		-98	7,000.00	7,000.00	
71-751-500016 Maintenance Equipment	129,096.00	120,000.00	137,460.00		-15	130,748.00	130,748.00	
71-751-500021 Equipment Rental	18,256.00	21,720.00	7,251.00		67	21,720.00	21,720.00	
71-751-500033 Departmental Supplies	6,418.00	12,000.00	9,511.00		21	12,000.00	12,000.00	
71-751-500045 Contracted Services			61,000.00					
71-751-500062 Special Projects		11,766.00			100		92,771.00	
71-751-500074 Capital Outlay	103,313.00		116,716.00					
71-751-500085 Non-Capitalized Assets	5,265.00		12,670.00					
71-751-500120 Acess Services-Celluar	89,487.00	85,000.00	57,857.00		32	85,000.00	85,000.00	

Account	2015 - 2016 Actual ($)	2016 - 2017 Budget ($)	3/31/2017 Actual ($)	2016 - 2017 Estimate	2016 - 2017 %Remaining	2017 - 2018 Requested	2017 - 2018 Recommended	2017 - 2018 Approved
71-751-500153 Lease Purchase Principal	129,814.00	129,815.00	98,828.00		24	88,546.00	87,326.00	
71-751-500154 Lease Purchase Interest	5,166.00	5,166.00	2,407.00		53	747.00	748.00	
71-751-500307 911 Addressing	46,490.00	46,874.00			100	46,874.00	54,145.00	
71-751-500308 Database Provisioning	5,345.00							
71 Emerg.Telephone System-Wireles								
Total Expenditure	**$565,212.00**	**$459,341.00**	**$528,496.00**			**$412,635.00**	**$511,458.00**	
Report Total Expenditure	**$10,748,821.00**	**$11,602,562.00**	**$5,692,506.00**			**$11,696,974.00**	**$11,817,984.00**	