

AGENDA

VANCE COUNTY BOARD OF COMMISSIONERS

May 1, 2023

Invocation

**Pastor Carolyn Roy
Plank Chapel United Methodist Church**

Special Recognition – Roadside Litter Cleanup

1. **Public Comments** (for those registered to speak by 5:45 p.m. - speakers are limited to five minutes)
2. **Board of Equalization and Review – Continued from April Meeting**
3. **Appointment** **6:00 p.m.** **Frankie Nobles, Employee Engagement Team**
Employee of the Month Recognition
4. **Appointment** **6:15 p.m.** **Porcha Brooks, Tax Administrator**
Untimely Exemptions
5. **Appointment** **6:30 p.m.** **Logan Parsons, LKC Engineering**
Industrial Park EDA Grant Project
6. **Water District Board**
 - a. **Monthly Operations Report**
 - b. **Water Committee Report**
- Phase 1B Bid Update
7. **Committee Reports and Recommendations**
 - a. **Public Safety Committee**
 - EMS Land Purchase
 - Northern EMS Substation
 - Fire Service Districts Realignment and Reorganization
 - Closed Session – Property Matter
 - b. **Planning/Environmental Committee**
 - White Goods Collection Contract Renewal
8. **Finance Director’s Report**
 - a. **KARTS Funding Request**
9. **County Manager’s Report**
 - a. **Resolution of Appreciation – Brian Short**
 - b. **Fireworks Permit – Tourism**
 - c. **Presentation of FY 2023-24 Recommended Budget**
10. **County Attorney’s Report**
 - a. **REO Property – Bid Acceptance**
 - 1010 Standish Street – Parcel 0091 07007A

- 11. Consent Agenda Items**
 - a. Budget Amendments**
 - b. Tax Refunds and Releases**
 - c. Monthly Reports**
 - d. Minutes**

- 12. Miscellaneous**
 - a. Appointments**

- 13. Closed Session**
 - a. Property Matter**
 - b. Personnel Matter**

AGENDA APPOINTMENT FORM
May 1, 2023

Name: Frankie Nobles, Chair

Name of Organization: Vance County Employee Engagement Team

Purpose of Appearance: Recognition of Employee of the Month

AGENDA APPOINTMENT FORM

May 1, 2023

Name: Porcha Brooks

Name of Organization: Tax Office

Purpose of appearance: Untimely Exemption Application

Request of Board: Approve Application



2023 Untimely Application Filed

CASE DATE/TIME: 05/01/2023

ACCOUNT REF#: 1028008

OWNER/BUSINESS NAME: Peace William Jr and Wendy, 71 Peacehaven Ln., Henderson NC 27537

PARCEL(s): 0404 01036

DATE OF APPEAL: 02/16/2023

OPENING STATEMENT:

Appellant statement of reason (s) for the appeal:

Appellant is appealing the untimely Present Use Agriculture and Forestry application for 2023 real property. The taxpayers were aware that 01/31/23 was the deadline, but unfortunately, due to work and not realizing the deadline, they missed it. Taxpayers are asking that you please consider their application at this time.

STAFF REVIEW:

Appellant failed to apply for the exemption by 01/31/23. Therefore, the assessor must deny their 2023 untimely application submitted on 02/16/23.

ASSESSOR'S RECOMMENDATION:

If application would have been turned in by 01/31/2023, it would have met the qualifications and been approved.

AGENDA APPOINTMENT FORM

May 1, 2023

Name: Logan Parsons

Name of Organization: LKC Engineering

Purpose of appearance: EDA Grant at Industrial Park – Project Update

The County was awarded \$761,040 in US Department of Commerce Economic Development Administration grant funds along with \$190,260 in matching funds for the Henderson-Vance Industrial Park in March 2022. The funds are to complete 2,800 linear feet of roadway and 2,450 linear feet of sewer force main for Phase III of the Industrial Park and are tied to job and investment commitments from Carolina Country Snacks and Versatrim. The Kerr-Tar COG is providing the grant administration, LKC Engineering is the county's contracted engineer and both the City of Henderson and NCDOT are named as co-applicants with the county. *For Your Information.*

Water District Board

Vance County Water Committee Report May 1, 2023

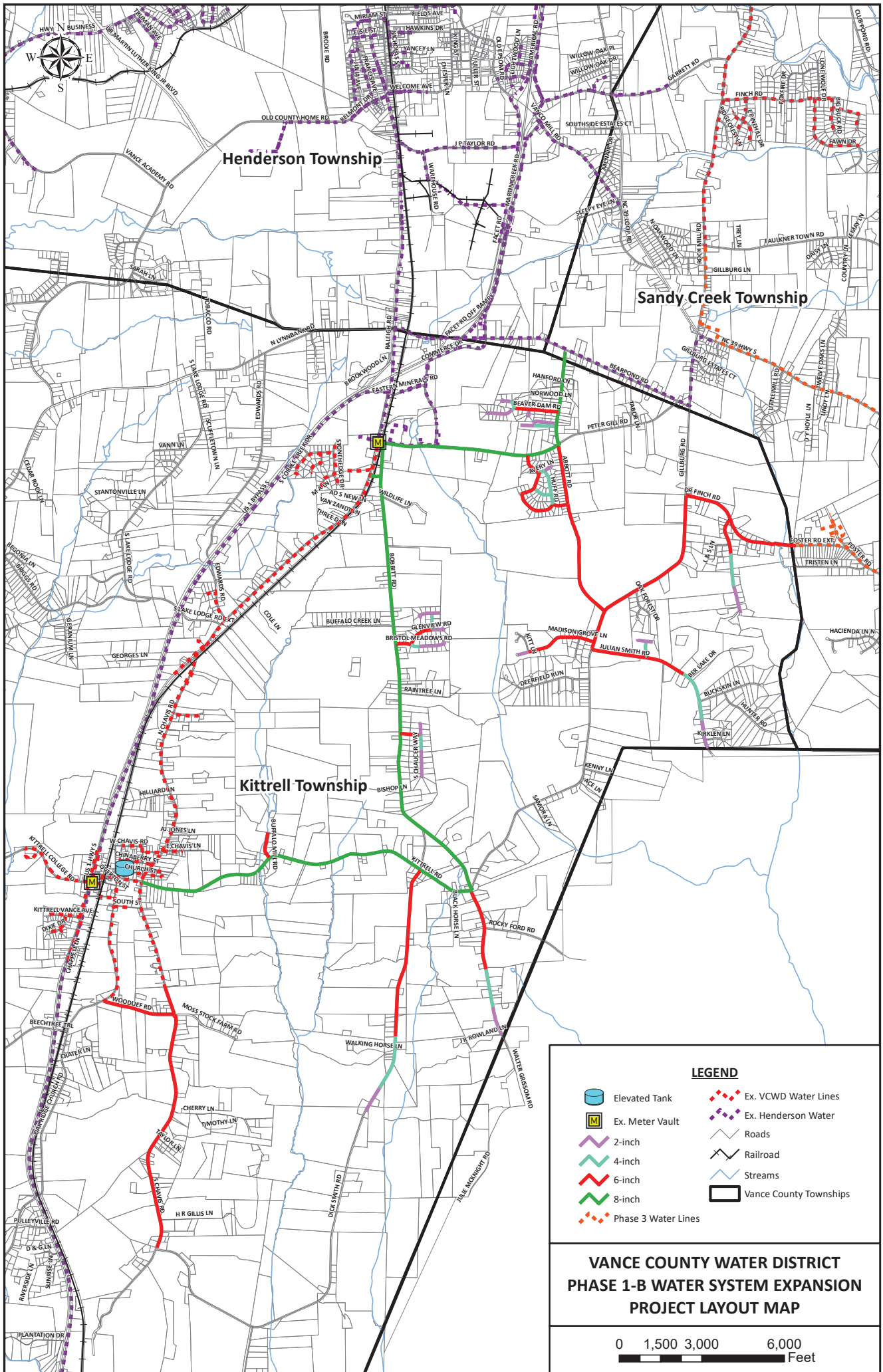
Water Board Planning Committee

Phase 1B Bid Update. The Committee (Brummitt, Feimster, Hester/absent) met to review the bids for the Phase 1B expansion and water tank rehabilitation. Contract 1, which includes the water system expansion, had one bid at \$8,785,559 from H.G. Reynolds Company. Contract 2 received four bids, with the low bidder being Pittsburg Tank & Tower Group at \$483,235. The total of the two contracts is \$10,178,090. This amount is \$3,679,890 over the approved funding, roughly 42%. LKC Engineering has had conversations with USDA to split the project and move forward with Contract 2 as additional funding opportunities and scaling are explored for Contract 1. ***Recommendation:** Approve a formal request to USDA to split the project and approve letting Contract 2 to Pittsburg Tank & Tower Group for \$483,235 while directing staff to continue to work with LKC Engineering and federal and state legislative delegations to research additional funding opportunities for Contract 1.*

**VANCE COUNTY WATER DISTRICT
PHASE 1-B**

POST-BID PROJECT BUDGET - updated 4/12/23

Contract 1 - Water Mains - Low Bidder (H.G. Reynolds)	\$8,785,559
Contract 2 - Elevated Tank - Low Bidder (Pittsburg Tank & Tower Group)	\$483,235
Subtotal Construction Estimate	\$9,268,794
Contingencies (5% from USDA LOC)	\$279,000
Engineering Services Agreement (USDA Concurrence 8/30/2019)	\$355,000
ESA - Amendment #1 (USDA Concurrence 9/21/2022)	\$26,000
Construction Permit Fees (PWS, DEQ, Railroad, etc)	\$5,000
LGC Application Fee	\$1,250
Easement Acquisition	\$10,000
Bond Council Fees	\$20,000
Local Attorney Fees	\$25,000
BAN Interest (3.0%)	\$188,050
Total Project Cost	\$10,178,090
Project Funding (Per USDA Letter of Conditions adopted 07/06/21)	
USDA Loan	\$1,672,000
USDA Grant	\$2,800,000
Owner Contribution (ARPA Funds)	\$2,000,000
Owner Contribution	\$26,200
Total Project Funding	\$6,498,200
Total Overage Amount / Shortfall in Project Funds	\$3,679,890
















Henderson Township

Sandy Creek Township

Kittrell Township

LEGEND

	Elevated Tank		Ex. VCWD Water Lines
	Ex. Meter Vault		Ex. Henderson Water
	2-inch		Roads
	4-inch		Railroad
	6-inch		Streams
	8-inch		Vance County Townships
	Phase 3 Water Lines		


**VANCE COUNTY WATER DISTRICT
PHASE 1-B WATER SYSTEM EXPANSION
PROJECT LAYOUT MAP**

0 1,500 3,000 6,000
Feet

SUMMARY OF BID OPENING

Bid Opening - Thursday, April 6th, 2023
Vance County Water District, Phase 1B Contract 1 - Water Mains
Vance County
LKC Project No: VaCo - 19.01

CONTRACTOR	ADDRESS	LICENSE NO.	Bid Amount
H.G. Reynolds Company, Inc.	Henderson, NC	14149	\$8,785,559.00
ELJ, Inc.	Jacksonville, NC	47340	No Bid Received
Metra Industries	Little Falls, NJ	61791	No Bid Received
Herring - Rivenbark, Inc	Kinston, NC	3937	No Bid Received
Park Construction	Morrisville, NC	61200	No Bid Received
T.A. Loving	Goldsboro, NC	325	No Bid Received



4.12.23

LKC

Reviewed and Certified as Presented Above



BID DATE: 4/6/2023
 TIME: 2:00 PM
 LOCATION: Vance County
 County Commissioners Meeting Room

PROJECT: Vance County Water District
 Phase 1B, Contract 1 - Water Mains
 Rec'd By: Logan Parsons, P.E.


Vance County Water District, Phase 1B - Contract 1 - Water Mains				H.G. Reynolds Company, Inc.			
ITEM	DESCRIPTION	QTY.	UNIT	UNIT PRICE	TOTAL PRICE		
1	8" PVC (SDR 21) Water Main	38,800	LF	\$47.76	\$1,853,088.00		
2	6" PVC (SDR 21) Water Main	55,850	LF	\$39.84	\$2,225,064.00		
3	4" PVC (SDR 21) Water Main	12,480	LF	\$33.70	\$420,576.00		
4	2" PVC (SDR 21) Water Main	12,200	LF	\$29.82	\$363,804.00		
5	8" DIP (Class 350) Water Main	100	LF	\$75.00	\$7,500.00		
6	6" DIP (Class 350) Water Main	300	LF	\$65.00	\$19,500.00		
7	4" DIP (Class 350) Water Main	60	LF	\$85.00	\$5,100.00		
8	8" DIP (Class 350) Restrained Joint Water Main	400	LF	\$90.00	\$36,000.00		
9	6" DIP (Class 350) Restrained Joint Water Main	100	LF	\$80.00	\$8,000.00		
10	8" DIP (Class 350) Restrained Joint Water Main inside Steel Casing (Pipe Only - steel casing is separate item)	90	LF	\$100.00	\$9,000.00		
11	8" PVC (SDR 21) Restrained Joint Water Main inside Steel Casing (Pipe only - steel casing is separate item)	375	LF	\$60.00	\$22,500.00		
12	6" PVC (SDR 21) Restrained Joint Water Main inside Steel Casing (Pipe only - steel casing is separate item)	450	LF	\$50.00	\$22,500.00		
13	4" PVC (SDR 21) Restrained Joint Water Main inside Steel Casing (Pipe only - steel casing is separate item)	65	LF	\$50.00	\$3,250.00		
14	10" DR9 HDPE installed by Directional Bore as shown on Sheet W2.2/W2.3 from STA 17+90 to STA 26+17. Lump Sum Guaranteed Price.	1	LUMP SUM	\$383,000.00	\$383,000.00		
15	10" DR9 HDPE installed by Directional Bore as shown on Sheet W4.5 from STA 52+22 to STA 86+35. Lump Sum Guaranteed Price.	1	LUMP SUM	\$168,000.00	\$168,000.00		
16	10" DR9 HDPE installed by Directional Bore as shown on Sheet W4.7 from STA 84+18 to STA 86+35. Lump Sum Guaranteed Price.	1	LUMP SUM	\$187,000.00	\$187,000.00		
17	10" DR9 HDPE installed by Directional Bore as shown on Sheet W4.10 from STA119+50 to STA 122+15. Lump Sum Guaranteed Price.	1	LUMP SUM	\$193,000.00	\$193,000.00		
18	8" DR9 HDPE installed by Directional Bore as shown on sheet W8.3 from STA 33+64 to STA 36+15. Lump Sum Guaranteed Price.	1	LUMP SUM	\$140,000.00	\$140,000.00		
19	16" Steel Casing Installed by Bore & Jack under CSX Railroad on Sheet W1.1 - 16-inch Diameter w/ 0.312-inch Thick Walls	120	LF	\$2,300.00	\$276,000.00		
20	16" Steel Casing Installed by Bore & Jack under NCDOT Roadways - 16-inch Diameter w/ 0.250-inch Thick Walls	345	LF	\$385.00	\$132,825.00		
21	12" Steel Casing Installed by Bore & Jack - 12.75 inch O.D minimum w/ 0.250-inch wall thickness	450	LF	\$385.00	\$173,250.00		
22	8" Steel Casing Installed by Bore & Jack -8.625-inch O.D. minimum w/ 0.250-inch wall thickness	65	LF	\$385.00	\$25,025.00		
23	8" x 8" Tapping Sleeve & Valve	2	EA	\$7,348.00	\$14,696.00		
24	8" MJ Gate Valve	38	EA	\$2,510.00	\$95,380.00		
25	6" MJ Gate Valve	118	EA	\$1,780.00	\$210,040.00		
26	4" MJ Gate Valve	12	EA	\$1,500.00	\$18,000.00		
27	2" MJ Gate Valve	30	EA	\$1,050.00	\$31,500.00		
28	8" x 8" MJ Tee	4	EA	\$890.00	\$3,560.00		
29	8" x 6" MJ Tee	30	EA	\$830.00	\$24,900.00		
30	8" x 4" MJ Tee	1	EA	\$800.00	\$800.00		
31	6" x 6" MJ Tee	48	EA	\$700.00	\$33,600.00		
32	6" x 4" MJ Tee	6	EA	\$650.00	\$3,900.00		
33	4" x 4" MJ Tee	7	EA	\$450.00	\$3,150.00		
34	2" x 2" Tee	1	EA	\$450.00	\$450.00		
35	8" 90 Degree Bend	5	EA	\$660.00	\$3,300.00		
36	8" 45 Degree Bend	32	EA	\$660.00	\$21,120.00		
37	8" 22.5 Degree Bend	6	EA	\$660.00	\$3,960.00		
38	8" 11.25 Degree Bend	1	EA	\$660.00	\$660.00		
39	6" 90 Degree Bend	10	EA	\$520.00	\$5,200.00		
40	6" 45 Degree Bend	30	EA	\$520.00	\$15,600.00		
41	6" 22.5 Degree Bend	10	EA	\$520.00	\$5,200.00		
42	4" 90 Degree Bend	1	EA	\$400.00	\$400.00		
43	4" 45 Degree Bend	6	EA	\$400.00	\$2,400.00		
44	4" 22.5 Degree Bend	4	EA	\$400.00	\$1,600.00		
45	2" 90 Degree Bend	1	EA	\$250.00	\$250.00		
46	2" 45 Degree Bend	5	EA	\$250.00	\$1,250.00		
47	2" 22.5 Degree Bend	4	EA	\$250.00	\$1,000.00		
48	8" x 6" Reducer	2	EA	\$535.00	\$1,070.00		
49	6" x 4" Reducer	8	EA	\$450.00	\$3,600.00		
50	8" Plug	4	EA	\$420.00	\$1,680.00		
51	6" Plug	6	EA	\$400.00	\$2,400.00		
52	4" Plug	1	EA	\$400.00	\$400.00		

53	6" Plug tapped for 2" NPT	4	EA	\$500.00	\$2,000.00		
54	4" Plug tapped for 2" NPT	16	EA	\$500.00	\$8,000.00		
55	New Fire Hydrant Assembly	61	EA	\$6,156.00	\$375,516.00		
56	New Blow Off Assembly	19	EA	\$2,750.00	\$52,250.00		
57	Water Service Assembly - Short (meter is a separate item)	100	EA	\$1,550.00	\$155,000.00		
58	Water Service Assembly - Long (meter is a separate item)	110	EA	\$3,061.00	\$336,710.00		
59	3/4" AMR Water Meter & ERT - Equipment Only - Will be installed by Owner. (See Specifications)	210	EA	\$450.00	\$94,500.00		
60	Rock Excavation & Disposal	3,600	CY	\$40.00	\$144,000.00		
61	Select Backfill	2,800	CY	\$25.00	\$70,000.00		
62	Open Cut & Patch Concrete Driveway	900	SY	\$100.00	\$90,000.00		
63	Open Cut & Patch Asphalt Driveway / Road	960	SY	\$100.00	\$96,000.00		
64	Abbot Crossing Roadway Repair - See Special Provisions Section 6	1	LUMP SUM	\$10,000.00	\$10,000.00		
65	Gravel for Driveway Repair	1,650	TON	\$26.00	\$42,900.00		
66	Installation and Removal of Rural Development Temporary Construction Sign	2	EA	\$800.00	\$1,600.00		
67	Water Main Cleanup, Pressure Testing, and Sterilization	122,035	LF	\$1.00	\$122,035.00		
TOTAL BID AMOUNT				\$8,785,559.00			

SUMMARY OF BID OPENING

Bid Opening - Thursday, April 6th, 2023
Vance County Water District, Phase 1B, Contract 2 - Elevated Storage Tank
Vance County, NC
LKC Project No: VaCo - 19.01

CONTRACTOR	LOCATION	LICENSE NO.	BID AMOUNT
Pittsburg Tank & Tower Co., Inc.	Henderson, KY	68667	\$483,235.00
Utility Service Co., Inc.	Perry, GA	52520	\$527,900.00
Viking Painting, LLC.	La Vista, NE	99230	\$532,400.00
H.G. Reynolds Company, Inc.	Henderson, NC	14149	\$698,512.00
SAFFO Contractors, Inc.	Wilmington, NC	41566	No Bid Received



4.28.23

LKC

Reviewed and Certified as Presented Above

Revision Note: Various corrections made by Engineer to previous version issued on 4/12/23.



BID DATE: 4/6/2023

PROJECT: Vance County Water District

TIME: 2:00 PM

Phase 1B, Contract 2 - Elevated Storage Tank

LOCATION: Vance County - County
Commissioners Meeting Room

RECEIVED BY: Logan Parsons, P.E.

Vance County Water District, Phase 1B, Contract 2 - Elevated Tank				Pittsburg Tank & Tower Co., Inc.		Utility Service Co., Inc.		Viking Painting LLC		H.G. Reynolds Company, Inc.	
ITEM	DESCRIPTION	QTY.	UNIT	UNIT PRICE	TOTAL PRICE	UNIT PRICE	TOTAL PRICE	UNIT PRICE	TOTAL PRICE	UNIT PRICE	TOTAL PRICE
1	Mobilization, Insurance, and Bonding. May not exceed 3% of the total bid amount.	1	Lump Sum	\$6,850.00	\$6,850.00	\$15,800.00	\$15,800.00	\$25,100.00	\$25,100.00	\$20,344.00	\$20,344.00
2	Tank Coatings - Complete exterior and interior repaint of existing elevated storage tank in accordance with project specifications.	1	Lump Sum	\$150,685.00	\$150,685.00	\$176,300.00	\$176,300.00	\$168,700.00	\$168,700.00	\$303,600.00	\$303,600.00
3	Containment System - As specified and required for tank repaint.	1	Lump Sum	\$102,740.00	\$102,740.00	\$84,900.00	\$84,900.00	\$115,400.00	\$115,400.00	\$151,800.00	\$151,800.00
4	Tank Repairs - Structural repairs, replacement of existing cable climbing system, vent screen repairs, sample tap, etc. See Special Provisions.	1	Lump Sum	\$31,095.00	\$31,095.00	\$23,400.00	\$23,400.00	\$23,700.00	\$23,700.00	\$64,900.00	\$64,900.00
5	New Chain Link Fencing and Gate at Tank Site.	1	Lump Sum	\$27,400.00	\$27,400.00	\$48,100.00	\$48,100.00	\$42,200.00	\$42,200.00	\$28,500.00	\$28,500.00
6	General Tank Site Improvements - Tree removal and disposal, grading and installation of gravel access.	1	Lump Sum	\$38,355.00	\$38,355.00	\$50,000.00	\$50,000.00	\$27,800.00	\$27,800.00	\$28,100.00	\$28,100.00
7	Control Valve Replacement and Electrical Improvements.	1	Lump Sum	\$116,520.00	\$116,520.00	\$106,300.00	\$106,300.00	\$123,300.00	\$123,300.00	\$95,268.00	\$95,268.00
8	Cleanup / Restoration at Tank and Control Vault sites.	1	Lump Sum	\$6,165.00	\$6,165.00	\$22,500.00	\$22,500.00	\$4,600.00	\$4,600.00	\$5,000.00	\$5,000.00
9	Installation and Removal of One (1) USDA-Rural Development Temporary Construction Sign for Contract 2.	1	Lump Sum	\$3,425.00	\$3,425.00	\$600.00	\$600.00	\$1,600.00	\$1,600.00	\$1,000.00	\$1,000.00
TOTAL BID AMOUNT				\$483,235.00		\$527,900.00		\$532,400.00		\$698,512.00	

Vance County Water District
Operations Report
March 2023

Operation Highlights	Fiscal Year-to-Date	March 2023
Work Order Completions:		
Discolored Water / Air in Line	2	1
Install Meter	6	8
Replace Meter / ERT	5	2
Repaired ERTs	0	1
Remove Meter	1	0
Locate Line/Main	120	105
Odor in Water / Chlorine Check	0	0
Check for Usage / Leaks	19	51
Replace Meter Lid / Box	9	9
Low Pressure / No Water	0	0
Water Main Break	0	0
Distribute Boil Water Notices	0	0
Distribute Rescind Notices	0	0
Move In / Move Out	19	20
Kittrell Water Tower Response	0	0
Repair Water Main / Water Service	4	0
Actual Shut Offs	77	35
Restores	62	23
Cross Connection Checks	0	0
Installed Taps	26	11
Hydrant / Site Care / Mowing	1	2
Delivered Return Mail	0	0
Water Tap Requests / Checks	2	1
Recheck	22	50
Meter Lock	0	0
Corrective Maintenance	0	1
Pothole Repair- PW	0	0
Meter Read	177	129
Install ERT	0	0
Meter Locate	9	3
Satellite Office Activity:		
Information Requests	14	1
Bill Pays	721	346
Applications Received	21	16

Billing Summaries:	Active Customers	Metered Services	Gallons Billed	Average Usage	
December Billing 12/01/2022 – 12/31/22	1838	1438	4,929,613	2,682	@ 0.01033 = \$27.71 + \$30 base = \$57.71
January Billing 01/01/23 – 01/31/23	1841	1442	5,891,309	4,085	@0.01033 = \$42.20 + \$30 base = \$72.20
February Billing 02/01/23 – 02/28/23	1844	1445	5,702,735	3,947	@0.01033 = \$40.78 + \$30 base = \$70.78
March Billing 03/01/23 – 03/31/23	1852	1456	4,180,539	2,871	@0.01033 = \$29.66 + \$30 base = \$59.66

The above numbers include all three systems.

Water System Overview:

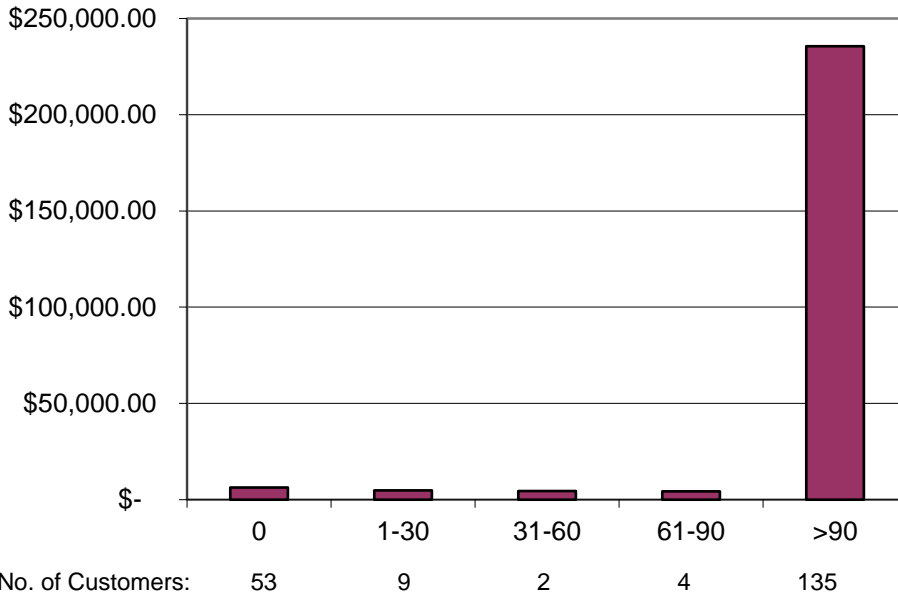
The current residential customer count is as follows:

- Phase 1 – 814 total customers; 212 availability accounts and 602 metered accounts.
- Phase 2 – 683 total customers; 184 availability accounts and 499 metered accounts.
- Kittrell – 355 total customers; 0 availability and 355 metered accounts.

There is a total of 1852 VCWD customers committed to the system with 1456 metered customers

Vance County Water District
 Operations Report
 March 2023

Availability Aging Report for VANCE COUNTY

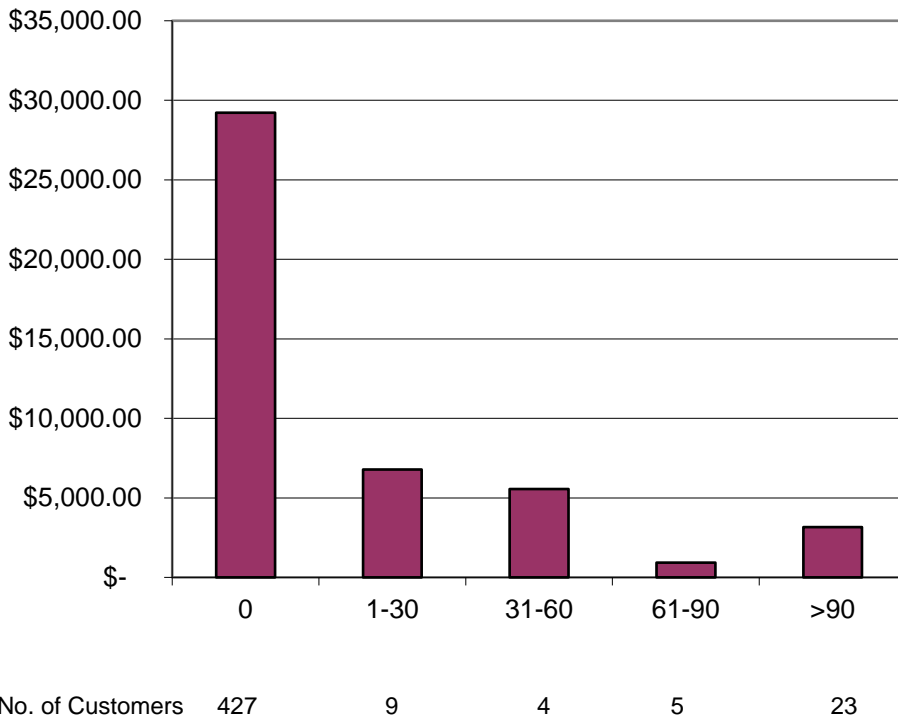


**Vance County
 Availability Accounts AR***

Age	Current Month
0	\$6,333.45
1-30	\$4,737.38
31-60	\$4,418.65
61-90	\$4,343.50
>90	\$235,629.98

Total Availability AR to Date:
 \$255,462.96

Metered Aging Report for VANCE COUNTY



**Vance County
 Metered Accounts AR***

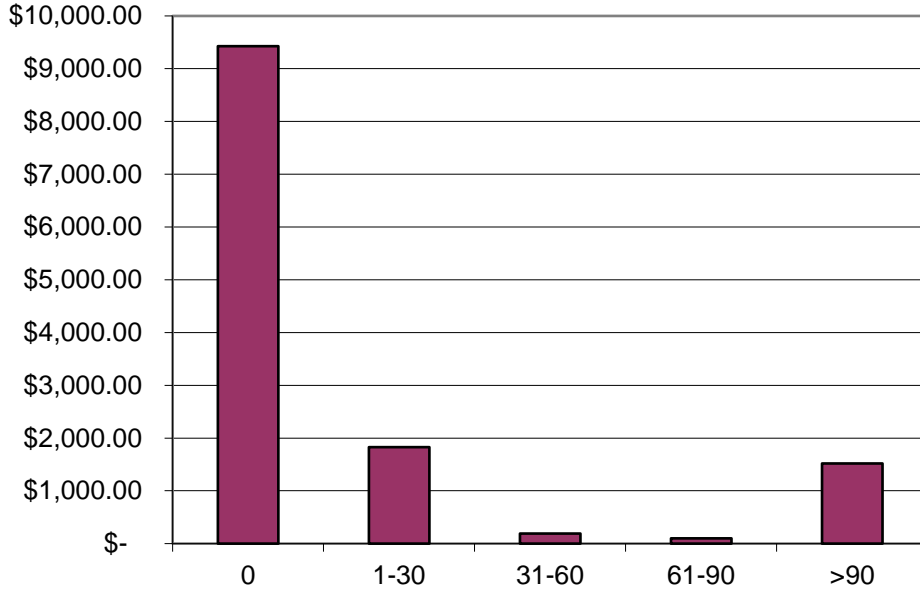
Age	Current Month
0	\$29,217.01
1-30	\$6,780.96
31-60	\$5,549.80
61-90	\$931.70
>90	\$3,169.81

Total Metered AR to Date:
 \$45,649.28

*Information as of March 31, 2023

Vance County Water District
 Operations Report
 March 2023

Metered Aging Report for KITTRELL-VANCE



**Kittrell
 Metered Accounts AR***

Age	Current Month
0	\$9,429.30
1-30	\$1,825.40
31-60	\$187.55
61-90	\$102.12
>90	\$1,519.47

**Total Metered AR to Date:
 \$13,063.93**

No. of Customers: 130 29 2 1 9

*Information as of March 31, 2023

Account Id	Account Description	Budget (\$)	Current Period		Balance	% Used
			3.1.23-3.31.23	YTD		
16-329-432900	INVESTMENT EARNINGS	2,500.00	0	21,992.64	19,492.64	879.7100
16-367-436701	WATER LINE REIMB-CITY	16,504.00	0	0	-16,504.00	0.0000
16-375-437500	METERED WATER SALES	1,020,000.00	98,178	842,988.78	-275,189.45	73.0200
16-375-437501	NON-METERED WATER REVENUE	105,000.00	0	58,940.78	-46,059.22	56.1300
16-375-437502	WATER - DEBT SETOFF REVENUE	5,000.00	355.68	711.36	-4,644.32	7.1100
16-376-437005	MISCELLANEOUS REVENUES	3,500.00	772.87	3,961.95	-310.92	91.1200
16-376-437505	CONNECTION FEES	15,000.00	1,795	24,800.00	8,005.00	153.3700
16-376-437506	RECONNECT FEES	5,000.00	1,350	10,042.82	3,692.82	173.8600
16-376-437507	NSF CHECK FEES	-800.00	-150	-3,703.74	-2,753.74	0.0000
16-376-437508	LATE PAYMENT FEES	20,000.00	2,108	14,899.60	-7,280.40	63.6000
16-397-439710	TRANSFER FROM GENERAL FUND	93,394.00	0	0	-93,394.00	0.0000
16 WATER DISTRICT FUND Revenue Total		1,285,098.00	104,409.22	974,634.19	-414,945.59	

Account Id	Account Description	Budget (\$)	Current Period		Balance	% Used
			3.1.23-3.31.23	YTD		
16-660-500621	BOND PRINCIPAL - WATER	223,688.00	0	0	223,688.00	0.0000
16-660-500622	BOND INTEREST - WATER	322,150.00	0	0	322,150.00	0.0000
16-665-000000	Control Account	0	0	0	0	0
16-665-500011	TELEPHONE & POSTAGE	2,200.00	156.46	1,414.35	785.65	64.2900
16-665-500013	UTILITIES	4,900.00	491.44	3,664.32	1,235.68	74.7800
16-665-500026	ADVERTISING	1,200.00	507.56	1,976.56	-776.56	164.7100
16-665-500033	DEPARTMENTAL SUPPLIES	30,000.00	4,133.53	50,275.19	-20,275.19	167.5800
16-665-500044	SPECIAL CONTRACTED SERVICES	0.00	35.49	295.83	-295.83	0
16-665-500045	CONTRACTED SERVICES	280,000.00	23,686.48	214,659.40	65,340.60	76.6600
16-665-500054	INSURANCE & BONDS	2,600.00	0	2,391.63	208.37	91.9900
16-665-500079	PURCHASED WATER	270,000.00	31,713.12	174,151.78	95,848.22	64.5000
16-665-500088	BANK SERVICE CHARGES	2,500.00	0	2,076.67	423.33	83.0700
16-665-500283	DEBT SERVICE RESERVE	54,584.00	0	0	54,584.00	0.0000
16-665-500286	SYSTEM MAINTENANCE	65,000.00	0	34,081.10	30,918.90	52.4300
16-665-500347	PERMITS	2,700.00	0	2,520.00	180.00	93.3300
16-665-500390	DEPRECIATION EXPENSE	23,576.00	0	0	23,576.00	0.0000
16 WATER DISTRICT FUND Expend Total		1,285,098.00	60,724.08	487,506.83	797,591.17	

Revenue - Expenses = 43,685.14

*Committee Reports
and Recommendations*

Vance County

Committee Reports and Recommendations

May 1, 2023

Public Safety Committee

EMS Land Purchase. The committee (Alston, Brummitt, and Faines); Kelly attending, met on Monday April, 10 and received an update from the county attorney on the proposed amendments to the restrictive covenants on the land being considered for purchase for the central EMS station. The attorney indicated progress was being made, although slowly to amend restrictions that could impact the county's use of the property. The committee indicated they would discuss the property further in closed session.

Northern EMS Substation. Committee members noted an EMS reorganization plan called for an EMS substation in the northern part of the county. EMS Director Javier Plummer noted that repositioning a current EMS vehicle to the north could increase response time in the central portion of the county where 50% of the calls originate. Commissioner Brummitt stated the future need for a fifth EMS vehicle, a new logistics model, and asked for committee support prioritizing the purchase of land for the construction of a northern EMS substation. *Recommendation: Direct staff to begin seeking property for purchase for a northern Vance County EMS substation.*

Fire Service Districts Realignment and Reorganization. The committee discussed realignment of current fire service districts. Committee members discussed the possibility of increasing the size of the Bearpond Service District to take in the southern and southeastern portions of the current Golden Belt district and discussed the possibility for the Cokesbury district to take in the eastern portion of the current Golden Belt district; subject to the agreement of the Bearpond and Cokesbury Boards of Directors. The committee also discussed a possible reorganization of the Vance County Fire Department and recommended these two items be discussed with the Vance County Fire and Rescue Association. Staff voiced Human Resources, liability, and legal issues related to the reorganization specifically if it locates county employees within independent non-profit fire stations and requires the county employees to report and be subject to the management of non-county employees. *Recommendation: Direct the Public Safety Committee to proceed with an investigation and development of a plan of the realignment of fire service districts and reorganization of the Vance County Fire Department through discussions with the Vance County Fire and Rescue Association.*

Closed Session – Property Matter. The committee met in closed session under N.C.G.S. 143-318.11(a)(5) related to a property matter and further discussion will take place with the full board in closed session.

Planning/Environmental Committee

White Goods Collection Contract Renewal. The committee (Brummitt, Feimster, and Taylor) met to review the contract renewal for white goods (washers/dryers, appliances, etc.) collections at Vance County convenience sites. The current contractor, Mike's Auto Salvage, picks up from the county's four sites, twice weekly. The contractor asked for an increase of roughly \$11,000 annually for continued service to all four sites. Staff informed the committee the cost could be reduced if collections were limited to a single site. The committee voiced concerns over illegal dumping and limited disposal options for county residents. *Recommendation: Approve contract renewal with Mike's Auto Salvage for \$43,160, for two pickups weekly at the county's four convenience sites.*

AGREEMENT

THIS AGREEMENT is entered into this the 1st day of May, 2023 (the "Effective Date"), by and between **VANCE COUNTY**, a body politic and corporate of the State of North Carolina (hereinafter referred to as the "County") and **MIKE FLYNN doing business as MIKE'S AUTO SALVAGE**, (hereinafter referred to as the "Contractor") and provides as follows:

WITNESSETH:

WHEREAS, the County has chosen the lowest, responsible Bidder/Contractor as capable of performing the scrap white good removal(s) at the following properties:

- | | |
|--|---|
| (1) Vance County Hwy. 39 Site
3453 NC 39 Hwy. N,
Henderson, NC 27537 | (2) Vance County Warrenton Rd. Site
803 Warrenton Road Site
Henderson, NC 27537 |
| (3) Vance County Aycock Site
2689 Vicksboro Road
Henderson, NC 27537 | (4) Vance County Brodie Rd. Site
900 Brodie Road
Henderson, NC 27536 |

WHEREAS, the parties wish to enter into a written agreement honoring the terms of the agreement.

NOW, THEREFORE, in consideration of the sum set forth herein below, the parties agree as follows:

1. The Services: The County hereby retains contractor to provide, and Contractor hereby agrees to render the proposed scope of work described in the "Removal of Vance County Owned, Scrap White Goods" (hereinafter collectively referred to as the "Services"), and as shown in the attached "Exhibit A". The Services will be performed at the project locations as discussed above and as set forth hereinabove. Contractor shall bill County monthly. This agreement shall take priority over and control in any discrepancy between the Contractor's Proposal and/or prior written communications.
2. Fees: The County shall pay the Contractor the quoted sum of \$830.00/week for services (ex. \$830.00 X 52 weeks = \$44,200 in annual fees which results in 416 service trips. The county will be paid weekly for the processed tonnage received at the hereinabove service locations. Vance County will pay for the removal and collection of all Freon containing units collected at the above service locations.
3. Payment Terms: The County shall pay the Contractor within 30 calendar days of receiving Contractor's invoice following completion of the Scope of work described hereinafter.

Contractor shall submit all invoices by mail to ATTN: Jason Falls, 156 Church Street, Suite 003, Henderson, NC 27536.

4. Standard of Care: Contractor shall complete the Services in a good and workmanlike manner in accordance with generally accepted industry standards.
5. Scope: The work covered by the agreement consists of Contractor furnishing all labor, equipment, insurance and materials to remove from the premises all white good appliances from the locations listed on page 1 of this agreement. Contractor should service said locations on every Monday and Thursday of each week during the term of this contract. All materials shall be recycled/disposed of in accordance with applicable state and federal law. At time of service, each site shall be cleared of all white goods. The Contractor shall leave the site clean and free of all debris. All loads will be weighed and pictures taken as the loads are processed. Freon containing units should be stored at Mike's Auto Salvage Yard, upright, and stored in a manner for easy serviceability by third party, Freon removal vendor. Vendor typically services once there are 70 units available.
6. Safety Requirements: The Contractor shall secure the area as is needed to protect themselves, others from harm, including but not limited to the use of cones, signs, barricades and personnel from beginning to completion.
7. Insurance: Before commencing work, Contractor shall obtain at his own expense, and agrees to keep in effect during the life of this contract as a minimum requirement, the following insurance:
 - a. Commercial General Liability (CGL) Insurance in an amount not less than \$1,000,000 per occurrence and \$2,000,000 general aggregate for bodily injury or property damage arising from premises, operations, independent contractors, products-completed operations, personal and advertising injury and liability assumed under an insured contract (including the tort liability of another assumed in a business contract); the County of Vance, its officers, officials, and employees shall be named as additional insured by ISO endorsement CG 20 10 or CG 2033 and CG 20 37. There shall be no modification of the CGL limiting the scope of coverage for liability arising from explosion, collapse, underground property damage or damage to the named insured's when those exposures exist.
 - b. Workers Compensation Insurance as required by the General Statutes of the State of North Carolina and Employer's Liability Insurance not less than \$1,000,000 each accident for bodily by accident, \$1,000,000 each employee for bodily injury by disease, and \$1,000,000 policy limit.
 - c. Commercial Automobile Insurance applicable to bodily injury and property damage, covering all owned, non-owned, and hired vehicles, in an amount not less than \$1,000,000 per occurrence as applicable.

Certificates of Insurance shall be furnished prior to the commencement of Services. Contractor shall include all subcontractors as insureds under its policies or maintain certificates of insurance for each subcontractor. All coverage for subcontractors shall be subject to all of the requirements stated herein. Contractor shall be responsible for assuring that all subcontractors are properly insured.

8. Indemnification: Contractor agrees to protect, defend, indemnify and hold the County, its employees and elected and appointed officials harmless from any and all claims, demands, suits, liability, judgements, and expenses arising out of or connected with the activities of the Contractor, Contractor's employees, agents, sub-contractors, and anyone else working for the contractor.
9. Termination: In the event that review of the Contractor's performance shows non-conformance to the terms and conditions contained herein as a result of the Contractor's errors, omissions, or negligent acts, the Contractor shall be in breach of this agreement and the County may take corrective action as it deems necessary including, but not limited to, withholding or reduction of payment. The County shall also have the right to suspend this agreement upon five (5) calendar day's written notice to the Contractor. Such written notice shall state the reasons for suspension and allow for a review period to ten (10) days during which the Contractor shall be provided with an opportunity to respond with an explanation of justification and/or shall undertake any reasonable remedial action required by the County. If, in the opinion of the County, the Contractor remains in violation of this agreement at the completion of the five (5) day suspension period, the County shall have the right to terminate this agreement whereupon all obligations of the County to the Contractor shall cease. In the event this project is terminated prior to completion of the services by the Contractor, the Contractor shall be paid for services performed to the date of termination.
10. Iran Divestment List: The Contractor does hereby certify that they are not a person identified on the Iran Divestment List as defined in North Carolina General Statutes 147-96.58.
11. E-Verify: The Contractor and the Contractor's sub-contractors shall comply with the requirements of Article 2 of Chapter 64 of the North Carolina General Statutes, and shall sign the Owner's Affidavit certifying compliance therewith as requested.
12. Miscellaneous.
 - a. Choice of Law and Forum. This contract shall be deemed made in Vance County, North Carolina. This contract shall be governed by and construed in accordance with the law of North Carolina. The exclusive forum and venue for all actions arising out of this contract shall be the appropriate division of the North Carolina General Court of Justice, in Vance County. Such actions shall neither be commenced in nor removed

to federal court. This section shall not apply to subsequent actions to enforce a judgement entered in actions heard pursuant to this section.

- b. Waiver. No action or failure to act by the County shall constitute a waiver of any of its rights or remedies that arise out this contract, nor shall such action or failure to act constitute approval of or acquiescence in a breach thereunder, except as may be specifically agreed in writing.
- c. Performance of Government Functions. Nothing contained in this contract shall be deemed or construed so as to in any way estop, limit, or impair the County from exercising or performing any regulatory, policing , legislative, governmental, or other powers or functions.
- d. Severability. If any provision of this contract shall be unenforceable, the remainder of this contract shall be enforceable to the extent permitted by law.
- e. Assignment, Successors, and Assigns. Without the County's written consent, the Contractor shall not assign (which includes to delegate) any of its rights (including the right to payment) or duties that arise out of this contract. Unless the County otherwise agrees in writing, the contractor and all assigns shall be subject to all of the County's defenses and shall be liable for all of the Contractor's duties that arise out of this contract and all of the County's claims that arise out of this contract. Without granting the Contractor the right to assign, it is agreed that the duties of the contractor that arise out of this contract shall be binding upon it and its heirs, personal representative, successors, and assigns.
- f. Compliance with Law. In performing all of the Work, the Contractor shall comply with all applicable laws.
- g. County Policy. THE COUNTY OPPOSES DISCRIMINATION ON THE BASIS OF RACE AND SEX AND URGES ALL OF ITS CONTRACTORS TO PROVIDE A FAIR OPPORTUNITY FOR MINORITIES AND WOMEN TO PARTICIPATE IN THEIR WORKFORCE AND AS SUBCONTRACTORS AND VENDORS UNDER COUNTY CONTRACTS.
- h. EEO Provision. During the performance of this Contract the Contractor agrees as follows: (1) The Contractor shall not discriminate against any employee or applicant for employment because of race, color, religion, sex, national origin, political affiliation, or belief, age, or handicap. The Contractor shall take affirmative action to insure that applicants are employed and that employees are treated equally during employment, without regard to race, color, religion, sex, national origin, political affiliation or belief, age, or handicap. The Contractor shall post in conspicuous places available to employees and applicants for employment, notices setting forth these EEO provisions. (2) The Contractor in all solicitations or advertisements for employees place by on behalf of the Contractor, state all qualified applicants will receive consideration for employment without regard to race, color, religion, sex, national origin, political affiliation or belief, age, or handicap.
- i. No Third Party Right Created. This contract is intended for the benefit of the County and the Contractor and not any other person.

- j. Principles of Interpretation. In this contract, unless the context requires otherwise: The singular includes the plural and the plural the singular. The pronouns “it” and “its” include the masculine and feminine. Reference to statutes or regulations includes all statutory or regulatory provisions consolidating, amending or replacing the statute or regulation. References to contracts and agreements shall be deemed to include all amendments to them. The word “person” includes natural persons, firms, companies associations, partnerships, trusts, corporations, governmental agencies and units, and any other legal entities.
- k. Modifications, Entire Agreement. A modification of this contract is not valid unless signed by both parties and otherwise in accordance with requirements of law. Further, a modification is not enforceable against the County unless the County Manager or other duly authorized official signs it for the County. This contract contains the entire agreement between the parties pertaining to the subject matter of this contract. With respect to that subject matter, there are no promises, agreements, conditions, inducements, warranties, or understandings, written or oral, expressed or implied, between the parties, other than as set forth or referenced in this contract.

IN WITNESS WHEREOF, the parties have entered into this Agreement the day and year first above written.

Attest:

Kelly H. Grissom, Clerk to Board

VANCE COUNTY

By: _____
Jordan McMillen, County Manager

Mike Flynn, Mike’s Auto Salvage, INC

PRE-AUDIT CERTIFICATION

This instrument has been pre-audited in the manner required by the Local Government Budget and Fiscal Control Act.

"EXHIBIT A: SERVICE FEES"

Convenience Site	Monday Collection Rate	Thursday Collection Rate	Total/Week Cost \$
(1) Highway 39 Site 3453 NC 39 Hwy. N, Henderson, NC 27537			
(2) Vance County Warrenton Rd. Site 2689 Vicksboro Road Henderson, NC 27537	\$310.00 (Effective Date: December 4, 2020)	\$310.00 (Effective Date: December 4, 2020)	\$620.00 (Effective Date: December 4, 2020)
(3) Vance County Aycock Site, Henderson, NC 27537	\$415.00 Proposed Fee	\$415.00 Proposed Fee	\$830.00 Proposed Fee
(4) Brodie Road Site 900 Brodie Road, Henderson, NC 27536			

*Finance Director's
Report*

Vance County
Finance Director's Report to the Board
May 1, 2023

- A. KARTS Funding Request.** KARTS is a transportation authority created by joint resolution of the Boards of Commissioners of Granville, Vance, Warren, and Franklin Counties. Their board includes one commissioner as well as one human service organization representative from each county. KARTS has been without a finance director for several months and has requested emergency funding from each of the counties to get through the remainder of the fiscal year. According to the interim director, they are in need of \$75,000 to close out the fiscal year plus the \$19,127 (requested 56,588 and we provided \$37,461) that the county did not provide in the current year budget which serves as a match for their other federal and state funding. In total the request is \$94,127 to close out the month of June. For preventative purposes we would like to ask for this conditional funding in the amount up to \$94,127 so that KARTS will be able to keep their doors open and make payroll. Requirements: See actuals, bank statements, etc. *Recommendation: Authorize the Finance Director to disperse conditional funding in an amount up to \$94,127 to KARTS subject to the other counties agreeing and subject to KARTS showing the need for funding.*

*County Manager's
Report*

Vance County
County Manager's Report to the Board
May 1, 2023

- A. Resolution of Appreciation – Brian Short.** Brian Short is retiring on May 31st after 32 years of service to the County. The enclosed resolution is to be provided to Brian at his retirement reception on May 19th. *Recommendation: Approve Resolution of Appreciation to Brian Short for his 32 years of service to Vance County.*
- B. Fireworks Permit - Tourism.** The Vance County Tourism Department is requesting approval of a fireworks permit for its Independence Day celebration at Kerr Lake on Saturday, July 1, 2023. According to Tourism Director Pam Hester, the TDA has obtained the necessary permits and approvals from NC State Parks and the Corps of Engineers and the show will be contracted with a professional pyrotechnics firm which has the appropriate credentials and insurance coverage. *Recommendation: Approve the request from Tourism for a permit and fee waiver to discharge fireworks at its Independence Day celebration at Kerr Lake planned for Saturday, July 1, 2023, contingent upon the necessary approvals from the fire marshal.*
- C. Presentation of FY 2023-24 Recommended Budget.** The FY 2023-24 recommended budget will be presented on Monday evening. The manager recommends setting budget work sessions for Monday, May 8 and Wednesday, May 10 as needed to review the budget in detail and suggests the board consider daytime work sessions to support and accommodate staff. The public hearing on the budget will be set for the evening of June 5th, which is the date of the board's regular meeting. *Recommendation: Receive the FY 2023-24 recommended budget, schedule budget work sessions, and schedule budget hearing for the June 5th regular meeting.*

R E S O L U T I O N
of
Appreciation
by the
Vance County Board of Commissioners
to
Brian K. Short

WHEREAS, Brian K. Short began his employment with Vance County in May 1991 as a part-time 911 Dispatcher and became full time in 1996. He was promoted to the position of Interim 911 Director on January 17, 1998 and was appointed as Emergency Operations Director on October 1, 1998; and

WHEREAS, during his many years of valuable service to the citizens of Vance County, Brian Short oversaw the extensive development, expansion and modernization of the County's Emergency Management program and 911 center to include construction of a new center in 2001 and a backup center in 2013; and

WHEREAS, he is well known for bringing together various partners and identifying grants and funding sources that have enhanced the County's emergency resources, capabilities, and operational preparedness; and

WHEREAS, Brian epitomizes helping others before himself having been involved in as many as 17 declared disasters in Vance County and serving those in need through 14 deployments across North Carolina and the southeastern United States; and

WHEREAS, during his career he has advocated for the betterment of the emergency management profession and the County through his service as a member and chairman of the North Carolina Emergency Management Association's Legislative Committee where he helped develop priorities for the association and represented NCEMA on numerous occasions in Washington DC. In addition, he assisted the Vance County representative on the 100 Counties Prepared initiative through the NC Association of County Commissioners in 2022; and

WHEREAS, Vance County has benefited greatly from Brian's vast knowledge and experience and has been fortunate to have him as a dedicated public servant and employee for 32 years.

NOW, THEREFORE BE IT RESOLVED THAT the Vance County Board of Commissioners does duly recognize and express its utmost appreciation to Brian K. Short for his dedicated public service to the citizens of Vance County, AND, FURTHER, does express best wishes to Brian and his wife, Ann, for many years of a well-deserved retirement.

This, the 1st day of May, 2023.



To: Vance County Board of Commissioners

From: Pam Hester, Executive Director
Vance County Tourism Development Authority

Subject: Independence Day Fireworks - Satterwhite Point, Kerr Lake

Date: April 20, 2023

Please let this memo serve as my request to hold our annual Independence Day Celebration featuring a fireworks exhibition at Satterwhite Point Park at Kerr Lake. The date will be **Saturday, July 1, 2023**. We have obtained the necessary permits and approvals from NC State Parks and the Corp of Engineers and are presently notifying NCDOT, NC Highway Patrol, Vance County Sheriff's Office, the Vance County Fire Chief along with numerous other agencies that provide support. We use a professional pyrotechnic company that is fully licensed and insured. They have provided our show for over twenty years.

*County Attorney's
Report*

**RESOLUTION ACCEPTING BID FOR
COUNTY OWNED REAL PROPERTY**

WHEREAS, the Vance County Board of County Commissioners received an offer for the purchase and sale of County owned real property, which is more particularly described below:

1010 Standish Street, Henderson, NC, Vance County Tax Department Parcel Number 0091 07007A.

WHEREAS, pursuant to NCGS 160A-269 and the Resolution Authorizing Upset Bid Process for Sale of Real Property adopted by the Vance County Board of Commissioners on April 3, 2023, a notice was published in the *Daily Dispatch* on **April 6, 2023**, stating that said offer by ***WaKisha Turrentine*** in the amount of **\$900.00** had been received and that any person wishing to submit an upset bid should do so within 10 days; and

WHEREAS, no upset bids were received within the statutorily prescribed time period.

THEREFORE, BE IT RESOLVED by the Vance County Board of Commissioners, pursuant to NCGS 160A-269 that:

The bid submitted by ***WaKisha Turrentine*** in the amount of **\$900.00** subject to the terms and conditions contained in the submitted bid, attached hereto as Exhibit "A", is hereby accepted for the property described herein and the Board's Chairperson shall execute the documents necessary to complete the transfer of title to such property.

Adopted this the 1st day of May, 2023.

Yolanda J. Feimster, Chair
Vance County Board of Commissioners

ATTEST:

Kelly H. Grissom, Clerk to the Board

Consent Agenda Items

Budget Amendment
Tax Refunds and Releases
Minutes

Monthly Reports
911 Emergency Operations
Administrative Ambulance Charge-Offs
Cooperative Extension
EMS
Human Resources
Information Technology
Planning and Development
Parks and Recreation
Tax Office
Veterans Service

VANCE COUNTY BUDGET AMENDMENT REQUEST
2022-2023 Fiscal Year

A request to amend the 2022-2023 Vance County Budget is hereby submitted to the Vance County Board of Commissioners as follows:

Revenue Amendment Request

DESCRIPTION	ACCOUNT NUMBER	REVENUE INCREASE (DECREASE)
LIHWAP Program	10-348-434826	107,375.00
LIWAP ADMIN	10-348-434816	5,614.00
LIEAP	10-348-434800	249,733.00
Progress Energy/Wake Elect	10-438-434800	5,332.00

TOTAL REVENUE INCREASE (DECREASE) \$ 368,054.00

Reason for Revenue Amendment Request: To account for the various programs that funding came in higher than anticipated when the budget was created

Expenditure Amendment Request

DESCRIPTION	ACCOUNT NUMBER	EXPENSE INCREASE (DECREASE)
LIHWAP Program	10-610-500149	107,375.00
LIWAP ADMIN	10-610-500148	5,614.00
LIEAP	10-610-500433	249,733.00
Progress Energy/Wake Elect	10-610-500142	5,332.00

TOTAL \$ 368,054.00

Reason for Expense Amendment Request: to account for the various programs that funding came in higher than anticipated when the budget was created

Requested by: _____ Date _____

APPROVED: VANCE COUNTY BOARD OF COMMISSIONERS IN MEETING OF _____ _____ Kelly Grissom , Clerk VANCE COUNTY BOARD OF COMMISSIONERS

Reviewed by
Finance Office _____

TAX OFFICE REFUND AND RELEASE REPORT FOR MARCH 2023

TAXPAYER NAME	TAX YR	REAL	PERSONAL	SOLID WASTE FEE	REASON
COMFORT ZONE COOLING & HEATING	2022	0	290.41	0	BILLED IN NCVTS
COMFORT ZONE COOLING & HEATING	2022	0	283.06	0	BILLED IN NCVTS
COMFORT ZONE COOLING & HEATING	2022	0	283.06	0	BILLED IN NCVTS
KLINGER ASHLEY	2022	0	16.16	120	PERS PROP BILLED
TOTAL		0	872.69		
GRAND TOTAL	872.69				

HENDERSON-VANCE COUNTY 911


NUMBER OF CALLS REPORT BY COMPLAINT (ALL UNITS)

TOTAL

6,153

TIME PERIOD: 03/29/2023 00:00:00 Through 04/25/2023 23:59:59

DEPARTMENT	COMMENT	TOTAL	COUNTY	CITY	STATE	OTHER
911 GENERAL CLEAR	Other Dispatch	141				141
AFTON VOLUNTEER FIRE DEPARTMENT	County VFD Dispatch	0	0			
AMERICAN RED CROSS	Other Dispatch	1				1
BEARPOND VOLUNTEER FIRE DEPARTMENT	County VFD Dispatch	48	48			
BERTIE AMUBLANCE SERVICE	City & County Dispatch	0				0
CAROLINA AIR CARE	Other Dispatch	0				0
CASWELL COUNTY EMS	Out of County Mutual Aid	0				0
COKEBURY VOLUNTEER FIRE DEPARTMENT	County VFD Dispatch	19	19			
CSX RAILROAD	Other Dispatch	0				0
DREWRY VOLUNTEER FIRE DEPARTMENT	County VFD Dispatch	13	13			
DUKE LIFE FLIGHT	Other Dispatch	4				4
CENTURYLINK	Other Dispatch	0				0
DUKE ENERGY	Other Dispatch	5				5
EPSOM VOLUNTEER FIRE DEPARTMENT	County VFD Dispatch	11	11			
FRANKLIN COUNTY EMS	Out of County Mutual Aid	2				2
GRANVILLE COUNTY EMS	Out of County Mutual Aid	1				1
HENDERSON FIRE DEPARTMENT	City Dispatch	275		275		
HENDERSON POLICE DEPARTMENT	City Dispatch	2315		2315		
HENDERSON STREET DEPT	City Dispatch	4		4		
HENDERSON WATER DEPARTMENT	City Dispatch	24		24		
HICKSBORO VOLUNTEER FIRE DEPARTMENT	County VFD Dispatch	27	27			
KITTRELL VOLUNTEER FIRE DEPARTMENT	County VFD Dispatch	37	37			
NORTH CAROLINA DEPT OF PARKS	State Dispatch	0			0	
NORTH CAROLINA DEPT OF TRANSPORTATION	State Dispatch	8			8	
NORTH CAROLINA DIVISION OF MOTOR VEHICLES	State Dispatch	0			0	
NORTH CAROLINA FORESTRY SERVICE	State Dispatch	6			6	
NORTH CAROLINA MEDICAL EXAMINER	State Dispatch	0			0	
NORTH CAROLINA PROBATION & PAROLE	State Dispatch	0			0	
NORTH CAROLINA STATE HIGHWAY PATROL	State Dispatch	75			75	
NORTH CENTRAL MEDICAL TRANSPORTS	City & County Dispatch	0	0			
NORTH CAROLINA WILDLIFE	State Dispatch	0			0	
PUBLIC SERVICE GAS	Other Dispatch	2				2
RIDGEWAY VOLUNTEER FIRE DEPARTMENT	County VFD Dispatch	1	1			
TOWNSVILLE VOLUNTEER FIRE DEPARTMENT	County VFD Dispatch	19	19			
UNC AIR CARE	Other Dispatch	2				2
VANCE COUNTY AMBULANCE SERVICE (EMS)	City & County Dispatch	584	253	331		
VANCE COUNTY ANIMAL CONTROL	County Dispatch	96	96			
VANCE CO DEPT OF SOCIAL SERVICES	County Dispatch	7	7			
VANCE COUNTY EMERGENCY MANAGEMENT	City & County Dispatch	3	3			
VANCE COUNTY FIRE DEPARTMENT	County Dispatch/FIRE	108	108			
VANCE COUNTY FIRE MARSHALL	County Dispatch/FIRE	5	5			
VANCE COUNTY MAGISTRATE OFFICE	Other Dispatch	8				8
VANCE COUNTY RESCUE SQUAD	County Dispatch	34	34			
VANCE COUNTY SHERIFF DEPARTMENT	County Dispatch	2238	2238			
WAKE ELECTRIC	County Dispatch	1	1			
WAKE COUNTY EMS	Out of County Mutual Aid	0				0
WARREN COUNTY EMS	Out of County Mutual Aid	2				2
WATKINS VOLUNTEER FIRE DEPARTMENT	County VFD Dispatch	27	27			
TOTALS		6153	2947	2949	89	168

Signature: 

Prepared by: Vivian E. Lassiter, Operations Manager

Signature: 

Reviewed by: Brian K. Short, Director

4/26/2023

VANCE COUNTY E911
156 CHURCH ST STE 002 HENDERSON , NC 27536

CFS Time Summary By Department Type
03/29/2023 00:00 - 04/25/2023 23:59

Department	Total CFS	Avg Units	Min CFS	Max CFS	Avg CFS	Disp-Enr	Disp-Arr	Total Time
911 COMMUNICATIONS	141	1	00:00:03	19:29:38	00:16:56	00:00:00	00:18:49	39:48:47
DUKE LIFE FLIGHT	4	1	00:00:02	01:44:56	00:38:19	00:00:00	01:01:38	2:33:16
FRANKLIN COUNTY EMS	2	1	00:06:45	00:08:52	00:07:48	00:00:00	00:46:58	0:15:37
GRANVILLE COUNTY EMS	1	1	00:05:54	00:05:54	00:05:54	00:00:00	01:52:36	0:05:54
UNC AIR CARE	2	1	00:00:03	01:44:49	00:52:26	00:00:00	01:45:21	1:44:52
WARREN COUNTY EMS	2	1	00:03:20	00:27:53	00:15:36	00:00:00	00:43:24	0:31:13
Totals:	6	152						

EMS

Department	Total CFS	Avg Units	Min CFS	Max CFS	Avg CFS	Disp-Enr	Disp-Arr	Total Time
VANCE COUNTY EMS	584	2	00:00:12	14:48:39	00:40:48	00:01:00	00:10:04	397:15:43
Totals:	1	584						

FIR

Department	Total CFS	Avg Units	Min CFS	Max CFS	Avg CFS	Disp-Enr	Disp-Arr	Total Time
BEARPOND FIRE DEPARTMENT	48	2	00:01:39	01:26:44	00:21:08	00:01:42	00:20:09	16:55:10
COKESBURY FIRE DEPARTMENT	19	2	00:00:12	02:57:37	00:32:55	00:01:46	00:11:14	10:25:40
DREWRY FIRE DEPARTMENT	13	1	00:03:20	02:19:00	00:25:26	00:01:50	00:35:22	5:30:45
EPSOM FIRE DEPARTMENT	11	2	00:08:10	01:58:36	00:39:03	00:01:19	00:14:59	7:09:43
FORESTRY	6	2	00:03:50	04:24:34	01:07:52	00:04:24	00:29:05	6:47:12
HENDERSON FIRE DEPARTMENT	275	2	00:00:03	01:53:40	00:16:32	00:00:53	00:08:05	75:50:38
HICKSBORO FIRE DEPARTMENT	27	1	00:00:10	08:03:08	00:36:21	00:01:13	00:26:05	16:21:51
KITTRELL FIRE DEPARTMENT	37	2	00:01:39	01:53:30	00:29:49	00:01:54	00:09:33	18:23:36
RIDGEWAY FIRE DEPARTMENT	1	2	00:06:39	00:06:39	00:06:39	00:00:00	00:06:39	0:06:39
TOWNSVILLE FIRE DEPARTMENT	19	2	00:01:28	08:01:02	00:48:47	00:02:16	00:14:22	15:27:04
VANCE COUNTY FIRE DEPARTMENT	108	2	00:00:08	08:03:08	00:28:22	00:01:09	00:10:24	51:05:12
VANCE COUNTY FIRE MARSHAL	5	1	00:11:17	00:46:41	00:26:36	00:00:00	00:04:35	2:13:04
WATKINS FIRE DEPARTMENT	27	2	00:00:04	02:05:26	00:27:53	00:00:55	00:13:24	12:32:57
Totals:	13	596						

OTH

Department	Total CFS	Avg Units	Min CFS	Max CFS	Avg CFS	Disp-Enr	Disp-Arr	Total Time
AMERICAN RED CROSS	1	1	01:01:06	01:01:06	01:01:06	00:00:00	01:01:06	1:01:06

OTH

Department	Total CFS	Avg Units	Min CFS	Max CFS	Avg CFS	Disp-Enr	Disp-Arr	Total Time
DEPARTMENT OF TRANSPORTATION	8	1	00:00:03	06:42:59	01:06:41	00:00:00	01:12:39	8:53:29
DUKE POWER	5	1	00:15:51	07:31:35	02:05:42	00:00:00	02:05:43	10:28:34
HIGHWAY PATROL	75	1	00:00:06	07:27:42	00:41:02	00:00:00	00:39:53	51:18:20
MAGISTRATE	8	1	00:00:30	04:23:12	00:52:46	00:00:00	00:52:58	7:02:15
PUBLIC SERVICE NATURAL GAS	2	1	00:10:58	00:24:41	00:17:49	00:00:00	00:17:49	0:35:39
STREET DEPARTMENT	4	1	00:02:11	00:40:56	00:19:44	00:00:00	00:33:13	1:18:58
VANCE CO EM	3	1	00:09:32	01:18:02	00:54:37	00:09:19	00:14:40	2:43:53
VANCE COUNTY ANIMAL CONTROL	96	1	00:00:04	06:48:51	00:36:33	00:00:32	00:36:33	58:29:15
VANCE COUNTY SOCIAL SERVICES	7	1	00:00:09	04:18:55	00:54:59	00:00:00	00:54:59	6:24:56
WAKE ELECTRIC	1	1	00:31:42	00:31:42	00:31:42	00:00:00	00:31:42	0:31:42
WATER DEPARTMENT	24	1	00:00:04	01:19:21	00:11:30	00:00:00	00:11:30	4:36:00
Totals:	12	234						

POL

Department	Total CFS	Avg Units	Min CFS	Max CFS	Avg CFS	Disp-Enr	Disp-Arr	Total Time
HENDERSON POLICE DEPARTMENT	2315	1	00:00:03	08:02:37	00:24:55	00:00:36	00:05:49	961:31:09
Totals:	1	2315						

RES

Department	Total CFS	Avg Units	Min CFS	Max CFS	Avg CFS	Disp-Enr	Disp-Arr	Total Time
VANCE COUNTY RESCUE SQUAD	34	2	00:00:20	08:01:00	00:46:14	00:01:03	00:23:11	26:12:22
Totals:	1	34						

SHE

Department	Total CFS	Avg Units	Min CFS	Max CFS	Avg CFS	Disp-Enr	Disp-Arr	Total Time
VANCE COUNTY SHERIFF'S OFFICE	2238	1	00:00:02	00:37:57	00:43:12	00:02:48	00:08:50	1611:36:34
Totals:	1	2238						

VANCE COUNTY E911
156 CHURCH ST STE 002 HENDERSON , NC 27536

CFS Time Summary By CallType
 03/29/2023 00:00 - 04/25/2023 23:59

CallType	CFS Count	Minimum	Maximum	Average	Total Time	Percentage
	3	0:01:53	0:07:28	0:04:04	0:12:12	0.006
911 HANGUP	149	0:02:25	3:07:45	0:21:19	52:58:28	1.679
ABANDONED VEHICLE	6	0:01:46	0:49:04	0:26:39	2:39:55	0.084
ABDOMINAL PAIN/PROBLEMS	11	0:02:13	1:10:59	0:34:32	6:20:02	0.201
ALARM - RESIDENCE/BUSINESS	260	0:01:34	1:40:38	0:18:46	81:19:36	2.578
ALARM (FIRE RELATED)	43	0:03:22	1:04:24	0:21:00	15:03:00	0.477
ALLERGIES (REACTIONS/ENVENOMATIONS)	7	0:03:03	0:48:08	0:30:00	3:30:06	0.111
ANIMAL BITES/ATTACKS	9	0:09:08	5:29:55	1:08:38	10:17:48	0.326
ANIMAL COMPLAINT	81	0:03:12	6:51:52	0:41:05	55:28:27	1.758
ARMED ROBBERY	2	0:42:21	1:21:30	1:01:55	2:03:51	0.065
ARMED SUSPECT	14	0:08:07	4:36:57	0:51:05	11:55:14	0.378
ASSAULT	33	0:00:37	2:54:53	0:42:07	23:10:20	0.734
ASSAULT/SEXUAL ASSAULT/STUN GUN	4	0:11:50	2:20:30	1:02:01	4:08:07	0.131
ASSIST ANOTHER AGENCY	28	0:03:51	3:11:13	0:46:20	21:37:21	0.685
ASSIST MOTORIST	41	0:00:41	1:01:55	0:22:01	15:02:49	0.477
BACK PAIN(NON-TRAUMATIC/NON- RECENT TRAUMA)	4	0:34:57	1:30:01	0:55:49	3:43:16	0.118
BONDING	24	0:07:56	1:59:18	0:41:30	16:36:16	0.526
BONDSET	1	0:35:05	0:35:05	0:35:05	0:35:05	0.019
BREAKING/ENTERING MOTOR VEHICLE	15	0:06:55	0:59:40	0:29:45	7:26:26	0.236
BREATHING PROBLEMS	72	0:02:00	1:57:54	0:45:40	54:48:26	1.737
BURGLARY	25	0:17:50	1:54:17	0:47:12	19:40:02	0.623
BURNS (SCALDS)/EXPLOSION(BLAST)	4	0:18:08	1:52:53	1:05:14	4:20:57	0.138
CARDIAC/RESPIRATORY ARREST/DEATH	12	0:01:23	3:14:27	1:21:48	16:21:43	0.519
CARELESS/WRECKLESS DRIVER	60	0:01:37	2:18:01	0:21:29	21:29:51	0.681
CHASE	4	0:24:23	2:40:57	1:30:44	6:02:58	0.192
CHEST PAINS/CHEST DISCOMFORT (NON-TRALIMATIC)	45	0:03:35	1:19:55	0:40:52	30:39:02	0.971
CIVIL DISTURBANCE	43	0:07:39	1:37:54	0:38:05	27:18:06	0.865
CIVIL SUMMONS	236	0:00:17	1:22:32	0:09:15	36:25:07	1.154

CallType	CFS Count	Minimum	Maximum	Average	Total Time	Percentage
COMMUNICATING THREATS/HARASSMENT	58	0:11:27	4:45:52	0:40:53	39:31:47	1.253
CONTROL BURN	3	4:24:51	19:30:43	12:13:22	36:40:07	1.162
CONVULSIONS/SEIZURES	14	0:16:42	1:08:44	0:40:53	9:32:28	0.302
CRIMINAL SUMMONS	6	0:00:19	2:01:43	0:32:50	3:17:01	0.104
DIABETIC PROBLEMS	13	0:01:56	1:17:55	0:39:40	8:35:45	0.272
DIRECT TRAFFIC	2	0:17:49	0:19:16	0:18:32	0:37:05	0.02
DISORDERLY SUBJECT	80	0:04:06	1:43:05	0:22:34	30:06:37	0.954
DOMESTIC PROBLEMS	84	0:02:08	3:35:36	0:34:05	47:43:09	1.512
DOMESTIC PROBLEMS W/ WEAPONS	8	0:05:16	6:11:10	1:13:27	9:47:36	0.31
DOMESTIC VIOLENCE ORDER	49	0:00:18	1:18:05	0:17:18	14:07:46	0.448
DROWNING/NEAR DROWNING/DIVING/SCUBA	5	0:01:57	4:40:58	1:14:22	6:11:53	0.196
DRUG/ALCOHOL COMPLAINT	17	0:00:56	1:43:44	0:22:50	6:28:25	0.205
DRUNK DRIVER	3	0:06:00	0:49:03	0:25:27	1:16:23	0.04
ELECTRICAL HAZARD	1	0:09:59	0:09:59	0:09:59	0:09:59	0.005
EMERGENCY TRANSPORT	2	0:36:50	0:53:58	0:45:24	1:30:48	0.048
ESCORT	146	0:02:28	14:46:40	1:01:32	149:44:49	4.746
EVICITION	17	0:00:40	1:58:12	0:30:54	8:45:26	0.278
EYE PROBLEMS/INJURIES	2	0:01:39	0:41:36	0:21:37	0:43:15	0.023
FALLS	56	0:02:27	1:22:39	0:38:53	36:18:04	1.151
FD TONE TEST	32	0:00:42	0:05:18	0:02:16	1:13:03	0.039
FIGHT	17	0:00:58	1:50:45	0:27:50	7:53:14	0.25
FIGHT W/ WEAPONS	1	1:35:34	1:35:34	1:35:34	1:35:34	0.05
FIRE CALL PROQA LAUNCH	11	0:00:45	0:25:42	0:06:35	1:12:31	0.038
FOOT PATROL	14	0:06:05	0:30:01	0:15:28	3:36:34	0.114
FRAUD/IDENTITY THEFT	18	0:00:48	2:13:57	0:33:00	9:54:16	0.314
GAS LEAK/GAS ODOR	3	0:19:30	0:37:46	0:27:29	1:22:28	0.044
HEADACHE	3	0:24:03	1:24:24	0:56:05	2:48:17	0.089
HEART PROBLEMS/AICD	10	0:01:43	0:58:59	0:35:20	5:53:20	0.187
HEMORRHAGE/LACERATIONS	18	0:01:21	1:55:57	0:38:59	11:41:54	0.371
HOME INVASION	4	0:13:41	0:37:10	0:25:03	1:40:14	0.053
ILLEGAL DUMPING	7	0:24:07	2:35:58	1:05:40	7:39:42	0.243
IMPROPERLY PARKED VEHICLE	12	0:03:25	1:48:39	0:31:00	6:12:05	0.197
INDECENT EXPOSURE	2	0:13:28	1:02:28	0:37:58	1:15:56	0.04

CallType	CFS Count	Minimum	Maximum	Average	Total Time	Percentage
INSPECTION	4	0:15:46	0:47:01	0:27:58	1:51:55	0.059
INTOXICATED PERSON	2	0:17:20	0:42:22	0:29:51	0:59:42	0.032
INVESTIGATION	474	0:00:28	5:41:44	0:33:34	265:11:43	8.405
JUVENILE COMPLAINT	30	0:01:01	2:48:31	0:47:51	23:55:45	0.758
JUVENILE SUMMONS	1	0:14:37	0:14:37	0:14:37	0:14:37	0.008
LARCENY	78	0:00:32	3:25:32	0:38:37	50:12:50	1.591
LOST PROPERTY	1	0:58:21	0:58:21	0:58:21	0:58:21	0.031
LOUD MUSIC	32	0:04:21	1:55:05	0:20:51	11:07:26	0.353
LOUD NOISE	9	0:04:39	2:02:30	0:28:20	4:15:02	0.135
MEDICAL CALL PROQA LAUNCH	31	0:00:52	2:47:31	0:24:14	12:31:35	0.397
MENTAL SUBJECT	113	0:00:24	27:13:44	2:14:55	254:06:05	8.053
MISSING PERSON	19	0:06:13	3:09:24	0:57:36	18:14:25	0.578
MOTOR VEHICLE COLLISION - PD	117	0:02:45	3:22:23	0:40:41	79:21:22	2.515
MOTOR VEHICLE COLLISION - PI	35	0:02:42	3:36:34	0:59:41	34:48:56	1.103
OPEN DOOR	4	0:10:34	1:52:46	0:46:43	3:06:55	0.099
OUTSIDE FIRE	6	0:11:44	0:40:24	0:23:44	2:22:27	0.075
OVERDOSE / POISONING	19	0:02:59	1:37:38	0:42:29	13:27:15	0.426
PREGNANCY / CHILDBIRTH / MISCARRIAGE	8	0:03:19	0:54:53	0:33:24	4:27:16	0.141
PROPERTY CHECK	946	0:00:27	2:46:26	0:19:38	309:46:53	9.818
PROPERTY DAMAGE	63	0:01:27	4:12:22	0:46:06	48:25:07	1.535
RACING	2	0:08:57	0:15:26	0:12:11	0:24:23	0.013
RECOVERED / FOUND PROPERTY	11	0:00:33	2:05:40	0:45:40	8:22:25	0.265
REPO	18	0:01:23	1:13:41	0:12:33	3:45:56	0.119
ROBBERY	2	0:17:34	0:43:09	0:30:21	1:00:43	0.032
SERVICE CALL	42	0:03:22	1:01:31	0:22:53	16:01:15	0.508
SHOPLIFTER	6	0:12:44	0:34:25	0:23:13	2:19:19	0.074
SHOTS FIRED	65	0:01:11	2:37:48	0:27:21	29:38:07	0.939
SHOW CAUSE	153	0:00:27	1:08:40	0:06:51	17:29:08	0.554
SICK PERSON	110	0:02:22	1:24:32	0:43:17	79:21:10	2.515
SMOKE INVESTIGATION (OUTSIDE)	2	0:09:57	0:11:29	0:10:43	0:21:26	0.011
SPECIAL ASSIGNMENT	25	0:02:55	120:37:57	11:32:57	288:44:04	9.151
STAB / GUNSHOT / PENETRATING TRAUMA	5	0:06:13	5:23:10	2:35:07	12:55:39	0.41
STOLEN VEHICLE	19	0:15:19	7:23:18	1:06:50	21:09:54	0.671

CallType	CFS Count	Minimum	Maximum	Average	Total Time	Percentage
STROKE / TIA	11	0:01:40	1:17:37	0:42:47	7:50:44	0.249
STRUCTURE FIRE	24	0:01:26	8:06:10	0:50:10	20:04:02	0.636
SUBPOENA	17	0:00:25	0:43:52	0:11:49	3:21:07	0.106
SUSPICIOUS SUBJECT	51	0:02:31	3:42:30	0:25:58	22:04:36	0.7
SUSPICIOUS VEHICLE	88	0:01:03	5:21:01	0:30:34	44:51:05	1.421
TALK TO OFFICER / DEPUTY	126	0:04:41	3:38:46	0:34:18	72:02:18	2.283
TEST	19	0:00:20	3:28:17	0:13:18	4:12:51	0.134
TRAFFIC STOP	182	0:00:59	4:43:18	0:22:40	68:45:37	2.179
TRANSPORT	6	0:05:20	4:55:10	2:32:46	15:16:39	0.484
TRAUMATIC INJURY/INJURIES	3	0:36:30	0:51:30	0:41:56	2:05:49	0.066
TREE DOWN	5	0:10:12	1:41:54	0:54:26	4:32:11	0.144
TRESPASSING / LOITERING	128	0:01:35	6:08:36	0:35:42	76:10:53	2.414
UNAUTHORIZED USE OF A VEHICLE	12	0:07:30	1:08:12	0:31:58	6:23:47	0.203
UNCONCIOUS / FAINTING (NEAR)	62	0:02:11	12:53:16	0:53:59	55:47:42	1.768
UNKNOWN PROBLEM (PERSON) DOWN	24	0:04:50	1:10:32	0:23:28	9:23:33	0.298
VEGETATION/WILDLAND/BRUSH/GR ASS FIRE	6	0:12:30	1:50:15	0:46:12	4:37:14	0.146
VEHICLE FIRE	1	0:29:27	0:29:27	0:29:27	0:29:27	0.016
WARRANT SERVICE	127	0:00:25	3:17:32	0:37:59	80:25:32	2.549
WATER RELATED PROBLEM	24	0:00:40	1:23:35	0:15:18	6:07:33	0.194
WATERCRAFT IN DISTRESS/COLLISION	1	0:06:03	0:06:03	0:06:03	0:06:03	0.003
WRIT OF POSSESSION	32	0:00:31	0:27:34	0:06:05	3:14:52	0.103
Totals:	5355			50:17	3155:15:43	99.997

ADMINISTRATIVE AMBULANCE CHARGE-OFFS

FOR INFORMATION ONLY

APRIL 2023

<u>NAME</u>	<u>DATE OF SERVICE</u>	<u>AMOUNT</u>	<u>REASON</u>
Kenneth L. Albright	03/17/2013 & 03/22/2013	158.56	Uncollectible-Statute of limitation beyond 10 yrs
Janice B. Allen	03/08/2013	90.51	Uncollectible-Statute of limitation beyond 10 yrs
Mae F. Allen	03/29/2013	96.69	Uncollectible-Statute of limitation beyond 10 yrs
Maurice D. Baker	03/16/2013	150.00	Uncollectible-Statute of limitation beyond 10 yrs
Yazmin Baker	03/16/2013	150.00	Uncollectible-Statute of limitation beyond 10 yrs
Eric Bates	03/29/2013	529.88	Uncollectible-Statute of limitation beyond 10 yrs
James E. Blue	03/18/2013	487.28	Uncollectible-Statute of limitation beyond 10 yrs
Virgie P. Brooks	03/07/2013	92.64	Uncollectible-Statute of limitation beyond 10 yrs
Alice L. Bullock	03/21/2013	150.00	Uncollectible-Statute of limitation beyond 10 yrs
Alice M. Bullock	03/18/2013	212.75	Uncollectible-Statute of limitation beyond 10 yrs
Gary O. Bullock	03/05/2013	409.59	Uncollectible-Statute of limitation beyond 10 yrs
George E. Bullock	03/25/2013	104.58	Uncollectible-Statute of limitation beyond 10 yrs
Geraldine H. Bullock	03/07/2013	321.60	Uncollectible-Statute of limitation beyond 10 yrs
James J. Bullock	03/04/2013 & 03/27/2013	1,137.73	Uncollectible-Statute of limitation beyond 10 yrs
Lachavis R. Bullock	03/08/2013	417.04	Uncollectible-Statute of limitation beyond 10 yrs
Dustin C. Carroll	03/30/2013	604.32	Uncollectible-Statute of limitation beyond 10 yrs
Zachary Cassiba	03/02/2013	470.29	Uncollectible-Statute of limitation beyond 10 yrs
Annie Champion	03/23/2013	100.00	Uncollectible-Statute of limitation beyond 10 yrs
Christopher A. Chernick	03/21/2013	698.04	Uncollectible-Statute of limitation beyond 10 yrs
Carolyn H. Cox	03/31/2013	150.00	Uncollectible-Statute of limitation beyond 10 yrs
Laura A. Cross	03/19/2013	558.58	Uncollectible-Statute of limitation beyond 10 yrs
Za'Maya Crute	03/12/2013	75.00	Uncollectible-Statute of limitation beyond 10 yrs

Sara L. Cummings	03/12/2013	75.00	Uncollectible-Statute of limitation beyond 10 yrs
Mark A. Daniels	03/12/2013	150.00	Uncollectible-Statute of limitation beyond 10 yrs
Mark P. Davis	03/05/2013	490.47	Uncollectible-Statute of limitation beyond 10 yrs
Walter Davis	03/05/2013 – 03/23/2013	1,465.03	Uncollectible-Statute of limitation beyond 10 yrs
Leon Debnam	03/11/2013	89.88	Uncollectible-Statute of limitation beyond 10 yrs
Annie A. Dickerson	03/12/2013	73.58	Uncollectible-Statute of limitation beyond 10 yrs
Wayne L. Dickerson	03/22/2013	102.66	Uncollectible-Statute of limitation beyond 10 yrs
Hattie M. Epps	03/02/2013 & 03/28/2013	300.00	Uncollectible-Statute of limitation beyond 10 yrs
Roosevelt V. Faines	03/31/2013	100.00	Uncollectible-Statute of limitation beyond 10 yrs
Mavis F. Faulkner	03/13/2013	109.05	Uncollectible-Statute of limitation beyond 10 yrs
Anthony C. Floyd	03/11/2013 & 03/14/2013	913.91	Uncollectible-Statute of limitation beyond 10 yrs
Francisco Gauna-Limas	03/02/2013	529.93	Uncollectible-Statute of limitation beyond 10 yrs
Willie L. Grant	03/10/2013	121.56	Uncollectible-Statute of limitation beyond 10 yrs
Adrevion J. Gupton	03/14/2013	428.76	Uncollectible-Statute of limitation beyond 10 yrs
Larry E. Hardee	03/01/2013 & 03/24/2013	400.00	Uncollectible-Statute of limitation beyond 10 yrs
Ricky M. Hargrove	03/20/2013	490.47	Uncollectible-Statute of limitation beyond 10 yrs
Dexter B. Harris	03/19/2013 & 03/22/2013	916.03	Uncollectible-Statute of limitation beyond 10 yrs
Ransom Harris	03/25/2013	101.59	Uncollectible-Statute of limitation beyond 10 yrs
Alvin M. Hawkins	03/25/2013	150.00	Uncollectible-Statute of limitation beyond 10 yrs
Phillip Hawkins	03/13/2013	6.42	Uncollectible-Statute of limitation beyond 10 yrs
Keynod A. Hayes	03/05/2013	237.41	Uncollectible-Statute of limitation beyond 10 yrs
Crystal R. Heeman	03/02/2013	150.00	Uncollectible-Statute of limitation beyond 10 yrs
Carl J. Helmick	03/06/2013	931.27	Uncollectible-Statute of limitation beyond 10 yrs
Cedric L. Henderson	03/11/2013	502.13	Uncollectible-Statute of limitation beyond 10 yrs
Steven W. Henderson	03/19/2013	596.97	Uncollectible-Statute of limitation beyond 10 yrs
Tiondre D. Henderson	03/01/2013	589.41	Uncollectible-Statute of limitation beyond 10 yrs
Kasbun E. Hicks	03/08/2013	559.70	Uncollectible-Statute of limitation beyond 10 yrs

Marion L. Holley-Roseboro	03/15/2013 & 03/24/2013	350.00	Uncollectible-Statute of limitation beyond 10 yrs
Daniel T. Horton	03/19/2013	578.87	Uncollectible-Statute of limitation beyond 10 yrs
Douglas J. Hudgins	03/06/2013	358.83	Uncollectible-Statute of limitation beyond 10 yrs
James L. Hunt	03/08/2013	445.13	Uncollectible-Statute of limitation beyond 10 yrs
Ollie M. Hunter	03/07/2013	566.09	Uncollectible-Statute of limitation beyond 10 yrs
Melinda B. Jarrell	03/10/2013	150.00	Uncollectible-Statute of limitation beyond 10 yrs
Celestine E. Jefferson	03/09/2013	112.88	Uncollectible-Statute of limitation beyond 10 yrs
Janie C. Jeffreys	03/22/2013	498.99	Uncollectible-Statute of limitation beyond 10 yrs
Steven J. Johnson	03/10/2013	430.89	Uncollectible-Statute of limitation beyond 10 yrs
Tyron A. Johnson	03/09/2013	486.21	Uncollectible-Statute of limitation beyond 10 yrs
Carroll M. Jones	03/30/2013	488.34	Uncollectible-Statute of limitation beyond 10 yrs
Janet L. Jones	03/12/2013	618.45	Uncollectible-Statute of limitation beyond 10 yrs
Joseph F. Jones	03/30/2013	490.47	Uncollectible-Statute of limitation beyond 10 yrs
Kimberly R. Jones	03/18/2013	496.86	Uncollectible-Statute of limitation beyond 10 yrs
Sheila R. Joyner	03/06/2013	150.00	Uncollectible-Statute of limitation beyond 10 yrs
Lawrence G. Kittrell	03/19/2013	150.00	Uncollectible-Statute of limitation beyond 10 yrs
Datrale S. Knott	03/30/2013	150.00	Uncollectible-Statute of limitation beyond 10 yrs
Tabitha Langston	03/29/2013	150.00	Uncollectible-Statute of limitation beyond 10 yrs
Bryanna T. Leonard	03/05/2013	29.52	Uncollectible-Statute of limitation beyond 10 yrs
Neville L. Love	03/14/2013	1,166.81	Uncollectible-Statute of limitation beyond 10 yrs
Charlie S. Malone	03/23/2013	477.69	Uncollectible-Statute of limitation beyond 10 yrs
Sidney M. Mayo	03/22/2013	150.00	Uncollectible-Statute of limitation beyond 10 yrs
Mary H. Miles	03/26/2013	90.94	Uncollectible-Statute of limitation beyond 10 yrs
James M. Mitchell	03/21/2013	150.00	Uncollectible-Statute of limitation beyond 10 yrs
Mary A. Mitchell	03/12/2013	416.63	Uncollectible-Statute of limitation beyond 10 yrs
Thelma J. Mitchell	03/14/2013	91.05	Uncollectible-Statute of limitation beyond 10 yrs
Mackerlean Morris	03/14/2013	150.00	Uncollectible-Statute of limitation beyond 10 yrs

Eli J. Nunn	03/25/2013	535.20	Uncollectible-Statute of limitation beyond 10 yrs
Faith R. Oakley	03/11/2013	477.69	Uncollectible-Statute of limitation beyond 10 yrs
Marshall B. Ortiz	03/27/2013	626.68	Uncollectible-Statute of limitation beyond 10 yrs
Lonnie V. Owens	03/30/2013	150.00	Uncollectible-Statute of limitation beyond 10 yrs
Clarence L. Peace	03/27/2013	100.00	Uncollectible-Statute of limitation beyond 10 yrs
Otis Peace	03/29/2013	71.88	Uncollectible-Statute of limitation beyond 10 yrs
Cytrina Q. Perry	03/03/2013	489.41	Uncollectible-Statute of limitation beyond 10 yrs
George E. Perry	03/11/2013	446.86	Uncollectible-Statute of limitation beyond 10 yrs
Kevin W. Pettus	03/13/2013 & 03/21/2013	388.46	Uncollectible-Statute of limitation beyond 10 yrs
James S. Reid	03/15/2013	150.00	Uncollectible-Statute of limitation beyond 10 yrs
Nellie M. Reid	03/14/2013	100.00	Uncollectible-Statute of limitation beyond 10 yrs
Makayla Rice	03/17/2013	431.95	Uncollectible-Statute of limitation beyond 10 yrs
Norbert Richardson	03/22/2013	434.08	Uncollectible-Statute of limitation beyond 10 yrs
Reyna Rivas-Zea	03/08/2013	150.00	Uncollectible-Statute of limitation beyond 10 yrs
James E. Royster	03/15/2013	475.00	Uncollectible-Statute of limitation beyond 10 yrs
Elsie V. Scarboro	03/30/2013	85.83	Uncollectible-Statute of limitation beyond 10 yrs
Ross E. Schuster	03/21/2013	150.00	Uncollectible-Statute of limitation beyond 10 yrs
Suzette Siplen	03/06/2013	491.54	Uncollectible-Statute of limitation beyond 10 yrs
Richard Smith	03/28/2013	683.41	Uncollectible-Statute of limitation beyond 10 yrs
Shrin Sneed	03/22/2013	471.30	Uncollectible-Statute of limitation beyond 10 yrs
Dennis A. Speed	03/24/2013	487.28	Uncollectible-Statute of limitation beyond 10 yrs
Gregory L. Talley	03/18/2013	83.81	Uncollectible-Statute of limitation beyond 10 yrs
Matthew L. Talley	03/05/2013	551.18	Uncollectible-Statute of limitation beyond 10 yrs
Tina M. Teasley	03/20/2013	150.00	Uncollectible-Statute of limitation beyond 10 yrs
Katherine M. Thomas	03/12/2013	495.80	Uncollectible-Statute of limitation beyond 10 yrs
Lyisha A. Tucker	03/15/2013	31.00	Uncollectible-Statute of limitation beyond 10 yrs
Novis D. Twine	03/04/2013	181.36	Uncollectible-Statute of limitation beyond 10 yrs

Virgil Twisdale	03/26/2013	150.00	Uncollectible-Statute of limitation beyond 10 yrs
Andrea D. Vann	03/06/2013 & 03/27/2013	938.45	Uncollectible-Statute of limitation beyond 10 yrs
Arnulfo Vargas	03/07/2013	244.06	Uncollectible-Statute of limitation beyond 10 yrs
Phillip Watkins	03/22/2013	971.85	Uncollectible-Statute of limitation beyond 10 yrs
Ethel B. Watson	03/03/2013	150.00	Uncollectible-Statute of limitation beyond 10 yrs
Larry E. Wells	03/10/2013	482.01	Uncollectible-Statute of limitation beyond 10 yrs
Ronnie R. Wilkerson	03/16/2013	444.73	Uncollectible-Statute of limitation beyond 10 yrs
Bobby W. Williams	03/22/2013	442.60	Uncollectible-Statute of limitation beyond 10 yrs
Carlton L. Williams	03/03/2013	490.47	Uncollectible-Statute of limitation beyond 10 yrs
Dorcas L. Williams	03/12/2013	424.50	Uncollectible-Statute of limitation beyond 10 yrs
Eulonda R. Williams	03/20/2013	628.03	Uncollectible-Statute of limitation beyond 10 yrs
Gail Williams	03/08/2013	424.50	Uncollectible-Statute of limitation beyond 10 yrs
James L. Williams	03/23/2013	150.00	Uncollectible-Statute of limitation beyond 10 yrs
Mikylah Z. Williams	03/09/2013	448.99	Uncollectible-Statute of limitation beyond 10 yrs
Peggy J. Williams	03/19/2013	100.00	Uncollectible-Statute of limitation beyond 10 yrs
Brian K. Wilson	03/09/2013	540.53	Uncollectible-Statute of limitation beyond 10 yrs
Tanya Wilson	03/18/2013	570.24	Uncollectible-Statute of limitation beyond 10 yrs
Shareem T. Woodard	03/06/2013	487.28	Uncollectible-Statute of limitation beyond 10 yrs
Elnora Young	03/05/2013	200.00	Uncollectible-Statute of limitation beyond 10 yrs

TOTAL \$ 44,318.92

Objectives	Outcomes
<p>1. Producers will increase sales of food locally to more agriculturally aware consumers through market development, producer and consumer education, and new farmer and infrastructure support.</p>	<ul style="list-style-type: none"> ● Kerr-Tar Beekeepers held their April meeting with 13 members. Russian bees were the topic for the program. Plans were discussed for future field days. ● The Small Farms Program conducted a Cut Flower Production workshop with 4 small farmers attending. The topics of the workshop were types of cut flowers, growing cut flowers, marketing cut flowers. The feedback from these farmers stated their knowledge about Cut flowers increased and they would adopt production methods taught during this workshop. ● The Vance County Regional Farmers Market opened for the season on April 15.
<p>2. Agricultural producers, workers, food handlers and consumers will adopt safer food and agricultural production, handling, and distribution practices that reduce workplace and home injuries/illnesses, enhance food security, and increase the quality and safety of food that North Carolinians prepare and consumers.</p>	<ul style="list-style-type: none"> ● The Small Farms program had 3 small farmers attend Small Farms Day at NC A&T State University. These three farmers stated they increased their knowledge of research information provided during workshops at NC A&T State University.
<p>3. Individuals and groups will acquire leadership and decision making capacities needed to guide and actively participate in local and state organizations.</p>	<ul style="list-style-type: none"> ● Nitasha Kearney was nominated President Elect of NCAEPAAT.
<p>4. Youth and adults will address community issues and/ or challenges through volunteerism.</p>	<ul style="list-style-type: none"> ●
<p>5. North Carolina's plant, animal and food systems will become more profitable and sustainable.</p>	<ul style="list-style-type: none"> ● The Horticulture and 4-H Agents collaborated on workshop covering the basics of using drones in agriculture. The workshop was led by a member of the 4-H Tech Changemakers program, with approximately 20 people in attendance. Participants learned the basic principles of drone usage, and had an opportunity to conduct some practice flights.
<p>6. Parents and caregivers will effectively use recommended parenting, self-care practices, and community resources.</p>	<ul style="list-style-type: none"> ● The Incredible Years Program has just finished a 6-part series on Work Life Balance on WIZS Radio. We are also sitting down this week with FGV Smart Start to work on a Strategic Plan for the next 5 years. We're also in week 6 of 15 for the final series of the year.

<p>7. Futures that Work: School to Career Pathways</p>	<ul style="list-style-type: none"> ● A member of the 4-H Tech Changemaker program offered a program on Google Drive to members of the community. ● A member of the 4-H Tech Changemaker program offered a program on Computer Basics to members of the Aim High Gym.
<p>8. Youth and adult program participants will make healthy food choices, achieve the recommended amount of physical activity and reduce risk factors for chronic diseases</p>	<ul style="list-style-type: none"> ● 4-H & EFNEP conducted Springbreak Nutrition at Perry Memorial Library. Students created veggie quesadillas.
<p>9. Consumers and communities will enhance the value of plants, animals, and landscapes while conserving valuable natural resources and protecting the environment.</p>	<ul style="list-style-type: none"> ● The 2023 Master Gardener Training class continues, with 9 participants who will become volunteers in our program. ● Master Gardener volunteers have undertaken an active outreach program as spring season gets underway. They are educating and assisting customers at the Vance County Regional Farmers Market through a demonstration raised bed vegetable garden, staffing an information table, and continued improvements to the pollinator conservation garden.
<p>10. Community Outreach</p>	<ul style="list-style-type: none"> ● EFNEP will allow children to use the Blender Bike to make their own smoothies at Healthy Kids Day in partnership with the YMCA. ● The 4-H agent, Horticulture agent, 2 Master Gardeners and one of the Youth Beekeeping club leaders collaborated to offer the Growing Gardener program, a spring break program for youth 5-12 years old. 11 participants joined the program. ● 4-H partnered with 2 community organizations- Aim High and Turning Point CDC- in a program called Park & Play. 4-H offered a gardening activity for youth in a local apartment complex. ● The 4-H agent participated in a recognition ceremony with Vance County Schools. She was selected as the community partner of the year for Advance Academy School. ● 4-H partnered with Turning Point CDC to participate in the Triangle SciTech Expo at the NC Museum of Natural Science. Over 1,000 people were reached by 4-H teens who participate in the Teen LEADs program. Teens instructed youth on how to use Dash robots.

Vance County Emergency Medical Service
04/01/2023- 04/26/23 Call Breakdown

EMS Calls Totals By Station

Company 9 (Main)	20
Company 1 (Bearpond FD)	493
Apr-23	513

EMS Calls By Medical Category

Abdominal Pain	21
Allergies	3
Altered Mental Status	11
Animal Bite	3
Assault	3
Back Pain	10
Breathing Problems	37
Burns	3
CO Poisoning / Hazmat	0
Cardiac Arrest	8
Chest Pain	18
Choking	1
Code Stroke	0
Convulsions / Seizure	7
Diabetic Problem	12
Drowning	1
Electrocution	1
Eye Problem	1
Fall Victim	0
Fire Standby	13
Headache	3
Heart Problems	5
Heat/Cold Exposure	0
Hemorrhage/Laceration	11
Industrial Accident	0
Ingestion/Poisoning/Overdose	16
Medical Alarm	3
Newborn	0
Not Applicable	56
Not Available	0
Not Entered	0
Not Known	0
Pain	43
Pregnancy / Childbirth	3
Psychiatric Problems	7
Respiratory Arrest	0
STEMI	3
Sick Person	146
Dialysis Shunt Issue	1

EMS Calls By Medical Category (cont.)

Stab/Gunshot Wound	2
Standby	0
Stroke/CVA	1
Traffic Accident	0
Transfer / Interfacility	0
Trauma, Arrest	0
Traumatic Injury	26
Unconscious / Fainting	14
Unknown Problems	20
Apr-23	513

EMS Calls By Outcome

ALS Assist	0
Cancelled	0
Cancelled Enroute	15
Dead at Scene	7
Fire Standby	12
No Patient Found	54
Interfacility Transport	0
Patient Refused Care	30
Standby	0
Mutual Aid Given	0
Treated, Refused transport	51
Treated, Transferred Care	42
Treated, Transported by EMS	302
Apr-23	513

Mileage Report

Unit	Mileage
101	127,609
102	179,894
103	166,695
104	100,694
105	134,629
106	64,861
107	105,675
108	117,872
110	153,309
112	137,127
114	138,434
1101	39,029

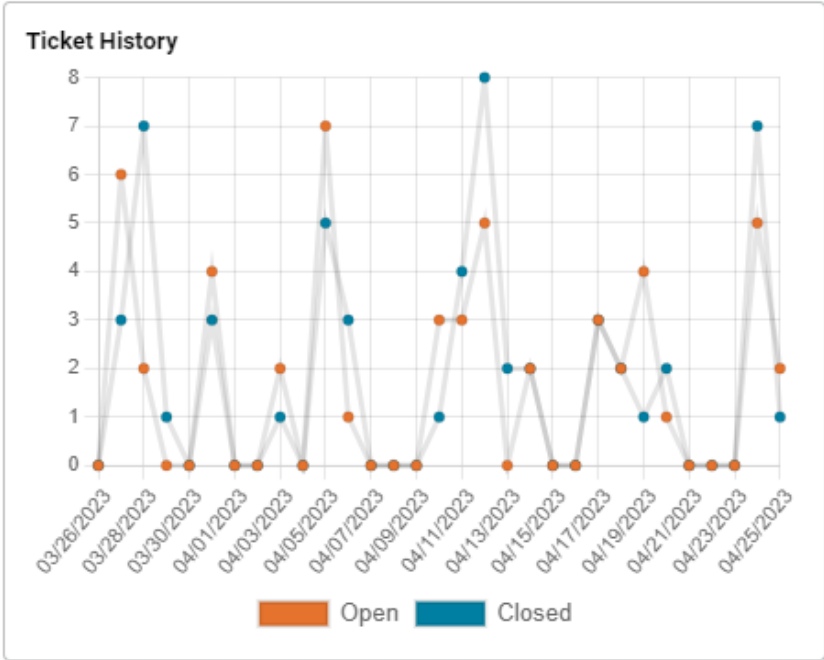
*** This report is (4) days short***

Staffing log

April

Date	Total Personnel		Total units		QRV (Y/N)	
	First 12	Last 12	First 12	Last 12	First 12	Last 12
04/01/23	6	6	3	3	Y	Y
04/02/23	6	6	3	3	Y	Y
04/03/23	8	6	4	3	Y	Y
04/04/23	7	8	4	4	N	Y
04/05/23	8	8	4	4	Y	Y
04/06/23	8	8	4	4	Y	Y
04/07/23	8	8	4	4	Y	Y
04/08/23	7	6	4	3	N	Y
04/09/23	4	6	2	3	Y	Y
04/10/23	6	8	3	4	Y	Y
04/11/23	8	6	4	3	Y	Y
04/12/23	8	8	4	4	Y	Y
04/13/23	5	6	3	3	N	Y
04/14/23	7	6	4	3	N	Y
04/15/23	6	6	3	3	Y	Y
04/16/23	8	8	4	4	Y	Y
04/17/23	5	6	3	3	N	Y
04/18/23	8	8	4	4	Y	Y
04/19/23	5	5	3	3	N	N
04/20/23	8	8	4	4	Y	Y
04/21/23	6	6	3	3	N	N
04/22/23	7	7	3	3	Y	Y
04/23/23	7	7	3	3	Y	Y
04/24/23	7	7	3	3	Y	Y
04/25/23	7	7	3	3	Y	Y
04/26/23	7	8	3	4	Y	Y

New Tickets 52 ↓-4	Your Tickets 39 ↓-7	Open Tickets 4 ↑3	Unassigned Tickets 0
-------------------------------------	--------------------------------------	------------------------------------	---------------------------------------



First Response Time

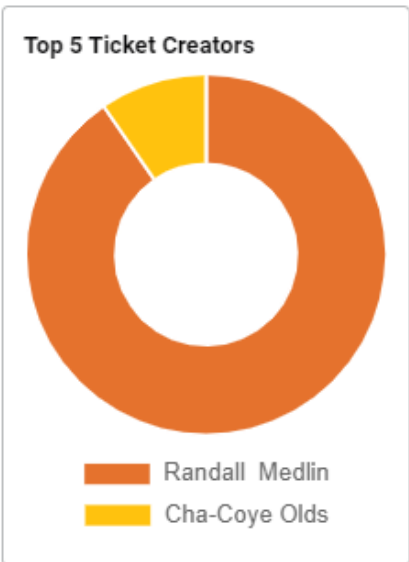
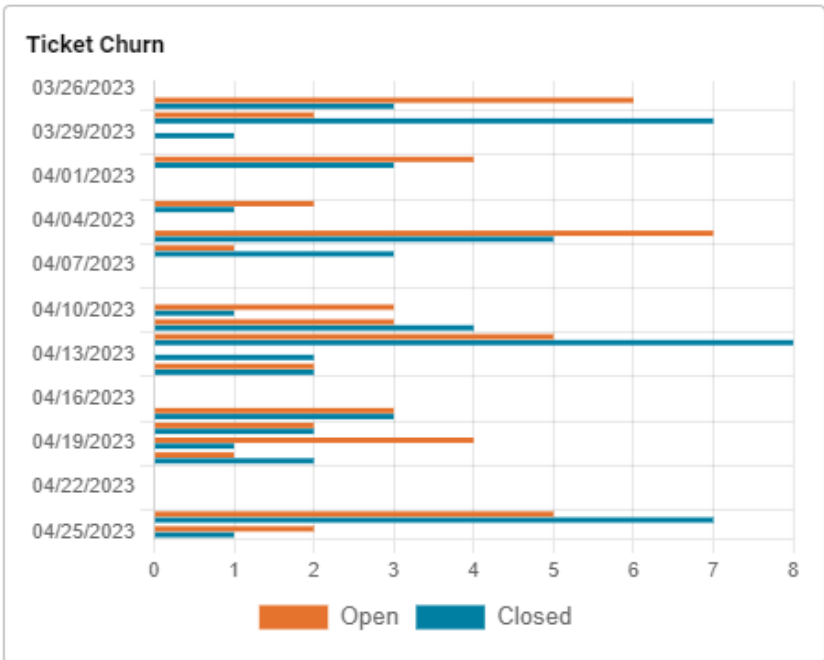
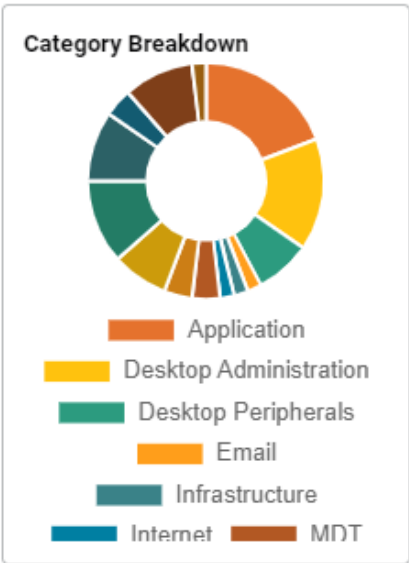
Average

6 hours 43 minutes

Tickets Close Time

Average

5 days 22 hours



RECREATION/PARKS

2023 APRIL RECREATION PROGRAM SUMMARY

RECREATION PROGRAM DIVISION

YOUTH ATHLETICS

Registration

- ✚ Jamal Williams, Program Specialist, ended registration for baseball and softball from 7-18 years old and tee ball age 4-6 years old. We currently have a total of 71 participants registered for baseball, 81 participants registered for softball, and 90 participants registered for tee-ball.
- ✚ Jamal Williams, Program Specialist, extended registration for soccer ages group 4-15 years old. We currently have a total of 40 participants registered for soccer.

Sponsors

- ✚ There are currently 5 sponsors for soccer, baseball, and softball. (GW Kelly Freight & Hauling, H.O.P.E Regional Medical Clinic, Next Level Kennel, Fred Towing & Kennametal)

Team Practices / Game

- ✚ Jamal Williams Program Specialist organized practice for T-Ball age 4-6 years old. The T-Ball league is presented with the opportunity to practice twice a week on Monday and Wednesday of each week. There are a total of 6 teams in the T-Ball league, each team is assigned 1 hour of practice using Aycock Fields #2, #3 and #4. Practice times are from 6pm-7pm and 7pm-8pm. During practice there are approximately 90 participants, 18 coaches and 30 spectators.
- ✚ Jamal Williams Program Specialist organized practice for baseball age 7-9 years old. The 7-9 Baseball League is presented with the opportunity to practice twice a week on Tuesday and Thursday of each week. There are a total of 2 teams in the 7-9 Baseball League, each team is assigned 1 hour of practice using Aycock Fields #3. Practice times are from 6pm-7pm and 7pm-8pm. During practice there are approximately 30 participants, 12 coaches and 15 spectators.
- ✚ Jamal Williams Program Specialist organized practice for baseball age 10-12 years old. The 10-12 Baseball League is presented with the opportunity to

practice twice a week on Monday and Wednesday of each week. There are a total of 2 teams in the 10-12 Baseball League, each team is assigned 1 hour of practice using Fox Pond Field. Practice times are from 6pm-7pm and 7pm-8pm. During practice there are approximately 30 participants, 12 coaches and 15 spectators.

- ✚ Jamal Williams Program Specialist organized practice for softball age 7-9 years old. The 7-9 Softball League is presented with the opportunity to practice twice a week on Tuesday and Thursday of each week. There are a total of 2 teams in the 7-9 Softball League, each team is assigned 1 hour of practice using Aycock Field #4. Practice times are from 6pm-7pm and 7pm-8pm. During practice there are approximately 30 participants, 12 coaches and 15 spectators.
- ✚ Jamal Williams Program Specialist organized practice for softball age 10-12 years old. The 10-12 Softball League is presented with the opportunity to practice twice a week on Tuesday and Thursday of each week. There are a total of 2 teams in the 10-12 Softball League, each team is assigned 1 hour of practice using Aycock Field #2. Practice times are from 6pm-7pm and 7pm-8pm. During practice there are approximately 30 participants, 12 coaches and 15 spectators.
- ✚ Jamal Williams Program Specialist organized practice for softball age 13-18 years old. The 13-18 Softball League is presented with the opportunity to practice twice a week on Tuesday and Thursday of each week. There are a total of 3 teams in the 13-18 Softball League, each team is assigned 1 hour of practice using Fox Pond Field and South Henderson Field. Practice times are from 6pm-7pm and 7pm-8pm. During practice there are approximately 45 participants, 15 coaches and 25 spectators.

Programming

- ✚ Jamal Williams, Program Specialist, developed the roster for baseball and softball.
- ✚ Jamal Williams, Program Specialist, developed the roster for soccer.
- ✚ Jamal Williams Program Specialist, worked on programming for the Vance County Thunder basketball team.

Meeting

- ✚ Jamal Williams, Program Specialist, coordinated a meeting with all scorekeepers' staff and facility supervisors. During the meeting we went over expectations for

the upcoming baseball/season. Staff were also trained in how to keep score and discussed rules and guidelines for each league.

Youth Services

Community Service/Restitution

- ✚ There were 6 new admissions. The goal is to serve 40. There are currently 9 youth enrolled in Community Service. We currently Served Year to Date 17 youths. There were 2 terminations for the month. There were 6 intakes conducted.

Teen Court

- ✚ Currently there are 7 youth completing sanctions in Teen Court. Zero new referrals were received. The goal is to serve 30. Teen Court Club has continued to meet weekly to prepare volunteers for when referrals come in. Kendrick Vann Director, Shantel Hargrove, Youth Service Outreach Administrator, Darius Pitt, Youth Service Program Coordinator, Dominique Bullock, Youth Services Outreach Specialist also met with the following schools Vance County High School, Vance County Middle School, and Advance Academy regarding referrals for Teen Court.

Project Youth Outreach

- ✚ Shantel Hargrove, Youth Service Outreach Administrator, Darius Pitt, Youth Service Program Coordinator, Dominique Bullock, Youth Services Outreach Specialist is conducting PYO at the following schools VCMS, LB Yancey Elementary, Carver Elementary and EM Rollins Elementary School & Advance Academy.
- ✚ There were 2 new admissions. We are currently awaiting referral information regarding 1 youth from L.B Yancey Elementary School. There are currently 73 total youth enrolled into the program.
- ✚ Shantel Hargrove, Youth Service Outreach Administrator, Darius Pitt, Youth Service Program Coordinator, Dominique Bullock, Youth Services Outreach Specialist completed their PYO Field trip to Frankie's Fun Park in Raleigh NC on April 22, 2023. There were 21 youth in attendance for this field trip.

- ✚ Shantel Hargrove, Youth Service Outreach Administrator, Darius Pitt, Youth Service Program Coordinator, Dominique Bullock, Youth Services Outreach Specialist are currently planning the final Field Trip on June 12 to Wet Wild Water Park.

Programming/Training/Meetings

- ✚ Shantel Hargrove, Youth Service Outreach Administrator, attended Safe Kids meeting on Tuesday, April 11, 2023.
- ✚ Shantel Hargrove, Youth Service Outreach Administrator, Darius Pitt, Youth Service Program Coordinator, Dominique Bullock, Youth Services Outreach Specialist attended the RAC meeting on Thursday April 13th, 2023.
- ✚ Shantel Hargrove, Youth Service Outreach Administrator, Darius Pitt, Youth Service Program Coordinator, Dominique Bullock, Youth Services Outreach Specialist attended the Eggcellent Eggstravaganza Event on Thursday April 13th, 2023 at Fox Pond Park.
- ✚ Shantel Hargrove, Youth Service Outreach Administrator, Darius Pitt, Youth Service Program Coordinator, Dominique Bullock, Youth Services Outreach Specialist attended JCPC meeting on Thursday, April 20th, 2023.
- ✚ Darius Pitt, Youth Service Program Coordinator, Dominique Bullock, Youth Services Outreach Specialist attended the Mentorship Training via Lynne Fleetwood on Thursday April 20th, 2023.
- ✚ the City Wide Clean Up on Friday, April 21st, 2023.
- ✚ Shantel Hargrove, Youth Service Outreach Administrator conducted an interview for Summer Youth on the following days, Tuesday, April 11, 2023, Thursday, April 13, 2023, Tuesday, April 18, 2023 & Thursday, April 20, 2023.

Community Outreach

- ✚ Shantel Hargrove, Youth Service Outreach Administrator, Darius Pitt, Youth Service Program Coordinator, Dominique Bullock, Youth Services Outreach Specialist attended.

AQUATICS

- The Aquatic Center – 98 hours
- Lap/ Open Swim participants-137 participants
- Water Aerobics
 - 14 sessions and 94 check-ins
 - \$134 Revenue
- Partnership
 - YMCA-Henderson-4/15/23- 8 participants and 2 instructors used the pool for 4 hours (8a-12p, opening exclusively for them 2 hours earlier than public access for the use of the pool deep end)

AYCOCK RECREATION CENTER

- ✚ City, County, and Vance County School employee attendance:
 - City Employees =1
 - County Employees = 4
 - Vance Co. School Employees = 1
- ✚ 711 Patron check-ins (This excludes numbers for rentals, meetings, classes, aquatic events, and youth athletics.)
 - Daily Use
 - \$1765 .00 Revenue
 - Memberships
 - 250.00 Revenue
 - Multipurpose room rentals – (Non-Profit Usage) Delta Sigma Theta Girls Academy
 - (1) \$400.00 Revenue
 - 0 Lobby rentals
 - 4 Fox Pond shelter rentals
 - \$200.00
 - 2 Ballfield rentals
 - Vance Charter/ Henderson Collegiate
 - 0 Gym rentals

RECREATION PROGRAMS

✚ Senior Bingo

- 39 Virtual Participants for 3 Events and there were 5 that attended in-house.
- A program was held on Thursday March 30, 2023, with 16 participants.
- There will also be a program held on April 27, 2023
- Free Program

✚ Visually Impaired Program (VIP)

- 6 Participants attended the Support Group meeting held on Tuesday April 11, 2023
- On Tuesday April 25, 2023, there will be a bowling outing at First Frames in Henderson, NC
- Free Program

✚ Golden Age Club

- There were 2 Golden Age meetings with 22 participants that attended.
- There will also be a meeting held on Wednesday April 26, 2023
- Free Program

✚ Senior Trip

- 21 participants attended the in Weldon, NC on April 19, 2023. On this trip we visited the Hannahs closet in Roanoke Rapids, Ralphs BBQ, Red Wagon Antique Shop and the River Antique Shop in Weldon.

✚ D.R.E.A.M

- Queen of Diamonds held 7 practices with 73 participants.
- Practice was held on March 23, 24, and 29 2023 with 17 participants.
- DREAM tryouts were held on Wednesday April 5, 2023 with 11 participants that tried out and 8 participants that made the team
- There was a parent meeting held on Wednesday April 19, 2023

✚ Special Olympic Basketball will begin on Tuesday, March 28, 2023

- There were 7 participants on March 28, 2023
- There were 3 practices in April with 29 participants.
- There will also be a practice held on Tuesday April 25, 2023

✚ Pickleball

- 19 participants for 3 meetings
- A meeting was held on March 23 and 30, 2023 with 18 participants.
- There will also be a meeting on Thursday April 27, 2023

- 2 Pickleball Courts at Fox Pond became available for to use starting April 20, 2023

✚ Senior Corn Hole

- There were 3 classes with 4 participants.
- There will also be a class on Tuesday April 25, 2023

✚ Kids Crafts

- Earth Day Arts and Crafts was held on Monday April 17, 2023, with 1 participant.
- 1X \$3.00= \$3.00

✚ Kids Picasso

- Kids Picasso was held on Saturday, April 15, 2023, ages 6-8 class old had 3 participants and ages 9-12 class had 1 participant.
- Kids Picasso was held on Saturday, April 24, 2023, 6–8-year-old class had 2 participants and the 9–12-year-old class had 1 participant.

✚ Senior Games

- Horseshoes was held on Wednesday April 5, 2023, at DN Hix Complex in Oxford there were 43 participants that participated.
- Croquet, Badminton and Table Tennis was held on Wednesday April 12, 2023, at the Aycock Recreation Center. There were 25 Croquet participants, Badminton 8 singles and 3 doubles, Table tennis 20 singles, 4 doubles, and 2 mixed doubles.
- Mini Golf was held on Tuesday April 18, 2023, at Adventure Island in Henderson NC, 27 participants.
- Cycling Events- 4 participants for 10K, 7 participants 5K, 3 participants for 1 mile cycling Track Events- 100meter-7 participants, 1500-3 participants, 1500 run 1 participants, 200Meter Dash 4 participants, 400metere dash 3 participants, 50 Meter dash 12 participants, 800 meter run 2 participants, and 5K Power walks 2 participants, 29 Football and 36 Softball throw, 8 Shot put and 8 Discus and 5 Standing and 5 Running long jump was held on Friday April 21,2023 at the Warren County High School
- Pickleball and Tennis will be held on Tuesday April 25, 2023, at the DN Hix Gym and Pickleball also on Friday at the John Graham in Warrenton, NC

✚ Eggcellent Eggstavananza was held on Thursday April 13, 2023 from 5:30pm-7:30pm.

This event was held at Fox Pond, participants were transported from Aycock Recreation to Fox Pond for the event. There were backdrops set up for pictures, two Bunnies, free food and drinks, games and crafts and an egg hunt, and

vendors there to hand out beneficial information to the community. There were approximately 125 people that attended.

✚ Meetings, Classes, and Trainings

- Queen of Diamonds parent meeting held on Wednesday April 19, 2023
- RAC meeting held on Thursday April 13, 2023
- Executive Team meeting held on Thursday April 13, 2023

**PLANNING & DEVELOPMENT
SUMMARY REPORT
March 26, 2023 - April 25, 2023**

Type of Activity	GENERAL ACTIVITY		
	Total Records	Fees	Value
Miscellaneous Fees			N/A
Planning Fees			N/A
Board of Adjustment			N/A
Planning Board-Rezoning			N/A
Zoning Permits	32	\$1,515	N/A
Electrical Permits	22	\$1,310	\$72,875
Mechanical Permits	17	\$1,755	\$178,465
Plumbing Permits	9	\$480	\$15,128
Building Permits	45	\$45,624	\$17,544,567
TOTAL ALL ACTIVITY	125	\$50,684	\$17,811,035

ZONING PERMITS BREAKDOWN

Residential Zoning Permits	Total	Fees
Residential Additions	3	\$180
Single Family Dwellings	9	\$540
Multi-Family Dwellings		
Perk Test Authorizations	12	\$300
Commercial	1	\$75
Miscellaneous Sign	7	\$420
Cell Tower Dev. Permit		
TOTAL ZONING PERMITS	32	\$1,515

Residential Building Permits	BUILDING PERMITS BREAKDOWN		
	Total	Fees	Value
(ACC) Accessory	7	\$1,290	\$311,815
(ADD) Addition	3	\$1,139	\$192,000
(MOD) Modular	1	\$799	\$155,000
(SFR) Single Family Residential	1	\$1,648	\$372,000
Remodel	8	\$2,156	\$182,275
(Demo) Demolition	3	\$165	\$30,000
(TWMH) Triple Wide Mobile Home			
(DWMH) Double Wide Mobile Home	3	\$1,260	\$507,850
(SWMH) Single Wide Mobile Home	4	\$1,005	\$26,000
Shingles	1	\$65	\$3,000
Total Residential	31	\$9,527	\$1,779,940
Commercial Building Permits			
(CN) Commercial-New	5	\$32,847	\$11,554,700
(CA) Commercial-Addition			
(CU) Commercial-Upfit	2	\$2,555	\$3,904,027
(FS) Fire-Safety	3	\$165	N/A
(OC) Occupancy Change			N/A
Total Commercial	10	\$35,567	\$15,458,727
Misc. (Residential & Commercial)	4	\$530	\$305,900
TOTAL BUILDING PERMITS	45	\$45,624	\$17,544,567

Prepared & Approved by:



03/26/23 to 04/25/23

Short ID	Project Description	Permit Issued Date	Short Address	Owner Name	Total Fees	Parcel ID
ZPERK	perk test	04/20/2023	Cotton Pickin Pl.	Epps Haskel Jr Epps Bettie H	\$25.00	0359D01008
ZPERK	perk test	04/24/2023	648 Old Warrenton Rd.	Hilton Thomas Blake	\$25.00	0527 01011
ZPERK	perk test	03/27/2023	200 Hunter Rd.	Gonzalez Jose Luis Lara Montalva Yuridia Jimenez	\$25.00	0472A01024
ZPERK	perk test	03/30/2023	0000 Rice Rd.	Minor Julia	\$25.00	0351 02010
ZPERK	perk test	04/04/2023	4710 Glebe Rd.	Sotelo Blanca Yuri Arriaga	\$25.00	0382 01005
ZPERK	16x36 Inground Swimming Pool, 576 Sq.Ft.	04/06/2023	Countrywood Ln.	Gupton Jimmie Dale Gupton Stephanie Edwards	\$25.00	0372 01029
ZPERK	perk test	04/12/2023	Hicksboro Rd.	Greene Robert Edward, Jr.	\$25.00	0368 02002
ZPERK	perk test	04/11/2023	Industry Dr.	C & H Properties Of Henderson Llc	\$25.00	0209 02010E
ZPERK	perk test	04/11/2023	1441 Pool Rock Rd.	Lopez Perla	\$25.00	0353 01010
ZPERK	perk test	04/12/2023	1292 County Line Park	Frisbie Robert N Frisbie	\$25.00	0577 02006

			Rd.	Rebecca		
ZPERK	perk test	04/13/2023	177 Gillburg Rd.	Allen Kathy M	\$25.00	0546 01020
ZPERK	perk test	04/25/2023	254 Gillburg Ln.	Magnolia Management Lic	\$25.00	0547 02004

Perk/Recert Authorization

Total Fees	\$300.00
Permits Issued:	12

ZCOMM	New office unit for Mobile Home Dealership.	04/11/2023	2741 US 1 158 Hwy. N	CMH Services, Inc.	\$75.00	0208 03002
-------	---	------------	----------------------	--------------------	---------	------------

Zoning - Commercial

Total Fees	\$75.00
Permits Issued:	1

ZMISC	metal bldg. 60x80.	03/31/2023	555 Dick Faines Rd.		\$60.00	
ZMISC	building: pre-fab 24x40:	04/03/2023	549 E Spain Middleburg Rd.	Rod Chesnutt	\$60.00	
ZMISC	Garage 24 x 44	04/17/2023	1911 Newton Dairy Rd.	Mcdaniel Tyler E Mcdaniel Ruby C	\$60.00	
ZMISC	inground pool:	04/24/2023	1424 US 158 Bypass	Russell Demaura H Russell J Dwayne	\$60.00	0411 02011
ZMISC	building: 1.5story: 572 sq.ft.	04/25/2023	356 Coopers Grove Rd.		\$60.00	
ZMISC	garage 560sq.ft. 20x28	04/21/2023	204 Farmwood Ln.		\$60.00	

ZMISC	pool: 18x40	04/24/2023	755 Countrywood Ln.		\$60.00
Zoning - Miscellaneous					
Total Fees			\$420.00		
Permits Issued:			7		
ZRADD	440first: 440second: 130 porch:	04/04/2023	225 Spring Trail Ln.		\$60.00
ZRADD	covered porch 40x16:	04/21/2023	97 Lake Shore Ln.		\$60.00
ZRADD	980sq.ft.	04/25/2023	314 Twelve Oaks Ln.	Javier Angel Perez Alor	\$60.00
Zoning - Residential Addition					
Total Fees			\$180.00		
Permits Issued:			3		
ZSFR	used single-wide: 1982: 14x50	03/27/2023	400 N Oliver Dr.		\$60.00
ZSFR	off-frame modular: 1420 heated single-story: 324 porch	03/31/2023	4450 Thomas Rd.		\$60.00
ZSFR	DW 28x76: 8x12deck: 10x20deck	03/27/2023	594 Plum Nutty		\$60.00
ZSFR	DW: 28x76	03/27/2023	134 Spring Ln.		\$60.00
ZSFR	single-wide: 14x65:	04/03/2023	260 Irene Bullock Ln.		\$60.00
ZSFR	2525 heated: 467 garage: 385 porch.	04/13/2023	1072 Dr Finch Rd.		\$60.00
ZSFR	used SW: 14x70:	04/11/2023	39 Chloe Ln.		\$60.00
ZSFR	New DW: 28x58:	04/18/2023	392 Madison Grove Ln.		\$60.00

ZSFR	used SW: 14x70	04/24/2023	81 Trey Ln.	\$60.00
Zoning - Single Family				
Total Fees				\$540.00
Permits Issued:			9	
TOTALS:	Total Projects:		32	
	Permits Issued:		32	
	Total Fees:			\$1,515.00

03/26/23 to 04/25/23

Project Number	Project Description	Permit Issued Date	Short Address	Owner Name	Contractor Name	Value	Total Fees	Parcel ID
ELECC - 23 - 0409	temp pole	04/11/2023	304 S Chestnut St.	Colonial Rentals Lic	Daniel Thomas, Iii	\$500.00	\$55.00	0003 01004
ELECC - 23 - 0415	Add a new 3 phase panel, change lights and add a few receptables	04/12/2023	905 Americal Rd.	SOUTH HENDERSON PENTECOSTAL	Joey Andrews	\$18,000.00	\$100.00	0216 03011
Electrical Permit (C)								
Total Value		\$18,500.00	(Avg.: \$9,250.00)					
Total Fees		\$155.00						
Permits Issued:		2						
ELECR - 23 - 0365	Reconnect to electricity	03/28/2023	2247 Warrenton Rd.	Renn Jack S Sr & Others	Owner	\$100.00	\$55.00	0615 01012
ELECR - 23 - 0367	remove all circuit from breakers due to fire damage, install 2 gfci outlets under panel and a 40 amp 240 volt outlet so that Servpro can start damage clean up	03/29/2023	510 Willow Creek Run	Lemay Louis E	Dennis Sanford	\$575.00	\$55.00	0205 01029
ELECR - 23 - 0368	repaired, inspected and	03/29/2023	200 Ridge Rd.	Mdj Partnership Lic	Dennis Sanford	\$650.00	\$55.00	0031 01001

	replace any wiring and wire nuts boxes and outlets that were damaged on March 7, 2023							
ELECR - 23 - 0374	Replacing damaged electrical service	03/30/2023	455 Community House Rd.	Velazquez Jacinta Velazquez Ruben	Luke A Dickerson	\$3,000.00	\$55.00	0460 01035
ELECR - 23 - 0378	wire generator	03/31/2023	354 Jackson Royster Rd.	Tripp Gerald Raymond	Michael Hicks	\$1,200.00	\$55.00	0597 04023
ELECR - 23 - 0388	rewire house and change heat out	04/03/2023	216 Bickett St.	Fogg Margie Taylor	Michael Dean Grissom, Jr.	\$10,000.00	\$110.00	0044 04007
ELECR - 23 - 0394	Wire new whole house genertor with new 200 amp ATS	04/05/2023	3945 Old Watkins Rd.	Steinbach Ashley B Steinbach Carl R	Owner	\$3,000.00	\$55.00	0433 02004
ELECR - 23 - 0395	installation of temporary service pole	04/05/2023	136 Billy Burwell Rd.	Joynes Gregory C	Brian Michael Laarz	\$800.00	\$55.00	0302 01075
ELECR - 23 - 0401	Upgrade lighting, receptacles, smoke alarms, upgrade current 200 amp service to a 4 wire system.	04/06/2023	506 Young St.	Walker Monique S	Willie Melvin Jones Jr	\$16,000.00	\$55.00	0023 01002
ELECR - 23 - 0407	moving meter, installing a new electrical box/panel	04/24/2023	1191 Kelly Rd.	Cruz Carlos Antonio Jr Cruz Diana Berlenis	Owner	\$750.00	\$55.00	0402 01006
ELECR - 23 - 0417	Repair meter base	04/12/2023	619 Cedarwood Terr.	Catherwood Claire	Gene Smith	\$400.00	\$55.00	0016 06021
ELECR - 23 - 0426	request inspection for a 100A service	04/13/2023	2805 S Cokesbury Rd.	Hartness Bruce T	Owner	\$600.00	\$55.00	0527 05004

	entrance feeling a barn							
ELECR - 23 - 0438	connect power	04/17/2023	93 Trey Ln.	Sandoval Juan Carlos	Terrance Foster	\$100.00	\$55.00	
ELECR - 23 - 0446	200 amp new panel service	04/18/2023	455 Community House Rd.	Velazquez Jacinta Velazquez Ruben	Omar Campos Sanchez	\$800.00	\$55.00	0460 01035
ELECR - 23 - 0448	Service change out ...add bathroom recpts.	04/19/2023	558 Wayview Rd.	Short Linwood L Jr	Michael Dean Grissom, Jr.	\$6,000.00	\$55.00	0108 02001
ELECR - 23 - 0460	Install 200 amp combo service and wire well pump	04/20/2023	407 Currin Rd.	Cleaton Nelson Wayne Cleaton Valentina	Jeffrey Buchanan	\$1,400.00	\$55.00	0612 01024
ELECR - 23 - 0475	connect power	04/24/2023	1942 Kelly Rd.	Bhbs Inc	Owner	\$100.00	\$55.00	0385 01004
ELECR - 23 - 0479	Wire new 22kw whole house generator with 200 ATS	04/25/2023	116 Pine Knoll Shores Ln.	O'Brien Robert C Iii	Steven Michael Propst	\$6,800.00	\$55.00	0589 01021
ELECR - 23 - 0480	Install back up generator	04/25/2023	1705 Summitt Rd.	Hoyle Harriet Crawford Trustee The Harriet Hoyle Living Trust	Jason Morris Crabtree	\$2,000.00	\$55.00	0016 07006
Electrical Permit (R)								
Total Value		\$54,275.00	(Avg.: \$2,856.58)					
Total Fees		\$1,100.00						
Permits Issued:		19						
ELECR - 23 - 0396	Reconnect power that has been off more than 12	04/05/2023	143 W Spring St.	Loyd Paul E Loyd Ruth	Owner	\$100.00	\$55.00	0003 09013

months								
Electrical Permit Reconnection (C)								
Total Value		\$100.00	(Avg.: \$100.00)					
Total Fees		\$55.00						
Permits Issued:		1						

HVACC - 23 - 0441	Installing gas and water lines to tankless water heater and connect	04/18/2023	201 S Williams St.	ACTS OF VANCE COUNTY INC	Jeffrey Chester Forehand	\$800.00	\$55.00	0477 03007
HVACC - 23 - 0443	Changeout rooftop a/C unit	04/18/2023	101 N Garnett St.	Satterwhite Michael E	Audie Ellington	\$7,200.00	\$100.00	0004 03006
HVACC - 23 - 0469	Replace 3 gas pack RTUs via crane. Updating electrical from disconnect to unit only	04/21/2023	1524 Dabney Dr.	Le Management Of Baldwin Inc	Mark Conrad DeFilippo	\$65,365.24	\$400.00	0012 01011
HVACC - 23 - 0450	Installing 10 ton gas pack unit with ductwork	04/19/2023	1735 Ruin Creek Rd.	Gwynn John P Gwynn Shannon	Stevie Kurt McCollum	\$20,000.00	\$100.00	0215 01082

Mechanical Permit (C)								
Total Value		\$93,365.24	(Avg.: \$23,341.31)					
Total Fees		\$655.00						
Permits Issued:		4						

HVACR - 23 - 0383	2 ton package heat pump change out and new bathroom exhaust	03/31/2023	110 Jones Rd.	Wimbush Dorothy R	Toney Wilkerson	\$5,500.00	\$55.00	0374 02002
-------------------	---	------------	---------------	-------------------	-----------------	------------	---------	------------

	fan							
HVACR - 23 - 0384	system change out - oil furnace to 2 ton heat pump and duct work	03/31/2023	4694 Vicksboro Rd.	Thomas Christine	Toney Wilkerson	\$6,500.00	\$55.00	0539 01010
HVACR - 23 - 0398	Replace existing gas package system for 1st floor to a heatpump package system. Remove existing ductwork installed new. Replace existing heatpump system in attic for 2nd floor. new 30 amp disconnect box for heatpump.	04/10/2023	336 Willow Creek Run	Estes Donald W Sr	Cameron Jerome Best	\$16,500.00	\$110.00	0205 01002N
HVACR - 23 - 0413	Right side of home 2.5 ton heatpump split in crawl	04/11/2023	2780 Nutbush Rd.	Yates Joseph N Yates Cynthia	Edward Julian Wilbanks III	\$5,510.00	\$110.00	0600 03012
HVACR - 23 - 0424	Install home stand by generator. Gas piping to generator	04/13/2023	126 Dabney Heights Ln.	Hicks Dianne C Hicks James	Johnnie Mark Dickens	\$13,990.00	\$110.00	0408A01037
HVACR - 23 - 0429	Gas piping to fire place	04/17/2023	113 Westlake Dr.	Faulkner Robin Capps	Larry Wilder, Jr	\$450.00	\$55.00	0218A02007
HVACR - 23 - 0447	HVAC changeout	04/19/2023	2001 Fernwood Ct.	Goswick Donna Holmes	Edward Julian Wilbanks III	\$4,500.00	\$110.00	0042A01029
HVACR - 23 - 0454	Install new 3 ton package heat pump	04/20/2023	73 Four Oaks Ln.	Workman Steve T Workman Margaret	Ranes	\$6,300.00	\$55.00	0530 01046
HVACR - 23 - 0455	Install new A/C and indoor coil	04/20/2023	2420 Westover Dr.	Moss Sheri W	Ranes	\$5,100.00	\$55.00	0047 02008
HVACR - 23 -	Replacing heat	04/20/2023	3091 Weldon'S	Hawkins David E	Lee Marshall Hill	\$10,200.00	\$110.00	0549 02041

0458	pump split serving whole house located in closet		Mill Rd.	Hawkins Veronica				
HVACR - 23 - 0463	Service change and install 26kw generator and ATS	04/20/2023	1110 Closs Ct.	Overby John B Jr Overby Kay	Raymond Joseph Coleman	\$6,000.00	\$110.00	0036 01027
HVACR - 23 - 0465	Whole house furnace in basement	04/25/2023	1567 Peace St.	Tyson Edna W	Edward Julian Wilbanks III	\$4,000.00	\$110.00	0036 02004
HVACR - 23 - 0482	Gas piping for standby generator	04/25/2023	2236 Poplar Creek Rd.	Dunkley Donnie D Dunkley Rozelyn	Toney Wilkerson	\$550.00	\$55.00	0406 01011
Mechanical Permit (R)								
Total Value		\$85,100.00	(Avg.: \$6,546.15)					
Total Fees		\$1,100.00						
Permits Issued:		13						
PLMBR - 23 - 0363	Run water lines to hook up to city water	03/28/2023	6048 Raleigh Rd.	Hawkins Johnnie Hawkins Donna	Kenneth Watkins	\$1,500.00	\$55.00	0456 03020
PLMBR - 23 - 0380	Run gas lines to generator	03/31/2023	20 Big Ruin Creek Ln.	Rice Seamon	Johnnie Mark Dickens	\$500.00	\$55.00	0404 03017
PLMBR - 23 - 0393	Run a water line from the meter to the house.	04/05/2023	1000 Foster Rd.	MA Foster Properties Of Vance	Paul Loyd	\$2,000.00	\$55.00	0550 01004
PLMBR - 23 - 0397	Install new water from meter to house and hook up to county water source	04/05/2023	3821 Thomas Rd.	Stark Kyser Jr & Phyllis	Kenneth Watkins	\$2,500.00	\$50.00	0354 01011
PLMBR - 23 - 0445	run gas line to house from tank, set 250 gallon tank	04/18/2023	2715 Hicksboro Rd.	WEST LOWELL ANDREW WEST JEAN	Frank Edward Tippett	\$1,200.00	\$55.00	0401 03007

PLMBR - 23 - 0453	Install sewer from house to tap	04/19/2023	147 Belmont Dr.	Butler Harriette H	Kenneth Mosley	\$4,500.00	\$55.00	0116 02008
PLMBR - 23 - 0456	Connect to city water	04/20/2023	1883 Rock Mill Rd.	Roberson Peggy N	Kenneth Watkins	\$1,500.00	\$50.00	0541 01015
PLMBR - 23 - 0472	Run lines to a stub out set tank 250	04/24/2023	2715 Hicksboro Rd.	WEST LOWELL ANDREW WEST JEAN	Frank Edward Tippet	\$1,328.00	\$55.00	0401 03007

Plumbing Permit (R)

Total Value	\$15,028.00	(Avg.: \$1,878.50)
Total Fees	\$430.00	
Permits Issued:	8	

PVCWD - 23 - 0418	connect water to county water	04/12/2023	1269 Gun Club Rd.	Baker Staffine L	Owner	\$100.00	\$50.00	0407 01006A
-------------------	-------------------------------	------------	-------------------	------------------	-------	----------	---------	-------------

Plumbing VCWD

Total Value	\$100.00	(Avg.: \$100.00)
Total Fees	\$50.00	
Permits Issued:	1	

TOTALS:	Value:	\$266,468.24	(Avg.: \$5,551.42)
	Total Projects:	48	
	Permits Issued:	48	
	Total Fees:		\$3,545.00

03/26/23 to 04/25/23

Project Number	Project Description	Permit Issued Date	Short Address	Owner Name	Contractor Name	Value	Total Fees	Parcel ID
ACC - 22 - 1071	2 car garage 24x22	04/12/2023	509 Azalea Dr.	Perry Michael C.	Owner	\$10,000.00	\$210.00	0102 03006
ACC - 23 - 0356	Build 21X41 detached metal bdg.	04/03/2023	549 E Spain Middleburg Rd.	Rod Chesnutt	Owner	\$21,815.00	\$165.00	
ACC - 23 - 0358	Detached metal bdg. 60x80	03/31/2023	555 Dick Faines Rd.		Owner	\$150,000.00	\$155.00	
ACC - 23 - 0381	To build a 24x44 garage. Finish out side only	04/17/2023	1911 Newton Dairy Rd.	Mcdaniel Tyler E Mcdaniel Ruby C	Thomas McDaniel Construction	\$20,000.00	\$165.00	
ACC - 23 - 0420	add detached garage	04/21/2023	204 Farmwood Ln.		James B Hines	\$65,000.00	\$220.00	
ACC - 23 - 0425	build a detached garage	04/25/2023	356 Coopers Grove Rd.		Owner	\$20,000.00	\$210.00	

Building Accessory (R)

Total Value	\$286,815.00	(Avg.: \$47,802.50)
Total Fees	\$1,125.00	
Permits Issued:	6	

DECK - 23 - 0434	covered deck	04/21/2023	97 Lake Shore Ln.		Owner	\$25,000.00	\$165.00	
------------------	--------------	------------	-------------------	--	-------	-------------	----------	--

Building Accessory (R) - Deck/Ramp

Total Value	\$25,000.00	(Avg.: \$25,000.00)
-------------	--------------------	---------------------

Total Fees	\$165.00
Permits Issued:	1

ADD - 23 - 0327	Building 2 story storage with mud room attached and porch	04/04/2023	225 Spring Trail Ln.		Caleb J. Keeter	\$159,000.00	\$355.00
ADD - 23 - 0419	Building addition to singlewide	04/25/2023	314 Twelve Oaks Ln.	Javier Angel Perez Alor	Owner	\$15,000.00	\$629.00
ADD - 23 - 0427	Build 10x22 front porch w/ roof & ceiling	04/19/2023	4175 Old Watkins Rd.		Owner	\$18,000.00	\$155.00

Building Addition (R)

Total Value	\$192,000.00	(Avg.: \$64,000.00)
Total Fees	\$1,139.00	
Permits Issued:	3	

MOD - 23 - 0310	off frame modular w/ porch	03/31/2023	4450 Thomas Rd.		Worth Taylor Construction Co., Inc.	\$155,000.00	\$799.00
-----------------	----------------------------	------------	-----------------	--	-------------------------------------	--------------	----------

Building New Modular (R)

Total Value	\$155,000.00	(Avg.: \$155,000.00)
Total Fees	\$799.00	
Permits Issued:	1	

SFR - 23 - 0362	building a new home	04/13/2023	1072 Dr Finch Rd.		Red Door Homes	\$372,000.00	\$1,648.00
-----------------	---------------------	------------	-------------------	--	----------------	--------------	------------

Building New Single Family (R)

Total Value	\$372,000.00	(Avg.: \$372,000.00)
Total Fees	\$1,648.00	
Permits Issued:	1	

CN - 23 - 0130	Permanganate storage building. H-3 combust.	04/18/2023	280 Regional Water Ln.	CITY OF HENDERSON	CDM SMITH	\$427,000.00	\$4,250.00	0592 01009
CN - 23 - 0131	PAC Slurry Pump Building	04/18/2023	280 Regional Water Ln.	CITY OF HENDERSON	CDM SMITH	\$145,200.00	\$2,165.00	0592 01009
CN - 23 - 0341	Main building expansion: 9752 new. II-B: F-2 !st. 5632added: 2nd: 4120 added.	04/18/2023	280 Regional Water Ln.	CITY OF HENDERSON	CDM SMITH	\$10,474,000.00	\$22,411.76	0592 01009
CN - 23 - 0389	new office unit at MH dealershp. 2100 sq.ft. 640sq.ft porch/patio	04/20/2023	2741 US 1 158 Hwy. N	CMH Services, Inc.	Carolina Mobile Contractors, Inc.	\$500,000.00	\$3,865.00	0208 03002
CN - 23 - 0467	30x30 shed for vehicle washing cleaning. all sides open. No elec	04/21/2023	411 Raleigh Rd.	MRM HEALTHCARE CONSULTANTS LLC	Steve Nash Mattocks	\$8,500.00	\$155.00	0062 01010

Building Permit New (C)

Total Value	\$11,554,700.00	(Avg.: \$2,310,940.00)
Total Fees	\$32,846.76	
Permits Issued:	5	

RMODL - 23 - 0375	Rooftop solar panels	04/04/2023	175 Rev Henderson Rd.	Hanks Henry Hanks Martha	Christopher Lowe Verner	\$19,200.00	\$255.00	0304 01017
-------------------	----------------------	------------	-----------------------	--------------------------	-------------------------	-------------	----------	------------

RMODL - 23 - 0377	Repairing roof over deck	04/03/2023	129 Jamel Ln.	Merrick Karol M	Owner	\$1,000.00	\$155.00	0617A02016
RMODL - 23 - 0387	remodel double wide home	04/11/2023	8725 Hicksboro Rd.	James Anthony G Deceased C/O Leenoid L Moore	Owner	\$20,000.00	\$227.00	0350 02027
RMODL - 23 - 0392	Roof top solar panels	04/06/2023	737 Rock Mill Rd.	Cole Emily Anne Pipan	Gregory Albright	\$54,755.00	\$255.00	0536 03021
RMODL - 23 - 0411	Remodel	04/18/2023	3014 Raleigh Rd.	Perez Juan Luis	Owner	\$28,200.00	\$310.00	0221 03012
RMODL - 23 - 0422	update bathrooms, change light fixtures, finish bonus room	04/19/2023	535 Franklin Ln.	Bridges Timothy C	Worth Taylor Construction Co., Inc.	\$25,000.00	\$479.00	0608A01015
RMODL - 23 - 0466	Installation of 18 residential roof mounted solar panels 7.2kwdc	04/21/2023	175 Rev Henderson Rd.	Hanks Henry Hanks Martha	Robert Allen Shealey, Jr.	\$29,120.00	\$210.00	0304 01017
RMODL - 23 - 0481	Remodel kitchen	04/25/2023	519 Breckenridge St.	Perry James Otis	Owner	\$5,000.00	\$265.00	0103 07003
Building Remodel (R)								
Total Value		\$182,275.00	(Avg.: \$22,784.38)					
Total Fees		\$2,156.00						
Permits Issued:		8						
CU - 23 - 0428	replace shingles on awning to metal roofing material and repair stucco on left side of building	04/25/2023	100 S Garnett St.	Turner William H Jr Turner Nichole G	Owner	\$2,500.00	\$55.00	0001 02009
CU - 23 - 0449	School upfit: hvac,	04/21/2023	293 Warrenton Rd.	VANCE CO	William Robert	\$3,901,526.76	\$2,500.00	0208 02002

	switch gear, refrigeration and gas piping			BOARD OF EDUCATION	Swain			
--	---	--	--	-----------------------	-------	--	--	--

Building Upfit/Remodel (C)

Total Value **\$3,904,026.76** (Avg.: \$1,952,013.38)

Total Fees **\$2,555.00**

Permits Issued: **2**

DEMO - 23 - 0360	demo residence	03/29/2023	404 Parham Rd.	Weldon Marshall Thomas	Alan Faulkner	\$10,000.00	\$55.00	0037A07001
DEMO - 23 - 0366	demo of wet and fire damaged building materials including walls (interior only), floorings and ceilings	03/28/2023	510 Willow Creek Run	Lemay Louis E	William Paul	\$10,000.00	\$55.00	0205 01029
DEMO - 23 - 0376	interior demolition	03/30/2023	304 S Chestnut St.	Colonial Rentals Llc	Owner	\$10,000.00	\$55.00	0003 01004

Demolition Permit

Total Value **\$30,000.00** (Avg.: \$10,000.00)

Total Fees **\$165.00**

Permits Issued: **3**

FS - 23 - 0390	ABC inspection	04/04/2023	1374 S Cokesbury Rd.	Pegram George W Jr Pegram Amanda B	Owner		\$55.00	0530 01021
FS - 23 - 0410	Annual fire/safety Inspection	04/11/2023	633 Shepards Way Ln.	West Care Foundation Facility	Owner		\$55.00	0000 00032

FS - 23 - 0442	Daycare fire inspection	04/18/2023	164 Burwell Ave.	Kiddie Klubhouse Inc	Owner		\$55.00
Fire/Safety							
Total Value		\$0.00	(Avg.: \$0.00)				
Total Fees		\$165.00					
Permits Issued:		3					
DWMH - 23 - 0075	Set of mobile home	03/27/2023	134 Spring Ln.		Clayton Homes of Burlington Clayton Homes of Burlington	\$156,000.00	\$420.00
DWMH - 23 - 0324	new double wide	03/27/2023	594 Plum Nutty		Oakwood Homes	\$251,850.00	\$420.00
DWMH - 23 - 0423	double wide	04/18/2023	392 Madison Grove Ln.		J & J Set Up	\$100,000.00	\$420.00
Manufactured Home Double Wide (R)							
Total Value		\$507,850.00	(Avg.: \$169,283.33)				
Total Fees		\$1,260.00					
Permits Issued:		3					
SWMH - 23 - 0252	used single wide....single family residence	03/27/2023	400 N Oliver Dr.		J & J Set Up	\$4,600.00	\$265.00
SWMH - 23 - 0342	Single wide	04/03/2023	260 Irene Bullock Ln.		JBC Mobile Home Transport & Setup	\$2,000.00	\$265.00
SWMH - 23 - 0379	move single wide	04/11/2023	39 Chloe Ln.		B&B Construction	\$5,000.00	\$155.00
SWMH - 23 - 0432	set up single wide	04/24/2023	81 Trey Ln.		Griffin's Mobile	\$14,400.00	\$320.00

Home Transport &
Set Up

Manufactured Home Single Wide (R)

Total Value **\$26,000.00** (Avg.: \$6,500.00)

Total Fees **\$1,005.00**

Permits Issued: **4**

POOL - 23 - 0399	Inground concrete pool	04/24/2023	1424 US 158 Bypass	Russell Demaura H Russell J Dwayne	Kendall Custom Homes, LLC	\$180,000.00	\$155.00	0411 02011
POOL - 23 - 0478	inground pool	04/24/2023	755 Countrywood Ln.		Rising Sun Pools & Spas	\$108,000.00	\$155.00	

Pool Permit

Total Value **\$288,000.00** (Avg.: \$144,000.00)

Total Fees **\$310.00**

Permits Issued: **2**

SHING - 23 - 0459	Tear off old roof. change plywood is damaged. Install drip edge and paper. install metal roof	04/20/2023	2841 S NC 39 Hwy.	Newton Juanita Faye	Bryan Currin	\$3,000.00	\$65.00	0222 01008
-------------------	---	------------	-------------------	---------------------	--------------	------------	---------	------------

Shingles

Total Value **\$3,000.00** (Avg.: \$3,000.00)

Total Fees **\$65.00**

Permits Issued: **1**

SIGN - 23 - 0339	10 x 12 id sign for Vance County Schools	03/30/2023	219 Charles St.	VANCE COUNTY	Sign and Awning systems, Inc Sign and Awning systems, Inc.	\$14,700.00	\$110.00	0024 03001
SIGN - 23 - 0382	To install 1 wall sign and connect to existing power - to replace faces in existing pylon	04/04/2023	1052 Ruin Creek Rd.	Jg Property Partnership Lic	Tommy Joe McCorkle Jr	\$3,200.00	\$110.00	0411 04002
Sign Permit								
Total Value		\$17,900.00	(Avg.: \$8,950.00)					
Total Fees		\$220.00						
Permits Issued:		2						
TOTALS:								
Square Footage:		105,517.70	(Avg.: 2,512.33)					
Value:		\$17,544,566.76	(Avg.: \$417,727.78)					
Total Projects:		45						
Permits Issued:		45						
Total Fees:			\$45,623.76					

**Planning and Development
Code Enforcement Violations**

Parcel ID	Address	Owner	Type Of Violation	Complaint Date	Actions Taken Last 30 Days
0541D01007	4039 NC 39 Hwy. S	Severifno Escamilla	Junk Cars	Apr. 12, 2023	Notice of Violation - Apr. 12, 2023 / Site Visit
0541D01008	4069 NC 39 Hwy. S	NewCap, Inc.	Solid Waste	Apr. 12, 2023	Notice of Violation - Apr. 12, 2023 / Site Visit
0457A02004	201 Abbott Crossing Ln.	RM Properties of Vance Co., LLC	Solid Waste	Apr. 13, 2023	Notice of Violation - Apr. 13, 2023 / Site Visit

DATE 3/31/23 100 REAL AND LISTED PERSONAL
 TIME 17:21:29 REVENUE UNIT: ALL
 USER VNCARRIE

VANCE COUNTY
 LEVY COLLECTED REPORT
 AS OF RUN DATE:

REVENUE UNIT/YEAR

PAGE 1
 PROG# CL2237

YEAR	REVENUE UNIT CHARGE TYPE	(A) LEVY ORIG/DISC	DISC BILLS INCL IN (A)	(B) LEVY PAID/DSCNTS	DISCOUNTS INCL IN (B)	(C) NET ARATEMENTS COLL %	B+C/A	LEVY OUTSTANDING
2000	00 VANCE COUNTY TAXES	122,344.23		100,228.76		21,524.95		590.52
	A ASSESSMENT	27,900.00		17,234.52		10,665.48		
	L LATE LISTING	86.71		6.59		80.12		
	* YEAR TOTAL	150,330.94		117,469.87		32,270.55	99.61	590.52
2001	00 VANCE COUNTY TAXES	195,122.20		130,770.33		67,251.26		1,100.61
	A ASSESSMENT	37,026.59		23,726.14		13,300.75		
	L LATE LISTING	165.27		136.13		29.14		
	* YEAR TOTAL	236,314.36		154,632.60		60,581.15	99.54	1,100.61
2002	00 VANCE COUNTY TAXES	240,406.36		203,439.02		36,576.44		390.90
	A ASSESSMENT	46,875.00		35,174.85		11,700.15		
	L LATE LISTING	2,745.38		1,370.39		1,374.99		
	* YEAR TOTAL	290,026.74		239,984.26		49,651.58	99.87	390.90
2003	00 VANCE COUNTY TAXES	289,381.07		261,916.71		25,468.10		1,996.26
	A ASSESSMENT	60,244.20		49,900.92		10,258.28		75.00
	L LATE LISTING	2,607.42		1,566.00		1,001.37		40.05
	* YEAR TOTAL	352,232.69		313,383.63		36,737.75	99.41	2,111.31
2004	00 VANCE COUNTY TAXES	379,828.78	901.28	355,996.75		22,931.48		900.55
	A ASSESSMENT	71,100.00		62,517.42		8,507.58		75.00
	L LATE LISTING	1,352.33		1,005.40		310.58		36.85
	* YEAR TOTAL	452,281.51	901.28	419,519.57		31,749.64	99.78	1,012.40
2005	00 VANCE COUNTY TAXES	617,234.18		591,141.37		13,372.30		12,720.51
	A ASSESSMENT	127,695.00		117,151.63		3,497.00		7,046.37
	L LATE LISTING	1,996.39		1,558.42		34.31		403.66
	* YEAR TOTAL	746,925.57		709,851.42		16,903.61	97.30	20,170.54
2006	00 VANCE COUNTY TAXES	4,705,597.14	11,816.19	4,580,809.15		13,682.00		11,105.99
	A ASSESSMENT	647,352.04		634,553.40		4,069.81		8,728.83
	L LATE LISTING	5,123.65		4,500.50		130.22		492.93
	* YEAR TOTAL	5,358,072.83	11,816.19	5,319,861.05		17,882.03	99.63	20,327.75
2007	00 VANCE COUNTY TAXES	16,516,588.68	21,869.50	16,486,568.06		17,697.59		12,323.03

DATE 3/31/23 100 REAL AND LISTED PERSONAL
 TIME 17:21:29 REVENUE UNIT: ALL
 USER VNCARRIE

VANCE COUNTY
 LEVY COLLECTED REPORT
 AS OF RUN DATE

REVENUE UNIT/YEAR

PAGE 2
 PROR# CL2237

YEAR	REVENUE UNIT CHARGE TYPE	(A) LEVY ORIG/DISC	DISC BILLS INCL IN (A)	(B) LEVY PAID/DSCNTS	DISCOUNTS INCL IN (B)	(C) NET ABATEMENTS	B+C/A COLL %	LEVY OUTSTANDING
	A ASSESSMENT	1,780,913.04		1,768,391.28		6,057.94		6,453.82
	L LATE LISTING	7,783.59		7,507.42		44.63		231.54
	* YEAR TOTAL	16,305,235.31	21,669.50	18,262,466.76		23,800.16	99.90	19,018.39
2008 00	VANCE COUNTY TAXES	18,501,358.11	36,640.61	18,463,731.98		24,998.93		12,637.20
	A ASSESSMENT	1,934,885.01		1,917,267.85		8,405.69		9,211.47
	L LATE LISTING	7,805.78		7,242.19		121.65		441.94
	* YEAR TOTAL	20,444,058.90	36,540.61	20,388,242.02		33,526.27	99.90	22,290.61
2009 00	VANCE COUNTY TAXES	18,208,394.81	3,665.66	18,164,642.23		30,537.62		13,214.96
	A ASSESSMENT	1,934,672.50		1,914,663.09		11,169.50		8,839.91
	L LATE LISTING	10,545.82		10,093.68		85.69		366.45
	* YEAR TOTAL	20,153,613.13	3,665.66	20,069,399.00		41,792.81	99.89	22,421.32
2010 00	VANCE COUNTY TAXES	18,236,686.34	7,148.78	18,167,438.25		56,274.36		12,973.73
	A ASSESSMENT	1,959,510.00		1,927,991.50		21,425.00		10,183.50
	L LATE LISTING	20,586.48		14,849.74		5,343.12		393.42
	* YEAR TOTAL	20,216,782.82	7,148.78	20,110,189.49		83,042.68	99.89	23,550.65
2011 00	VANCE COUNTY TAXES	18,773,059.43	238,861.19	18,446,631.87		308,344.16		18,063.40
	A ASSESSMENT	2,029,645.00	15,210.00	1,967,014.26		51,636.77		11,193.97
	L LATE LISTING	64,093.56	52,876.14	42,478.31		19,260.29		2,354.96
	* YEAR TOTAL	20,866,997.99	306,947.23	20,456,124.44		379,241.22	99.85	31,632.33
2012 00	VANCE COUNTY TAXES	19,656,450.58	424,167.50	19,232,593.00		408,811.91		15,045.47
	A ASSESSMENT	2,045,047.50	27,357.50	1,972,372.60		58,149.08		15,555.82
	L LATE LISTING	82,972.04	64,306.93	53,404.54		27,603.00		1,954.50
	* YEAR TOTAL	21,785,509.92	515,832.33	21,258,370.14		494,563.99	99.86	32,575.79
2013 00	VANCE COUNTY TAXES	19,745,595.08	164,244.68	19,450,775.02		271,983.54		23,835.52
	A ASSESSMENT	2,036,960.00	8,885.00	1,971,660.50		49,430.32		15,869.18
	L LATE LISTING	42,307.82	19,399.94	34,323.86		3,806.29		4,177.67
	* YEAR TOTAL	21,825,852.90	192,529.62	21,456,760.38		325,220.15	99.80	43,882.37
2014 00	VANCE COUNTY TAXES	19,826,172.17	170,007.09	19,617,032.18		179,364.92		29,775.07
	A ASSESSMENT	2,000,300.00	22,100.00	1,950,734.08		31,167.50		8,398.42
	L LATE LISTING	37,614.91	19,555.75	24,411.97		6,932.36		6,270.58

DATE 3/31/23 100 REAL AND LISTED PERSONAL
 TIME 17:21:29 REVENUE UNIT: ALL
 USER VNCARRIE

VANCE COUNTY
 LEVY COLLECTED REPORT
 AS OF RUN DATE

REVENUE UNIT/YEAR

PAGE 3
 PROG# CL2237

YEAR	REVENUE UNIT CHARGE TYPE	(A) LEVY ORIG/DISC	DISC BILLS INCL IN (A)	(B) LEVY PAID/DSCNIS	DISCOUNTS INCL IN (B)	(C) NET ABATEMENTS	B-C/A COLL %	LEVY OUTSTANDING
*	YEAR TOTAL	21,864,087.08	211,662.84	21,602,178.23		217,464.78	99.80	44,444.07
2015 00	VANCE COUNTY TAXES	20,460,290.21	920,421.25	19,796,696.70		641,369.11		22,224.40
A	ASSESSMENT	1,957,485.00	18,345.00	1,957,901.55		12,595.80		6,988.45
L	LATE LISTING	109,092.95	101,049.00	25,802.13		82,488.30		802.52
*	YEAR TOTAL	22,526,868.16	1,039,815.25	21,760,400.38		735,452.41	99.87	30,015.37
2016 00	VANCE COUNTY TAXES	20,199,939.22	522,317.42	19,863,528.98		219,232.22		117,178.02
A	ASSESSMENT	2,062,720.00	58,755.00	2,095,534.89		25,877.50		26,367.61
L	LATE LISTING	49,532.87	42,771.38	36,286.25		9,516.02		1,730.60
*	YEAR TOTAL	22,312,192.09	423,883.80	21,911,350.12		255,625.74	99.35	145,216.23
2017 00	VANCE COUNTY TAXES	20,528,473.74	180,311.12	20,324,815.30		106,931.74		96,723.70
A	ASSESSMENT	2,037,630.00	3,570.00	1,995,054.56		12,705.00		25,870.04
L	LATE LISTING	34,560.52	10,937.23	24,903.47		678.08		8,978.97
*	YEAR TOTAL	22,600,664.26	194,818.35	22,346,773.73		120,317.82	99.42	131,572.71
2018 00	VANCE COUNTY TAXES	20,930,546.58	124,350.57	20,836,565.10		119,748.29		34,233.19
A	ASSESSMENT	2,171,323.00	4,011.00	2,136,789.88		7,952.00		26,581.12
L	LATE LISTING	26,266.24	6,802.35	21,749.65		1,408.57		3,108.02
*	YEAR TOTAL	23,138,135.82	135,163.92	22,995,104.63		129,108.86	99.73	63,922.33
2019 00	VANCE COUNTY TAXES	21,052,989.17	140,269.99	20,948,045.80		52,675.11		52,268.26
A	ASSESSMENT	2,166,437.00	3,829.00	2,133,263.84		5,894.00		27,279.15
L	LATE LISTING	34,379.46	13,825.39	25,784.46		5,242.78		3,352.22
*	YEAR TOTAL	23,253,805.63	157,924.38	23,107,094.10		63,811.89	99.55	82,899.64
2020 00	VANCE COUNTY TAXES	21,173,529.25	89,190.52	21,019,244.20		64,668.17		89,616.83
A	ASSESSMENT	2,271,357.00	4,131.00	2,223,050.57		4,878.00		43,426.43
L	LATE LISTING	52,176.60	6,613.84	48,590.19		777.67		2,806.74
*	YEAR TOTAL	23,497,062.85	59,935.36	23,290,884.96		70,323.84	99.43	135,854.05
2021 00	VANCE COUNTY TAXES	21,471,605.30	84,831.75	21,170,473.08		79,934.52		221,197.70
A	ASSESSMENT	2,305,915.00	2,515.00	2,236,963.17		5,640.00		63,311.83
L	LATE LISTING	32,663.62	6,175.47	26,620.00		3,189.07		2,854.55
*	YEAR TOTAL	23,810,183.92	93,522.22	23,434,058.25		88,763.59	98.80	287,364.08

DATE 3/31/23 100 REAL AND LISTED PERSONAL
 TIME 17:21:29 REVENUE UNIT: ALL
 USER UNCARRIE

VANCE COUNTY
 LEVY COLLECTED REPORT
 AS OF RUN DATE

REVENUE UNIT/YEAR

PAGE 4
 PROC# CL2237

YEAR	REVENUE UNIT	(A) LEVY	DISC	BILLS	(B) LEVY	DISCOUNTS	(C) NET	B+C/A	LEVY
	CHARGE TYPE	CRIG/DISC		INCL IN (A)	PAID/DSCNTS	INCL IN (B)	ABATEMENTS	COLL %	OUTSTANDING
2022	00	VANCE COUNTY							
		TAXES		22,166,178.57	169,631.03	21,259,160.82	146,601.86		760,415.89
	A	ASSESSMENT		2,313,978.00	7,818.00	2,145,495.16	6,413.00		174,895.84
	L	LATE LISTING		43,014.65	9,434.30	34,365.16	2,101.44		6,548.05
	*	YEAR TOTAL		24,523,171.22	186,883.33	23,439,021.14	142,290.30	96.16	941,859.78
2023	00	VANCE COUNTY							
		TAXES		75,038.89	75,038.89	4,092.10	12,819.84		58,126.95
	A	ASSESSMENT		1,680.00	1,680.00	205.98	360.00		1,214.02
	L	LATE LISTING		14,389.74	14,389.74	51.40	101.99		14,196.35
	*	YEAR TOTAL		91,108.63	91,108.63	4,389.48	13,281.83	19.40	73,427.32
**	REV UNIT TOT			358,851,575.37	3,732,069.38	353,189,509.65	3,484,404.65	99.40	2,177,661.07

DATE 3/31/23 100 REAL AND LISTED PERSONAL
 TIME 17:21:29 REVENUE UNIT: ALL
 USER VMCARRIE

VANCE COUNTY
 LEVY COLLECTED REPORT
 AS OF RUN DATE

REVENUE UNIT/YEAR

PAGE 14
 PROG# CL2237

YEAR	REVENUE UNIT CHARGE TYPE	(A) LEVY ORIG/DISC	DISC BILLS INCL IN (A)	(B) LEVY PAID/DSCNTS	DISCOUNTS INCL IN (B)	(C) NET ASSESSMENTS	B-C/A COLL %	LEVY OUTSTANDING
2002	12 FIRE DISTRICT TAXES	4,124.55		3,317.20		807.35		
	* YEAR TOTAL	4,124.55		3,317.20		807.35	100.00	
2003	12 FIRE DISTRICT TAXES	6,729.53		6,056.55		604.96		68.02
	* YEAR TOTAL	6,729.53		6,056.55		604.96	98.99	68.02
2004	12 FIRE DISTRICT TAXES	8,748.21	28.59	8,189.80		517.65		32.76
	* YEAR TOTAL	8,748.21	28.59	8,189.80		517.65	59.63	32.76
2005	12 FIRE DISTRICT TAXES	13,511.98		12,975.97		232.94		303.07
	L LATE LISTING			.20		.20		
	* YEAR TOTAL	13,511.98		12,976.17		232.74	97.76	303.07
2006	12 FIRE DISTRICT TAXES	89,836.07	404.13	89,343.34		229.94		262.79
	* YEAR TOTAL	89,836.07	404.13	89,343.34		229.94	99.71	262.79
2007	12 FIRE DISTRICT TAXES	342,310.78	723.66	341,760.63		278.37		271.78
	* YEAR TOTAL	342,310.78	723.66	341,760.63		278.37	99.93	271.78
2008	12 FIRE DISTRICT TAXES	397,167.68	1,220.07	396,419.23		453.96		294.49
	L LATE LISTING			.21		.21		
	* YEAR TOTAL	397,167.68	1,220.07	396,419.44		453.75	99.93	294.49
2009	12 FIRE DISTRICT TAXES	403,358.41	120.39	402,499.70		518.36		340.35
	L LATE LISTING			1.26		1.58		.32
	* YEAR TOTAL	403,358.41	120.39	402,500.96		516.78	99.92	340.67
2010	12 FIRE DISTRICT TAXES	402,067.02	235.37	400,830.39		867.87		368.76
	L LATE LISTING			1.98		2.30		.32
	* YEAR TOTAL	402,067.02	235.37	400,832.37		865.57	99.91	369.08
2011	12 FIRE DISTRICT TAXES	413,720.18	4,866.84	406,947.11		6,420.56		352.51

YEAR	REVENUE UNIT CHARGE TYPE	(A) LEVY ORIG/DISC	DISC BILLS INCL IN (A)	(B) LEVY PAID/DSCNTS	DISCOUNTS INCL IN (B)	(C) NET APATEMENTS	E+C/A SCLL %	LEVY OUTSTANDING
	L LATE LISTING	1,123.56	859.07	682.14		418.87		22.55
	* YEAR TOTAL	414,843.74	5,746.71	407,629.25		6,839.43	99.91	375.06
2012	12 FIRE DISTRICT TAXES	666,994.21	7,263.01	634,844.31		31,732.51		417.39
	L LATE LISTING	1,961.06	1,180.97	1,510.90		419.33		30.83
	* YEAR TOTAL	668,955.27	8,443.98	636,355.21		32,151.84	99.94	448.22
2013	12 FIRE DISTRICT TAXES	655,653.87	4,628.49	648,846.75		6,332.75		474.87
	L LATE LISTING	1,340.28	323.26	1,169.45		139.73		21.10
	* YEAR TOTAL	656,994.15	4,951.75	650,015.70		6,472.48	99.93	505.97
2014	12 FIRE DISTRICT TAXES	649,950.65	5,833.35	644,625.66		4,815.50		509.49
	L LATE LISTING	1,199.80	420.65	923.53		195.99		80.28
	* YEAR TOTAL	651,150.45	6,254.00	645,549.19		5,011.49	99.91	589.77
2015	12 FIRE DISTRICT TAXES	647,489.28	7,381.65	640,707.17		6,094.65		687.46
	L LATE LISTING	1,625.22	1,352.19	446.51		1,154.97		23.74
	* YEAR TOTAL	649,114.50	8,733.84	641,153.68		7,249.62	99.90	711.20
2016	12 FIRE DISTRICT TAXES	659,488.95	10,245.97	642,206.75		10,862.30		5,419.90
	L LATE LISTING	849.94	630.98	387.39		420.73		41.82
	* YEAR TOTAL	659,338.89	10,876.95	642,594.14		11,283.03	99.18	5,461.72
2017	12 FIRE DISTRICT TAXES	671,651.68	8,549.96	664,760.65		2,400.54		4,490.49
	L LATE LISTING	1,472.02	481.52	1,020.98		27.75		423.29
	* YEAR TOTAL	673,123.70	9,031.89	665,781.63		2,428.29	99.28	4,913.78
2018	12 FIRE DISTRICT TAXES	1,008,071.62	6,484.71	1,003,806.11		2,612.66		1,652.85
	L LATE LISTING	1,484.04	270.97	1,257.87		71.61		154.56
	* YEAR TOTAL	1,009,555.66	6,755.68	1,005,063.98		2,684.27	99.83	1,807.41
2019	12 FIRE DISTRICT TAXES	1,404,011.64	5,870.44	1,398,213.28		2,762.24		3,036.12
	L LATE LISTING	1,879.61	348.23	1,515.05		249.04		114.52
	* YEAR TOTAL	1,405,891.25	6,218.67	1,399,728.33		3,011.28	99.78	3,150.64

DATE 3/31/23 10C REAL AND LISTED PERSONAL
 TIME 17:21:29 REVENUE UNIT: ALL
 USER VNCARRIE

VANCE COUNTY
 LEVY COLLECTED REPORT
 AS OF RUN DATE

REVENUE UNIT/YEAR

PAGE 16
 PROGH CL2237

YEAR	REVENUE UNIT CHARGE TYPE	(A) LEVY ORIG/DISC	DISC BILLS INCL IN (A)	(B) LEVY PAID/DSCNTS	DISCOUNTS INCL IN (B)	(C) NET ABATEMENTS	B-C/A COLL %	LEVY OUTSTANDING
2020	12 FIRE DISTRICT TAXES	1,416,577.68	6,149.81	1,408,553.82		2,217.15		5,806.71
	L LATE LISTING	4,391.54	411.37	4,137.54		56.43		197.17
	* YEAR TOTAL	1,420,969.22	6,561.18	1,412,691.46		2,273.58	99.58	6,004.18
2021	12 FIRE DISTRICT TAXES	1,437,168.53	7,070.34	1,415,412.56		6,802.63		14,953.34
	L LATE LISTING	2,755.69	424.74	2,331.46		210.01		214.22
	* YEAR TOTAL	1,439,924.22	7,495.08	1,417,744.02		7,012.64	98.95	15,167.56
2022	12 FIRE DISTRICT TAXES	1,492,052.53	11,731.68	1,429,943.34		11,486.89		50,562.36
	L LATE LISTING	2,957.16	611.35	2,372.58		89.79		494.79
	* YEAR TOTAL	1,495,049.75	12,343.03	1,432,315.92		11,576.68	96.58	51,157.15
2023	12 FIRE DISTRICT TAXES	6,914.27	6,914.27	409.19		1,281.98		5,223.10
	L LATE LISTING	1,295.55	1,295.55	9.14		10.20		1,276.21
	* YEAR TOTAL	8,209.82	8,209.82	418.33		1,292.18	20.84	6,499.31
	** REV UNT TOT	12,820,965.85	104,353.88	12,618,438.30		103,793.92	99.23	98,734.63
	*** GROUP TOTAL	458,221,861.81	5,245,966.32	450,926,606.11		4,592,796.73	99.42	2,702,458.97

DATE 3/31/23 125 GAP VEHICLE BILLING
 TIME 17:21:29 REVENUE UNIT: ALL
 USER VNCARRIE

VANCE COUNTY
 LEVY COLLECTED REPORT
 AS OF RUN DATE

REVENUE UNIT/YEAR

PAGE 17
 PROG# CL2237

YEAR	REVENUE UNIT CHARGE TYPE	(A) LEVY ORIG/DISC	DISC BILLS INCL IN (A)	(B) LEVY PAID/DSCNTS	DISCOUNTS INCL IN (B)	(C) NET ABATEMENTS	B-C/A COLL %	LEVY OUTSTANDING
2017 00	VANCE COUNTY TAXES	22,989.27		10,817.22		4,331.69		7,840.36
*	YEAR TOTAL	22,989.27		10,817.22		4,331.69	65.90	7,840.36
2018 00	VANCE COUNTY TAXES	66,330.10	66,330.10	31,805.32		6,240.24		28,284.54
*	YEAR TOTAL	66,330.10	66,330.10	31,805.32		6,240.24	57.36	28,284.54
2019 00	VANCE COUNTY TAXES	90,160.12	90,160.12	46,189.87		6,603.59		37,386.66
*	YEAR TOTAL	90,160.12	90,160.12	46,189.87		6,603.59	58.56	37,386.66
2020 00	VANCE COUNTY TAXES	78,846.04	78,846.04	42,942.00		475.30		35,428.74
*	YEAR TOTAL	78,846.04	78,846.04	42,942.00		475.30	55.07	35,428.74
2021 00	VANCE COUNTY TAXES	63,703.55	63,703.55	36,977.49		745.66		25,980.40
*	YEAR TOTAL	63,703.55	63,703.55	36,977.49		745.66	59.22	25,980.40
2022 00	VANCE COUNTY TAXES	109,903.14	109,903.14	35,091.76		1,232.98		73,578.40
*	YEAR TOTAL	109,903.14	109,903.14	35,091.76		1,232.98	33.06	73,578.40
2023 00	VANCE COUNTY TAXES	45,801.41	45,801.41	3,665.14				42,136.27
*	YEAR TOTAL	45,801.41	45,801.41	3,665.14			8.01	42,136.27
**	REV UNT TOT	477,733.63	454,744.36	207,488.80		19,629.46	47.55	250,615.37

DATE 3/31/23 125 GAP VEHICLE BILLING
 TIME 17:21:29 REVENUE UNIT: ALL
 USER VNCARRIE

VANCE COUNTY
 LEVY COLLECTED REPORT
 AS OF RUN DATE

REVENUE UNIT/YEAR*

PAGE 21
 PROG# CL2337

YEAR	REVENUE UNIT CHARGE TYPE	(A) LEVY ORIG/DISC	DISC BILLS INCL IN (A)	(B) LEVY PAID/DSCNTS	DISCOUNTS INCL IN (B)	(C) NET ABATEMENTS	B+C/A COLL %	LEVY OUTSTANDING
2017	12 FIRE DISTRICT TAXES	840.29		420.29		146.16		273.84
	* YEAR TOTAL	840.29		420.29		146.16	67.42	273.84
2018	12 FIRE DISTRICT TAXES	2,770.77	2,770.77	1,382.49		317.54		1,070.74
	* YEAR TOTAL	2,770.77	2,770.77	1,382.49		317.54	61.36	1,070.74
2019	12 FIRE DISTRICT TAXES	5,467.24	5,467.24	2,980.05		337.41		2,149.78
	* YEAR TOTAL	5,467.24	5,467.24	2,980.05		337.41	60.68	2,149.78
2020	12 FIRE DISTRICT TAXES	5,543.50	5,543.50	3,144.51		.58		2,398.41
	* YEAR TOTAL	5,543.50	5,543.50	3,144.51		.58	56.74	2,398.41
2021	12 FIRE DISTRICT TAXES	4,648.95	4,648.95	2,733.02		65.76		1,850.17
	* YEAR TOTAL	4,648.95	4,648.95	2,733.02		65.76	60.21	1,850.17
2022	12 FIRE DISTRICT TAXES	7,749.89	7,749.89	2,630.91		63.30		5,055.68
	* YEAR TOTAL	7,749.89	7,749.89	2,630.91		63.30	34.77	5,055.68
2023	12 FIRE DISTRICT TAXES	3,302.57	3,302.57	309.32				2,993.25
	* YEAR TOTAL	3,302.57	3,302.57	309.32			9.37	2,993.25
	** REV UNT TOT	30,323.21	29,482.92	13,600.59		930.75	47.93	15,791.87
	*** GROUP TOTAL	639,458.53	609,426.96	270,589.82		26,357.73	46.44	342,510.98

DATE 3/31/23 150 PUBLIC UTILITIES
 TIME 17:21:29 REVENUE UNIT: ALL
 USER VNCARRIE

VANCE COUNTY
 LEVY COLLECTED REPORT
 AS OF RUN DATE

REVENUE UNIT/YEAR

PAGE 22
 PRG# CL2237

YEAR	REVENUE UNIT CHARGE TYPE	(A) LEVY ORIG/DISC	DISC BILLS INCL IN (A)	(B) LEVY PAID/DSCNTS	DISCOUNTS INCL IN (B)	(C) NET ABATEMENTS	3-C/A CCLL %	LEVY OUTSTANDING
2002 00	VANCE COUNTY TAXES	77.41		74.57		2.84		
*	YEAR TOTAL	77.41		74.57		2.84	100.00	
2006 00	VANCE COUNTY TAXES	354,990.15		354,990.15				
*	YEAR TOTAL	354,990.15		354,990.15			100.00	
2007 00	VANCE COUNTY TAXES	559,394.08		559,394.08				
L	LATE LISTING	12.67		12.67				
*	YEAR TOTAL	559,406.75		559,406.75			100.00	
2008 00	VANCE COUNTY TAXES	641,262.39		641,262.39				
*	YEAR TOTAL	641,262.39		641,262.39			100.00	
2009 00	VANCE COUNTY TAXES	622,975.47		622,975.47				
L	LATE LISTING	24.24		24.24				
*	YEAR TOTAL	622,999.71		622,999.71			100.00	
2010 00	VANCE COUNTY TAXES	605,674.17		605,674.17				
*	YEAR TOTAL	605,674.17		605,674.17			100.00	
2011 00	VANCE COUNTY TAXES	609,356.48		609,356.48				
*	YEAR TOTAL	609,356.48		609,356.48			100.00	
2012 00	VANCE COUNTY TAXES	607,921.29		607,921.29				
*	YEAR TOTAL	607,921.29		607,921.29			100.00	
2013 00	VANCE COUNTY TAXES	608,310.46		608,310.46				
*	YEAR TOTAL	608,310.46		608,310.46			100.00	
2014 00	VANCE COUNTY TAXES	609,191.68		609,191.68				
*	YEAR TOTAL	609,191.68		609,191.68			100.00	

DATE 3/31/23 150 PUBLIC UTILITIES
 TIME 17:21:29 REVENUE UNIT: ALL
 USER VNCARRIE

VANCE COUNTY
 LEVY COLLECTED REPORT
 AS OF RUN DATE

REVENUE UNIT/YEAR

PAGE 25
 PROG# CL2237

YEAR	REVENUE UNIT CHARGE TYPE	(A) LEVY ORIG/DISC	DISC BILLS INCL IN (A)	(E) LEVY PAID/DSCNTS	DISCOUNTS INCL IN (B)	(C) NET ABATEMENTS	B+C/A COLL %	LEVY OUTSTANDING
2015 00	VANCE COUNTY TAXES	688,091.16	24.26	688,076.32		1.58		13.26
*	YEAR TOTAL	688,091.16	24.26	688,076.32		1.58	100.00	13.26
2016 00	VANCE COUNTY TAXES	779,311.38		779,311.38				
*	YEAR TOTAL	779,311.38		779,311.38			100.00	
2017 00	VANCE COUNTY TAXES	784,322.66		784,322.66				
L	LATE LISTING			60.52		60.52-		
*	YEAR TOTAL	784,322.66		784,383.18		60.52-100.00		
2018 00	VANCE COUNTY TAXES	802,318.43		802,318.43				
*	YEAR TOTAL	802,318.43		802,318.43			100.00	
2019 00	VANCE COUNTY TAXES	888,627.43		888,627.43				
*	YEAR TOTAL	888,627.43		888,627.43			100.00	
2020 00	VANCE COUNTY TAXES	830,778.65		830,778.65				
*	YEAR TOTAL	830,778.65		830,778.65			100.00	
2021 00	VANCE COUNTY TAXES	938,374.78		858,154.58		80,220.20		
*	YEAR TOTAL	938,374.78		858,154.58		80,220.20	100.00	
2022 00	VANCE COUNTY TAXES	872,784.03		872,219.49				564.54
*	YEAR TOTAL	872,784.03		872,219.49			99.94	564.54
**	REV UNT TOT	11,803,799.01	24.26	11,723,057.11		80,164.10	100.00	577.80

DATE 3/31/23 150 PUBLIC UTILITIES
 TIME 17:21:29 REVENUE UNIT: ALL
 USER VNCARRIE

VANCE COUNTY
 LEVY COLLECTED REPORT
 AS OF RUN DATE

REVENUE UNIT/YEAR

PAGE 30
 PROG# CL2237

YEAR	REVENUE UNIT CHARGE TYPE	(A) LEVY CRIG/DISC	DISC BILLS INCL IN (A)	(B) LEVY PAID/DISCNTS	DISCOUNTS INCL IN (B)	(C) NET ABATEMENTS	B-C/A COLL %	LEVY OUTSTANDING
2006	12 FIRE DISTRICT TAXES	7,269.34		7,269.34				
	* YEAR TOTAL	7,269.34		7,269.34			100.00	
2007	12 FIRE DISTRICT TAXES	9,800.62		9,800.62				
	* YEAR TOTAL	9,800.62		9,800.62			100.00	
2008	12 FIRE DISTRICT TAXES	10,987.24		10,987.24				
	* YEAR TOTAL	10,987.24		10,987.24			100.00	
2009	12 FIRE DISTRICT TAXES	10,969.95		10,969.95				
	* YEAR TOTAL	10,969.95		10,969.95			100.00	
2010	12 FIRE DISTRICT TAXES	10,818.60		10,818.60				
	* YEAR TOTAL	10,818.60		10,818.60			100.00	
2011	12 FIRE DISTRICT TAXES	11,212.98		11,212.98				
	* YEAR TOTAL	11,212.98		11,212.98			100.00	
2012	12 FIRE DISTRICT TAXES	17,464.01		17,464.01				
	* YEAR TOTAL	17,464.01		17,464.01			100.00	
2013	12 FIRE DISTRICT TAXES	17,835.77		17,835.77				
	* YEAR TOTAL	17,835.77		17,835.77			100.00	
2014	12 FIRE DISTRICT TAXES	18,076.29		18,076.29				
	* YEAR TOTAL	18,076.29		18,076.29			100.00	
2015	12 FIRE DISTRICT TAXES	21,895.14	1.06	21,894.47				.67
	* YEAR TOTAL	21,895.14	1.06	21,894.47			100.00	.67
2016	12 FIRE DISTRICT							

DATE 3/31/23 150 PUBLIC UTILITIES
 TIME 17:21:29 REVENUE UNIT: ALL
 USER VNCARRIE

VANCE COUNTY
 LEVY COLLECTED REPORT
 AS OF RUN DATE

REVENUE UNIT/YEAR

PAGE 31
 PRGM# CL2237

YEAR	REVENUE UNIT CHARGE TYPE	(A) LEVY ORIG/DISC	DISC BILLS INCL IN (A)	(B) LEVY PAID/DSCNTS	DISCOUNTS INCL IN (B)	(C) NET ABATEMENTS	B/C/A COLL %	LEVY OUTSTANDING
	TAXES	24,653.10		24,653.10				
*	YEAR TOTAL	24,653.10		24,653.10			100.00	
2017 12	FIRE DISTRICT TAXES	24,951.20		24,951.20				
L	LATE LISTING			.75		.75-		
*	YEAR TOTAL	24,951.20		24,951.95		.75-	100.00	
2018 12	FIRE DISTRICT TAXES	37,572.73		37,572.73				
*	YEAR TOTAL	37,572.73		37,572.73			100.00	
2019 12	FIRE DISTRICT TAXES	56,126.67		56,126.67				
*	YEAR TOTAL	56,126.67		56,126.67			100.00	
2020 12	FIRE DISTRICT TAXES	52,363.46		52,363.46				
*	YEAR TOTAL	52,363.46		52,363.46			100.00	
2021 12	FIRE DISTRICT TAXES	60,639.63		55,599.39		5,040.24		
*	YEAR TOTAL	60,639.63		55,599.39		5,040.24	100.00	
2022 12	FIRE DISTRICT TAXES	57,420.18		57,419.65				.53
*	YEAR TOTAL	57,420.18		57,419.65			100.00	.53
**	REV UNIT TOT	450,056.91	1.06	445,016.22		5,039.49	100.00	1.20
***	GROUP TOTAL	15,911,289.72	28.33	15,800,781.64		109,481.73	100.00	1,026.35

DATE 3/31/23 200 REGISTERED VEHICLE
 TIME 17:21:29 REVENUE UNIT: ALL
 USER UNCARRIE

VANCE COUNTY
 LEVY COLLECTED REPORT
 AS OF RUN DATE

REVENUE UNIT/YEAR

PAGE 32
 PROG# CI.2237

YEAR	REVENUE UNIT CHARGE TYPE	(A) LEVY ORIG/DISC	DISC BILLS INCL IN (A)	(B) LEVY PAID/DSCNTS	DISCOUNTS INCL IN (B)	(C) NET ABATEMENTS	B-C/A COL. 4	LEVY OUTSTANDING
2000	00 VANCE COUNTY TAXES	51,147.03		15,739.24		35,307.78		100.11
	* YEAR TOTAL	51,147.03		15,739.24		35,307.78	99.81	100.11
2001	00 VANCE COUNTY TAXES	61,032.85		19,463.85		41,562.69		6.31
	* YEAR TOTAL	61,032.85		19,463.85		41,562.69	99.99	6.31
2002	00 VANCE COUNTY TAXES	64,790.81		28,623.03		36,167.78		
	* YEAR TOTAL	64,790.81		28,623.03		36,167.78	100.00	
2003	00 VANCE COUNTY TAXES	65,201.36		33,554.98		31,646.38		
	* YEAR TOTAL	65,201.36		33,554.98		31,646.38	100.00	
2004	00 VANCE COUNTY TAXES	79,393.27		49,371.22		30,022.05		
	* YEAR TOTAL	79,393.27		49,371.22		30,022.05	100.00	
2005	00 VANCE COUNTY TAXES	232,362.23		203,461.76		40.07		28,850.40
	* YEAR TOTAL	232,362.23		203,461.76		40.07	97.58	28,850.40
2006	00 VANCE COUNTY TAXES	1,709,684.50		1,680,756.09		264.42		28,663.69
	L LATE LISTING	.30		.30				
	* YEAR TOTAL	1,709,683.50		1,680,755.79		264.42	98.33	28,663.69
2007	00 VANCE COUNTY TAXES	2,672,490.30		2,644,569.73		1,550.06		26,370.51
	* YEAR TOTAL	2,672,490.30		2,644,569.73		1,550.06	99.02	26,370.51
2008	00 VANCE COUNTY TAXES	2,377,859.90		2,354,449.39		623.51		22,787.00
	L LATE LISTING	.03		.03				
	* YEAR TOTAL	2,377,859.87		2,354,449.36		623.51	99.05	22,787.00
2009	00 VANCE COUNTY TAXES	2,026,433.15		2,000,033.62		1,922.37		24,477.16
	L LATE LISTING	.02		.02				
	* YEAR TOTAL	2,026,433.13		2,000,033.60		1,922.37	98.80	24,477.16

DATE 3/31/23 200 REGISTERED VEHICLE
 TIME 17:21:29 REVENUE UNIT: ALL
 USER VNCARRIE

VANCE COUNTY
 LEVY COLLECTED REPORT
 AS OF RUN DATE

REVENUE UNIT/YEAR

PAGE 13
 PRG# CL2237

YEAR	REVENUE UNIT CHARGE TYPE	(A) LEVY CRIG/DISC	DISC BILLS INCL IN (A)	(B) LEVY PAID/DSCNTS	DISCOUNTS INCL IN (B)	(C) NET ABATEMENTS	B+C/A COLL %	LEVY OUTSTANDING
2010	00 VANCE COUNTY TAXES	1,794,422.05	3,658.97	1,744,903.56		27,132.76		22,385.73
	* YEAR TOTAL	1,794,422.05	3,658.97	1,744,903.56		27,132.76	98.76	22,385.73
2011	00 VANCE COUNTY TAXES	2,231,343.97	11,417.28	2,159,666.29		49,341.36		22,336.32
	* YEAR TOTAL	2,231,343.97	11,417.28	2,159,666.29		49,341.36	99.00	22,336.32
2012	00 VANCE COUNTY TAXES	2,154,248.50	5,477.76	2,073,409.14		55,247.12		25,592.24
	* YEAR TOTAL	2,154,248.50	5,477.76	2,073,409.14		55,247.12	98.82	25,592.24
2013	00 VANCE COUNTY TAXES	1,319,211.80	5,342.72	1,268,725.75		30,063.25		20,422.80
	* YEAR TOTAL	1,319,211.80	5,342.72	1,268,725.75		30,063.25	98.46	20,422.80
2014	00 VANCE COUNTY TAXES	3,592.87	879.64	3,264.22		83.85		244.80
	* YEAR TOTAL	3,592.87	879.64	3,264.22		83.85	93.19	244.80
2015	00 VANCE COUNTY TAXES	310.14	310.14	291.18				18.96
	* YEAR TOTAL	310.14	310.14	291.18			93.89	18.96
	** REV UNIT TOT	16,843,524.08	27,106.51	16,280,282.50		340,975.45	98.69	222,266.03

DATE 3/31/23 200 REGISTERED VEHICLE
 TIME 17:21:29 REVENUE UNIT: ALL
 USER WNCARRIE

VANCE COUNTY
 LEVY COLLECTED REPORT
 AS OF RUN DATE

REVENUE UNIT/YEAR

PAGE 40
 PRGM# CL2237

YEAR	REVENUE UNIT CHARGE TYPE	(A) LEVY ORIG/DISC	DISC BILLS INCL IN (A)	(B) LEVY PAID/DCNTS	DISCOUNTS INCL IN (B)	(C) NET ABATEMENTS	B+C/A COLL %	LEVY OUTSTANDING
2002	12 FIRE DISTRICT TAXES	727.43		385.85		341.58		
	* YEAR TOTAL	727.43		385.85		341.58	100.00	
2003	12 FIRE DISTRICT TAXES	1,378.08		786.42		591.66		
	* YEAR TOTAL	1,378.08		786.42		591.66	100.00	
2004	12 FIRE DISTRICT TAXES	1,770.44		1,170.00		600.44		
	* YEAR TOTAL	1,770.44		1,170.00		600.44	100.00	
2005	12 FIRE DISTRICT TAXES	5,275.33		4,704.70		1.32		570.31
	* YEAR TOTAL	5,275.33		4,704.70		1.32	85.20	570.31
2006	12 FIRE DISTRICT TAXES	40,840.25		40,320.35		7.62		512.28
	* YEAR TOTAL	40,840.25		40,320.35		7.62	98.75	512.28
2007	12 FIRE DISTRICT TAXES	63,154.07		62,594.04		46.40		513.63
	* YEAR TOTAL	63,154.07		62,594.04		46.40	99.19	513.63
2008	12 FIRE DISTRICT TAXES	56,307.26		55,858.59		16.43		432.24
	* YEAR TOTAL	56,307.26		55,858.59		16.43	99.24	432.24
2009	12 FIRE DISTRICT TAXES	48,832.57		48,183.31		41.41		607.85
	* YEAR TOTAL	48,832.57		48,183.31		41.41	98.76	607.85
2010	12 FIRE DISTRICT TAXES	42,756.54	102.48	41,970.10		262.08		524.36
	* YEAR TOTAL	42,756.54	102.48	41,970.10		262.08	98.78	524.36
2011	12 FIRE DISTRICT TAXES	53,858.96	284.46	52,396.36		369.55		493.05
	* YEAR TOTAL	53,858.96	284.46	52,396.36		369.55	99.09	493.05
2012	12 FIRE DISTRICT							

DATE 3/31/23 200 REGISTERED VEHICLE
 TIME 17:21:29 REVENUE UNIT: ALL
 USER VNCARRIE

VANCE COUNTY
 LEVY COLLECTED REPORT
 AS OF RUN DATE

REVENUE UNIT/YEAR

PAGE 41
 PROG# CL2237

YEAR	REVENUE UNIT CHARGE TYPE	(A) LEVY ORIG/DISC	DISC BILLS INCL IN (A)	(B) LEVY PAID/DSCNTS	DISCOUNTS INCL IN (B)	(C) NET ABATEMENTS	B+C/A COLL %	LEVY OUTSTANDING
	TAXES	67,638.35	174.39	65,642.20		1,251.99		744.16
	* YEAR TOTAL	57,638.35	174.39	65,642.20		1,251.99	98.90	744.16
2013	12 FIRE DISTRICT TAXES	48,243.68	202.41	46,618.89		942.67		682.12
	* YEAR TOTAL	48,243.68	202.41	46,618.89		942.67	98.59	682.12
2014	12 FIRE DISTRICT TAXES	112.52	43.70	100.53		4.29		7.70
	* YEAR TOTAL	112.52	43.70	100.53		4.29	93.15	7.70
2015	12 FIRE DISTRICT TAXES	.96	.96					.96
	* YEAR TOTAL	.96	.96					.96
**	REV UNT TOT	430,837.44	808.40	420,731.34		5,077.44	98.82	5,088.66
***	GROUP TOTAL	21,536,372.01	33,374.46	20,753,256.55		473,638.42	98.57	309,477.04

DATE 3/31/23
 TIME 17:26:42
 USER VNCARRIE

CURR TAX YEAR: 2022

VANCE COUNTY
 TAX COLLECTIONS REPORT ALL RGCDs BY UNIT/YEAR
 DEPOSIT DATE RANGE 3/01/2023 THRU 3/31/2023
 YEAR RANGE 2000 THRU 2022

PAGE 1
 PROG# CL2223A

REVENUE UNIT: 00 VANCE COUNTY

YEAR	BEGINNING LEVY	ADDITIONS TO LEVY MTD	DISCOUNTS AND RELEASES TO LEVY MTD	ADDITIONS YTD	DISCOUNTS AND RELEASES YTD	ADJUSTED LEVY	COLLECTED MTD	COLLECTED YTD	ENDING BALANCE
2022	22,902,911.92		793.36	494,410.87	355,378.68	23,041,944.11	203,340.07	22,200,837.23	641,106.88
2021	587,021.93			1,015.95	5,209.54	582,828.34	27,091.98	332,755.69	250,032.65
2020	244,635.70			1,049.21	3,915.27	241,769.64	10,791.39	113,992.02	127,777.61
2019	143,489.80			896.33	3,728.59	140,657.54	14,795.92	47,670.40	92,987.14
2018	78,914.75			499.74	872.54	78,541.95	1,261.34	12,916.20	65,625.75
2017	117,851.14			3,945.81	3,235.67	118,561.28	1,221.17	5,018.25	113,543.03
2016	121,922.81			3,446.07	2,523.14	122,845.74	244.68	3,937.12	118,908.62
2015	25,255.79					25,265.79	4.24	2,296.65	23,059.14
2014	37,462.97					37,462.97	149.66	1,172.52	36,290.45
2013	50,479.63					50,479.63	622.37	2,043.64	48,435.99
2012	44,834.92					44,834.92	13.45	2,232.71	42,602.21
2011	43,070.57					43,070.57	23.54	295.89	42,774.68
2010	35,831.16					35,831.16		78.28	35,752.88
2009	38,031.28					38,031.28		78.28	37,953.00
2008	35,946.02					35,946.02		79.88	35,866.14
2007	39,010.00					39,010.00		84.92	38,925.08
2006	40,299.41					40,299.41		36.80	40,262.61
2005	42,021.37					42,021.37		36.80	41,984.57
2004	937.40					937.40			937.40
2003	2,072.31					2,072.31		36.00	2,036.31
2002	390.90					390.90			390.90
2001	1,140.52					1,140.52		33.60	1,106.92
2000	724.23					724.23		33.60	690.63
TOTAL	24,634,266.53		793.36	505,263.98	374,863.43	24,764,667.08	259,559.81	22,725,616.49	2,039,050.59

DATE 3/31/23
 TIME 17:26:42
 USER VNCARRIE

CURR TAX YEAR: 2022

VANCE COUNTY
 TAX COLLECTIONS REPORT ALL RGCDs BY UNIT/YEAR
 DEPOSIT DATE RANGE 3/01/2021 THRU 3/31/2023
 YEAR RANGE 2000 THRU 2022

PAGE 2
 PRG# CL2223A

REVENUE UNIT: 00 VANCE COUNTY

YEAR	BEGINNING LEVY	ADDITIONS TO LEVY MTD	ADDITIONS YTD	DISCOUNTS AND RELEASES TO LEVY MTD	DISCOUNTS AND RELEASES YTD	ADJUSTED LEVY	COLLECTED MTD	COLLECTED YTD	ENDING BALANCE
							13,424.81	49,735.90	
							16,237.16	112,213.21	
							29,661.97	161,949.11	
							56,219.74	524,779.26	
							289,221.78	22,887,565.60	
							289,221.78	22,887,565.60	
		96.24							

DATE 3/31/23
 TIME 17:26:42
 USER VNCARRIE

CURR TAX YEAR: 2022

VANCE COUNTY
 TAX COLLECTIONS REPORT ALL RGCDs BY UNIT/YEAR
 DEPOSIT DATE RANGE 3/01/2023 THRU 3/31/2023
 YEAR RANGE 2000 THRU 2022

PAGE 9
 PRGF# CL2223A

REVENUE UNIT: 12 FIRE DISTRICT

YEAR	BEGINNING LEVY	ADDITIONS TO LEVY MTD	ADDITIONS YTD	DISCOUNTS AND RELEASES TO LEVY MTD	DISCOUNTS AND RELEASES YTD	ADJUSTED LEVY	COLLECTED MTD	COLLECTED YTD	ENDING BALANCE
2022	1,540,126.90		34,844.27	79.33	26,391.33	1,548,579.84	13,638.53	1,492,356.48	56,213.36
2021	38,485.45		101.59		520.93	38,066.05	1,743.37	21,048.32	17,017.73
2020	16,619.52		104.90		391.51	16,332.91	521.23	7,934.11	8,398.80
2019	7,238.91		89.63		372.86	7,055.68	149.16	1,755.26	5,300.42
2018	3,563.33		35.93		62.75	3,535.51	53.13	658.36	2,878.15
2017	5,357.83		195.07		159.94	5,392.96	52.37	205.34	5,187.62
2016	5,591.32		170.37		124.72	5,636.97	8.01	175.25	5,461.72
2015	809.15					809.15	.21	56.32	712.83
2014	638.44					638.44	7.56	40.97	597.47
2013	1,276.75					1,276.75	30.20	88.56	1,188.09
2012	1,286.73					1,286.73	.68	94.35	1,192.38
2011	874.51					874.51		5.40	868.11
2010	896.04					896.04		2.60	893.44
2009	951.12					951.12		2.60	948.52
2008	729.33					729.33		2.60	726.73
2007	786.61					786.61		1.20	785.41
2006	776.27					776.27		1.20	775.07
2005	874.58					874.58		1.20	873.38
2004	32.76					32.76			32.76
2003	69.22					69.22		1.20	68.02
2002									
2001									
TOTAL	1,627,084.77		35,541.76	79.33	28,024.10	1,634,602.43	16,614.45	1,524,482.42	110,120.01
CURRENT INTEREST & COLLECTORS FEES							592.21	3,112.01	

DATE 3/31/23
 TIME 17:26:42
 USER VNCARRIE

CURR TAX YEAR: 2022

VANCE COUNTY
 TAX COLLECTIONS REPORT ALL RGCDs BY UNIT/YEAR
 DEPOSIT DATE RANGE 3/01/2023 THRU 3/31/2023
 YEAR RANGE 2000 THRU 2022

PAGE 10
 PROG# CL2223A

REVENUE UNIT: 12 FIRE DISTRICT

YEAR	BEGINNING LEVY	ADDITIONS TO LEVY MTD	ADDITIONS YTD	DISCOUNTS AND RELEASES TO LEVY MTD	DISCOUNTS AND RELEASES YTD	ADJUSTED LEVY	COLLECTED MTD	COLLECTED YTD	ENDING BALANCE
PRIOR INTEREST & COLLECTORS FEES							525.91	5,144.58	
TOTAL INTEREST & COLLECTORS FEES							1,118.12	8,256.59	
TOTAL PRIOR YEARS TAXES							2,975.92	32,115.94	
TOTAL TAXES & INTEREST & COLLECTORS FEES							17,732.57	1,532,739.01	
DISCOVERIES TAXES & INTEREST									
NET							17,732.57	1,532,739.01	
CURRENT YEAR PERCENTAGE		96.37							



VETERANS SERVICE OFFICE

300 S. GARNETT STREET
HENDERSON, NC 27536
OFFICE: (252) 438-4619
FAX: (252) 438-6076

2023 APRIL MONTHLY REPORT

Visits/Calls- 255	Male- 209	Meetings/Events- 14
Emails- 66	Female- 60	Out of County- 84
Intent to File- 7	Compensation/Pension- 89	Service Connected- 2
Claims Filed- 12	Other- 190	(received 10% - 100% this month)

03/28/23- VA Regional Manager visited us to present Linwood Martin with a Retirement Award plaque.

04/04/23- The Sergeant First Class Health Robinson Promise to Address Comprehensive Toxins Act (PACT Act) expands access to VA services and benefits for veterans exposed to toxic substances, making it easier for many survivors to receive VA Dependency and Indemnity Compensation (DIC). There are more periods of service and over 20 additional presumptive conditions that qualify. Presumptive conditions are the conditions VA presumes are service-related.

Veterans can now access disability benefit claim decision notice letters electronically on the VA.gov site. Before the option recently became available, veterans had to wait for paper copies of decision notices to be mailed.

04/05/23- Vance County Veteran was awarded a monthly tax-free VA compensation payment of \$3823.89 started January 2023 and received a retroactive payment of \$4310.67.

Completed a training course for supervisors and department heads.

04/17/23- Granville County Veterans Service Technician called and emailed requesting assistance for their veterans. Franklin County Veterans Service called requesting assistance for their veterans.

04/18/23- Attended a meeting at Economic Development, to promote North Carolina a retirement designation and earn Certified Designation for Vance County.



VETERANS SERVICE OFFICE

300 S. GARNETT STREET
HENDERSON, NC 27536
OFFICE: (252) 438-4619
FAX: (252) 438-6076

04/21/23- Bailey received his Personal Identity Verification (PIV) Card, which allows him to navigate the complex various VA computer systems. Bailey is now authorized and accredited with the North Carolina Association of County Veterans Service Officers, North Carolina Department of Military and Veterans Affairs and the American Legion, to represent veterans and their dependents as a fully qualified Veterans Service Officer.

04/22/23- Bailey and I participated in the Hope for Health Community Day event for outreach. We distributed 55 packets and 32 resource guides.

04/25/23- In fiscal year 2021, Vance County Veterans received VA payments of \$17,159,000.00. In fiscal year 2022, Vance County Veterans received VA payments of \$20,253,000.00, which was a \$3,094,000.00 increase in fiscal year 2022.

* Additionally, due to no active Veterans Service Officer in Granville County, with our assistance, Granville County Veterans received a \$4,004,000.00 increase in fiscal year 2022.

Miscellaneous

APPOINTMENTS

May 1, 2023

911 Advisory Board – three year term

Reappoint Sean Alston – appointed 12/2022
Chuck Elgin – appointed 06/2020