

**AGENDA**  
**VANCE COUNTY BOARD OF COMMISSIONERS**  
**August 7, 2023**

**Invocation** **Pastor Ron Cava, First Baptist Church**

**Introduction of New Cooperative Extension Director**

**Recognition of Leadership Vance Participants**

1. **Public Comments** (for those registered to speak by 5:45 p.m. - each speaker is limited to five minutes)
  
2. **Appointment** **6:00 p.m.** **Frankie Nobles, Employee Engagement Team**  
Employee of the Month Recognition
  
3. **Appointment** **6:15 p.m.** **Porcha Brooks, Tax Administrator**  
Untimely Exemption
  
4. **Appointment** **6:30 p.m.** **Ryan Vincent, Vincent Valuations**  
Update on Revaluation Process
  
5. **Water District Board**
  - a. **Staff Report**
    - Local Water Supply Plan Approval
  - b. **Monthly Operations Report**
  
6. **Committee Reports and Recommendations**
  - a. **Properties Committee**
    - Green Rural Redevelopment Lease Termination
  - b. **Planning/Environmental Committee**
    - Solid Waste
  - c. **Public Safety Committee**
    - Fire Services Study Proposals
  
7. **Finance Director's Report**
  - a. **Sheriff's Office Fee Schedule**
  
8. **County Manager's Report**
  - a. **County Fire Department Staffing Needs**
  - b. **Expanded GREAT Grant (Broadband) Funding through CAB**
  
9. **County Attorney's Report**
  - a. **REO Properties – New Offers**
    - 309 S. College Street – Parcel 0025 12022
    - Tiny Broadwick Road Lot – Parcel 0215 01014B

- 10. Consent Agenda Items**
  - a. Budget Amendments**
  - b. Monthly Reports**
  - c. Minutes**
  
- 11. Miscellaneous**
  - a. Appointments**
  - b. September Meeting Date**
  
- 12. Closed Session**
  - a. Economic Development Project**
  - b. Property Matter**
  - c. Personnel Matter**

***AGENDA APPOINTMENT FORM***  
*August 7, 2023*

***Name:*** Frankie Nobles, Chair

***Name of Organization:*** Vance County Employee Engagement Team

***Purpose of Appearance:*** Recognition of Employee of the Month

***AGENDA APPOINTMENT FORM***

*August 7, 2023*

***Name:*** Porcha Brooks

***Name of Organization:*** Tax Office

***Purpose of appearance:*** Untimely Exemption Application

***Request of Board:*** Approve Applications



## 2023 Untimely Application Filed

CASE DATE/TIME: 08/07/2023

ACCOUNT REF#: 6930

OWNER/BUSINESS NAME: Fogg Margie Taylor, 4150 Glebe Rd., Henderson NC 27537

PARCEL(S): 0382 01017

DATE OF APPEAL: 06/14/2023

### OPENING STATEMENT:

Appellant statement of reason (s) for the appeal:

Appellant is appealing the untimely Elderly application for 2023 real property. The taxpayer was not aware of the program.

### STAFF REVIEW:

Appellant failed to apply for the exemption by 06/01/23. Therefore, the assessor must deny their 2023 untimely application submitted on 06/14/23.

### ASSESSOR'S RECOMMENDATION:

If application would have been turned in by 06/01/2023, it would have met the qualifications and been approved.

***AGENDA APPOINTMENT FORM***  
*August 7, 2023*

***Name:*** Ryan Vincent

***Name of Organization:*** Vincent Valuations

***Purpose of appearance:*** Provide Update on Revaluation Process



## Vance County Tax Department

# 2024 Vance County Reappraisal

**Presented by:**

Ryan Vincent, Vincent Valuations

Attila Gyori, Vincent Valuations

Porcha C. Brooks, Vance County Tax Department

## What is Reappraisal?

---

- Reappraisal is a process in which all real property in the county is appraised at its current market value as of a particular date.
- Real property includes both land and the improvements on it, whether residential, commercial, agricultural or industrial in nature.

## Why We Reappraise Property

---

- State Law requires all counties to conduct a reappraisal at least once every eight years.
- Reappraisal distributes the overall property tax burden equitably across the county based on current market values.

2024 Reappraisal

## What is Market Value?

---

- Market value is the most probable price a property would bring in an open and competitive market.
- Over time, most properties change in value, but often at different rates, depending on location.

The **Tax Department does not create market value**, rather we analyze market sales to determine market patterns and trends in different locations. Market value is set by the choices of buyers and sellers in the marketplace.

2024 Reappraisal



## When will Reappraisal Occur?

- Reappraisal takes effect Jan. 1, 2024.
- Data collection began in 2021
- Schedule of Values complete between Sept. – Oct. 2023
- 2024 Reappraisal Notices will be mailed to all Vance County property owners between Feb. – Mar. 2024.
- New market values will be used to calculate tax bills from Summer 2024 until the next reappraisal occurs.

2024 Reappraisal

## 4 Steps to Reappraisal

**Data Collection:** Physical characteristics are collected for each property, including condition and exterior features.

**Sales analysis and modeling:** Property sales are studied to determine market areas, trends, and patterns from which models that mimic the local market are created and applied at the neighborhood level.

**Develop Schedule of Values:** Schedule of Values are developed to help appraisers correlate physical characteristics with market values.

**Appeals:** Taxpayers have the right to appeal the values of their property to the Board of Equalization and Review per NCGS 105-322 (g)(2)

2024 Reappraisal

## Where Our Values Come From

---

- Properties and sales are analyzed to determine current property conditions, market areas, and typical sale prices for areas.
- Some variations cannot be determined from the property's exterior. For example:
  - Whether a bonus room or basement is finished or unfinished.
  - Cathedral ceilings or other floor plan variations affecting the size of a second floor.
  - An unusual floor plan or other interior feature that is not typical for the market.
- The challenge, then, is to develop tables that correlate the physical property data we have on file with the sales data to help predict values for all properties, including those that did not sell.

2024 Reappraisal

## Why We Do It This Way

---

- We are responsible for appraising about 27,000 individual properties all at one time. This is referred to as mass appraisal.
- Most major taxing jurisdictions across the country have the same sort of challenge.
- There is no practical way to appraise a large number of properties using the same methods used by single-property appraisers.
- Industry-standard methods have been developed for mass appraisal to produce property values that are reasonable and reliable.
- Unlike single-property appraisals, mass appraisal includes an appeals process to help address valuation issues that can result from limited information, inaccuracy, or even a difference of opinion.

2024 Reappraisal

## How Do We Know It's Right?

---

- Mass appraisal techniques include statistical tools used to help measure the accuracy of an appraisal.
- We use a sales ratio as a common measure of how closely assessed values match up with current sale prices. The formula is: **Assessed Value ÷ Sale Price**
- A meaningful sales ratio requires considering multiple sales at typical market values. Sales of single properties or sales under non-typical conditions (foreclosures, auctions, short sales, etc.) often produce misleading results.

2024 Reappraisal

## Different Areas, Different Changes

---

In broad terms, we have seen evidence that market values around the county have changed in different ways since 2016:

- Some areas of the county have seen an increase in market values, while others have experienced a decrease in value
- Some areas have changed a lot, and others by much less
- Some areas are about the same

The following are individual examples of these changes. They do not necessarily reflect market changes for all properties in that area.

2024 Reappraisal

## Market Values

- Location: Henderson
- Year: 1973
- 2016 Assessed Value: \$67,125
- Sale Date: 06/07/2023
- Sale Price: \$170,000
- Increase of 153.26%



2024 Reappraisal

## Market Values

- Location: Henderson
- Year: 1976
- 2016 Assessed Value: \$114,038
- Sale Date: 10/26/2022
- Sale Price: \$175,000
- Increase of 53.46%



2024 Reappraisal

## Market Values

- Location: Henderson
- Year: 2004
- 2016 Assessed Value: \$141,923
- Sale Date: 11/28/2022
- Sale Price: \$260,000
- Increase of 83.20%



2024 Reappraisal

## Market Values

- Location: Kittrell
- Year: 1991
- 2016 Assessed Value: \$72,974
- Sale Date: 4/20/2022
- Sale Price: \$150,000
- Increase of 105.55%



2024 Reappraisal

## Market Values

- Location: Henderson
- Year: 1970
- 2016 Assessed Value: \$78,636
- Sale Date: 12/9/2022
- Sale Price: \$190,000
- Increase of 141.62%



2024 Reappraisal

## Market Values

- Location: Henderson
- Year: 2005
- 2016 Assessed Value: \$165,142
- Sale Date: 05/01/2023
- Sale Price: \$320,000
- Increase of 93.77%



2024 Reappraisal

## Market Values

- Location: Henderson
- Year: 1954
- 2016 Assessed Value: \$61,816
- Sale Date: 04/14/2023
- Sale Price: \$180,000
- Increase of 191.19%



2024 Reappraisal

## Market Values

- Location: Henderson
- Year: 1959
- 2016 Assessed Value: \$53,580
- Sale Date: 8/31/2022
- Sale Price: \$141,500
- Increase of 164.09%



2024 Reappraisal

## Market Values

- Location: Henderson
- Year: 2009
- 2016 Assessed Value: \$112,803
- Sale Date: 01/14/2022
- Sale Price: \$160,000
- Increase of 41.84%



2024 Reappraisal

## Market Values

- Location: Henderson
- Year: 1965
- 2016 Assessed Value: \$82,659
- Sale Date: 05/31/2023
- Sale Price: \$195,000
- Increase of 135.91%



2024 Reappraisal



## Market Values

- Location: Henderson
- Year: 1958
- 2016 Assessed Value: \$74,916
- Sale Date: 11/10/2022
- Sale Price: \$205,000
- Increase of 173.64%



2024 Reappraisal

## Market Values

- Location: Henderson
- Year: 2005
- 2016 Assessed Value: \$237,097
- Sale Date: 04/21,2023
- Sale Price: \$400,000
- Increase of 72.34%



2024 Reappraisal

## Market Values

- Location: Kittrell
- Year: 1997
- 2016 Assessed Value: \$190,523
- Sale Date: 03/07/2022
- Sale Price: \$375,000
- Increase of 96.83%

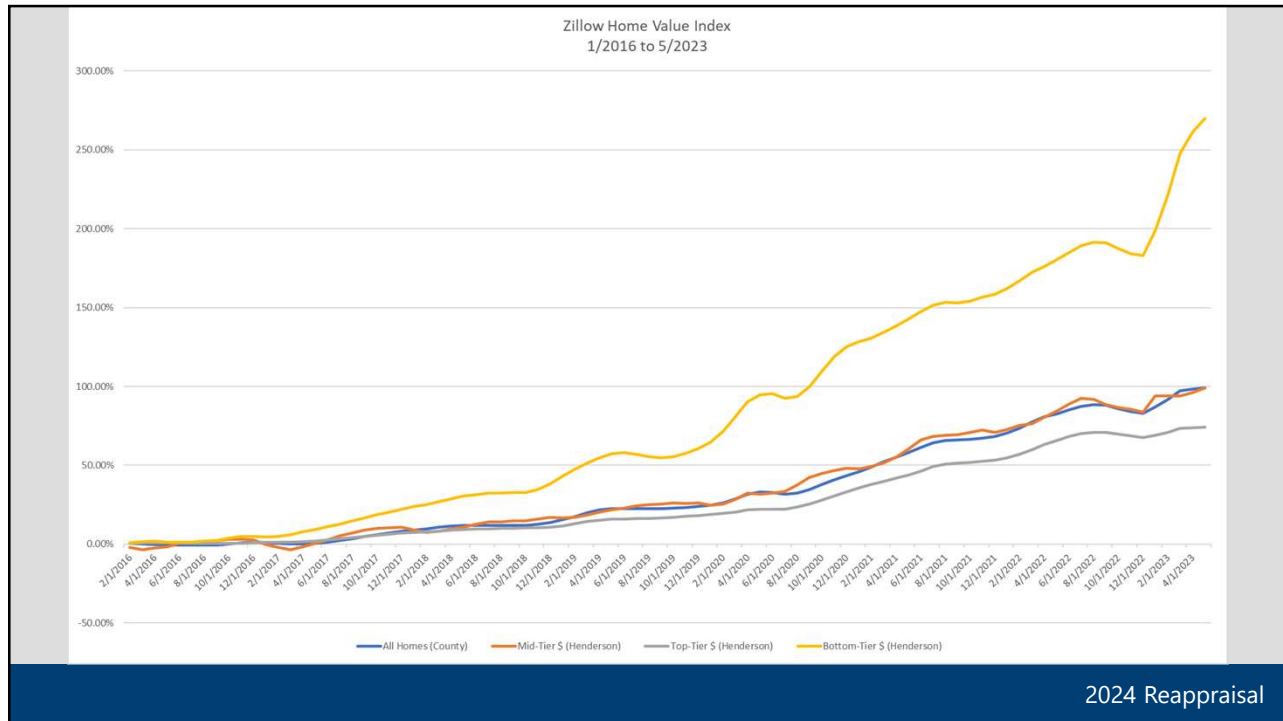


2024 Reappraisal

## Zillow's measure of market changes between 2016 and 2023 in Vance County

- **Zillow Home Value Index (ZHVI):** A measure of the typical home value and market changes across a given region and housing type. It reflects the typical value for homes in the 35th to 65th percentile range.
- Zillow publishes:
  - Top-tier ZHVI (\$, typical value for homes within the 65th to 95th percentile range for a given region)
  - Mid-tier ZHVI (\$, typical value for homes within the 35th to 65th percentile range for a given region)
  - Bottom-tier ZHVI (\$, typical value for homes within the 5th to 35th percentile range for a given region).

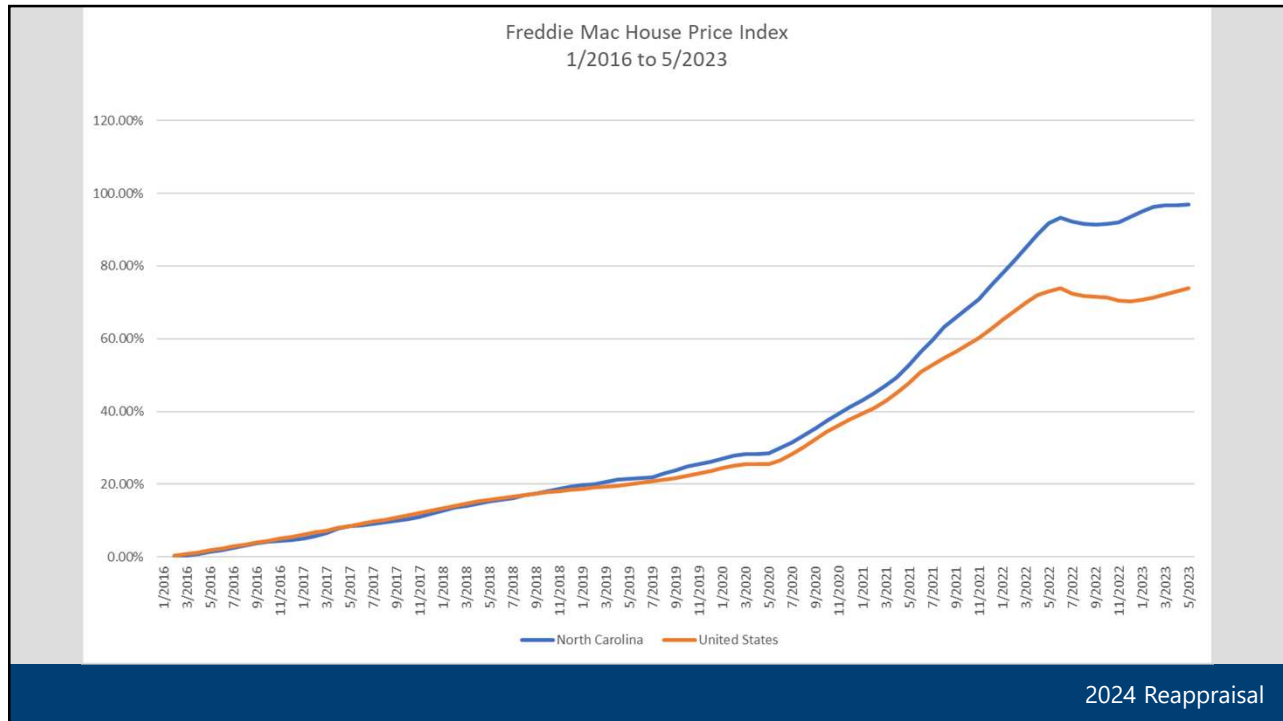
2024 Reappraisal



## Freddie Mac's measure of market changes between 2016 and 2023 in NC and US

- The Freddie Mac House Price Index (FMHPI®) provides a measure of typical price inflation for houses within the United States.
- Values are calculated monthly and released at the end of the following month.
- Seasonally and non-seasonally adjusted series are available at three levels of geographical aggregation: Metropolitan Statistical Area (MSA), state, and national.
- The FMHPI is based on an ever-expanding database of loans purchased by either Freddie Mac or Fannie Mae.

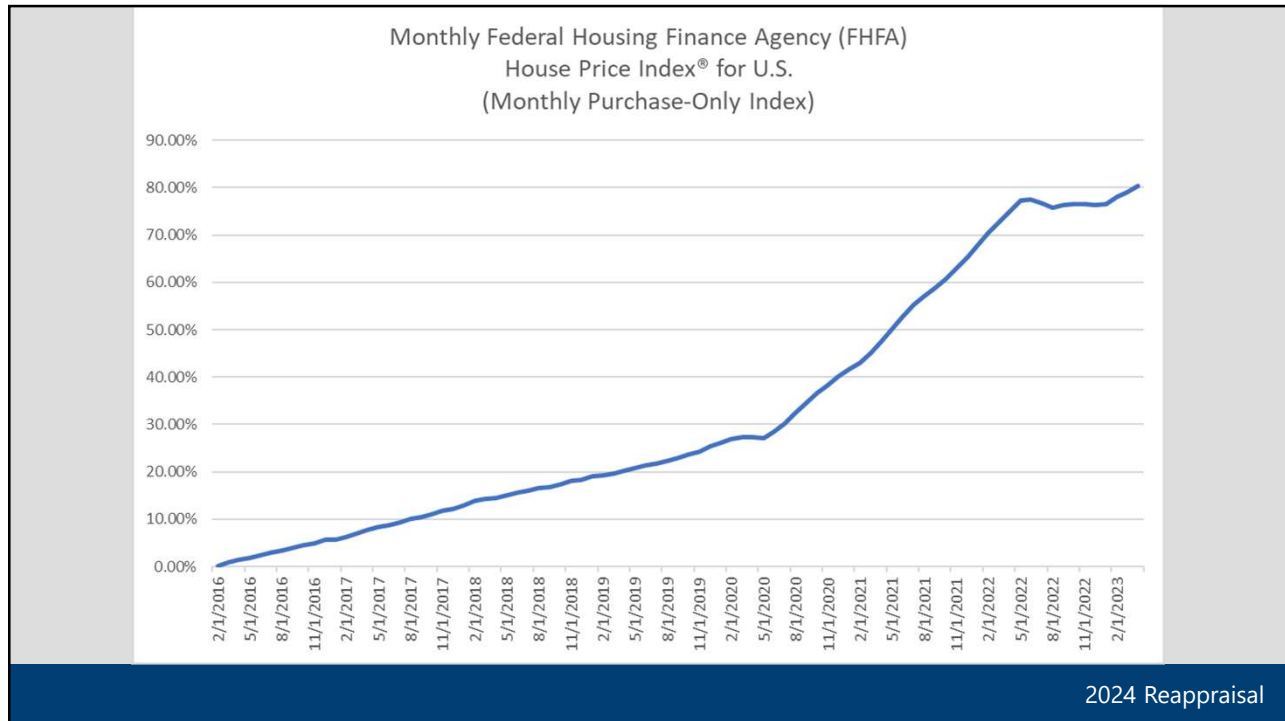
2024 Reappraisal



## FHFA measure of market changes between 2016 and 2023 in US

- The Federal Housing Finance Agency House Price Index is a broad measure of the movement of single-family house prices.
- The FHFA HPI is a weighted, repeat-sales index, meaning that it measures average price changes in repeat sales or refinancings on the same properties.
- **Monthly Purchase-Only Indexes**  
The standard indexes reported in monthly news releases. Use prices from sales transactions of mortgage data obtained from the Enterprises.

2024 Reappraisal



## Appraised Value Vs Tax Rates

- Appraised value and tax rates are two separate concerns.
- County tax appraisers evaluate market activity to determine appraised value, or market value.
- The tax rate is determined by the Vance County taxing jurisdictions, based on their budget needs.
- The appraised value is established well before the tax rate is set and is totally independent of the tax rate.
- The amount of the final tax bill cannot be determined until the tax rate is set.

2024 Reappraisal



## Appeals

---

### Is the question really about value?

There are often issues other than tax value that concern property owners, such as:

- The amount of change from the last reappraisal
- Affordability of the expected taxes
- Level of services provided

While these are all understandable concerns, the only issue the Tax Department can address is the appraised value.

2024 Reappraisal

## How to Support Your Appeal

---

### You will need to provide information to support your appeal.

Useful documentation includes:

- Comparable sales or comparable sale reports from the property owner, the counties online sales database or a real estate professional
- Income and Earnings Statement
- Pictures showing the property's inner and outer features and condition, including any upgrades
- **Optional:** A copy of a recent fee appraisal for the property, such as one done in connection with the purchase or refinance of the property

2024 Reappraisal

## How to Support Your Appeal

---

- Data errors and out-of-date information about your property can be managed quickly. Our staff members are here to help if you need to correct, update, or verify your property information.
- Qualifying property owners may benefit from one of the available property tax relief programs
- Appeals must be based on value, not on the change in value or what the expected tax increase might be.
- If you know you're going to appeal your property value assessment, it is best to appeal as early as possible and before the deadline to ensure you can arrange and prepare for a hearing.

2024 Reappraisal

## Key Reappraisal Dates

Effective Date of Reappraisal	Jan. 1, 2024
Reappraisal Notices Mailed Date	Feb - Mar 2023
Board of Equalization and Review	Hearings begin after initial meeting of BoER
Deadline to Submit Real Property Appeal	Before adjournment of BoER
First Tax Bills Impacted by Reappraisal	Summer 2024

2024 Reappraisal

## Key Appeal Date

**All appeals must be submitted online or in writing before the adjournment of the Board of Equalization and Review.**

2024 Reappraisal





# Vance County Tax Department

## Vance County Tax Department

122 Young Street, Suite E  
Henderson, NC 27536

**Website:** <https://www.vancecounty.org/departments/tax-overview/>

### **Porcha C. Brooks, Tax Administrator**

**Email:** [taxoffice@vancecounty.org](mailto:taxoffice@vancecounty.org)

**Phone:** 252-738-2040

Office Hours: 8:30 a.m. - 5:00 p.m.

2024 Reappraisal

# *Water District Board*

**Vance County  
Water Board Report  
August 7, 2023**

**Staff Report**

***Local Water Supply Plan Approval.*** The county water system's local water supply plan (LWSP) for 2022 was recently reviewed and given preliminary approval by the NC Department of Environmental Quality's Division of Water Resources. In accordance with NCGS 143-355(l), it is necessary for the water district board to adopt the plan by resolution prior to receiving final approval from NCDEQ. Once approved, statutes require the plan to be updated at least once every five years or as requested by the state. ***Recommendation:*** *Adopt resolution approving the 2022 Local Water Supply Plan for the Vance County Water District.*



NORTH CAROLINA  
Environmental Quality

JUL 21 2023

ROY COOPER

Governor

ELIZABETH S. BISER

Secretary

RICHARD E. ROGERS, JR.

Director

July 12, 2023

Scott Elliot, County Manager  
Vance County Water District  
122 Young Street, Suite B  
Henderson, NC 27536

**Subject: LWSP Meets Minimum Criteria**  
Vance County Water District  
PWSID#: 40-91-008  
Vance County

Dear Scott Elliot,

This letter is to notify you that our staff has reviewed the information contained in the 2022 Local Water Supply Plan (LWSP) update submitted by your office. Since all the required information is complete, the LWSP for the 40-91-008 system hereby meets the minimum criteria established in North Carolina General Statute 143-355 (l).

Your water system's 2022 LWSP is now viewable online from the LWSP website found at: <http://www.ncwater.org/WUDC/app/LWSP/search.php>. The plan has been made available after our best efforts to screen any errors. As a final check, please review and report any mistakes or omissions to the review engineer. Unless notified otherwise, the Division of Water Resources considers your 2022 LWSP complete.

**The 2022 LWSP must next be adopted by your water system's governing board;** a model LWSP resolution is available online on the right side of the page in the Forms and Docs section at: [https://www.ncwater.org/Water\\_Supply\\_Planning/Local\\_Water\\_Supply\\_Plan/learn.php](https://www.ncwater.org/Water_Supply_Planning/Local_Water_Supply_Plan/learn.php). A copy of the signed resolution must be submitted to Linwood Peele, Water Supply Planning Section Supervisor, at the address printed at the bottom of this letter. The LWSP cannot be considered compliant with the requirements of NCGS 143-355(l) until an adopted resolution is received.

Thank you very much for your efforts to provide your customers with a safe and reliable supply of drinking water. We look forward to continuing to work with you in these efforts. Please contact Klaus Albertin at [klaus.albertin@deq.nc.gov](mailto:klaus.albertin@deq.nc.gov) or 919-707-9035 or Linwood Peele at [linwood.peele@ncdenr.gov](mailto:linwood.peele@ncdenr.gov) or (919) 707-9024 if we can be of further assistance.

Sincerely,

A handwritten signature in blue ink that reads "Karen Higgins".

Karen Higgins, Planning Section Chief  
Division of Water Resources, NCDEQ



North Carolina Department of Environmental Quality | Division of Water Resources

512 North Salisbury Street | 1611 Mail Service Center | Raleigh, North Carolina 27699-1611

919 707 9000

# Vance County Water District

2022 ▾

The Division of Water Resources (DWR) provides the data contained within this Local Water Supply Plan (LWSP) as a courtesy and service to our customers. DWR staff does not field verify data. Neither DWR, nor any other party involved in the preparation of this LWSP attests that the data is completely free of errors and omissions. Furthermore, data users are cautioned that LWSPs labeled **PROVISIONAL** have yet to be reviewed by DWR staff. Subsequent review may result in significant revision. Questions regarding the accuracy or limitations of usage of this data should be directed to the water system and/or DWR.

## 1. System Information

### Contact Information

Water System Name:	Vance County Water District	PWSID:	40-91-008
Mailing Address:	122 Young Street, Suite B Henderson, NC 27536	Ownership:	County
Contact Person:	Jordan McMillen	Title:	County Manager
Phone:	252-738-2002	Cell/Mobile:	--
Secondary Contact:	Daniel Sears	Phone:	984-365-9155
Mailing Address:	4700 Homewood Court Suite 108 Raleigh, NC 27609	Cell/Mobile:	--

**Complete**

### Distribution System

Line Type	Size Range (Inches)	Estimated % of lines
Ductile Iron	6-12	3.00 %
Other	10-14	2.00 %
Polyvinyl Chloride	6-12	95.00 %

What are the estimated total miles of distribution system lines? **98 Miles**

How many feet of distribution lines were replaced during 2022? **0 Feet**

How many feet of new water mains were added during 2022? **0 Feet**

How many meters were replaced in 2022? **0**

How old are the oldest meters in this system? **10 Year(s)**

How many meters for outdoor water use, such as irrigation, are not billed for sewer services? **0**

What is this system's finished water storage capacity? **0.3500 Million Gallons**

Has water pressure been inadequate in any part of the system since last update? *Line breaks that were repaired quickly should not be included.* **No**

### Programs

Does this system have a program to work or flush hydrants? **Yes, As Needed**

Does this system have a valve exercise program? **Yes, As Needed**

Does this system have a cross-connection program? **Yes**

Does this system have a program to replace meters? **Yes**

Does this system have a plumbing retrofit program? **No**

Does this system have an active water conservation public education program? **No**

Does this system have a leak detection program? **Yes**

### Water Conservation

What type of rate structure is used? **Flat/Fixed**

How much reclaimed water does this system use? 0.0000 MGD For how many connections? 0

Does this system have an interconnection with another system capable of providing water in an emergency? Yes

## 2. Water Use Information

### Service Area

Sub-Basin(s)	% of Service Population	County(s)	% of Service Population
Roanoke River (14-1)	100 %	Vance	100 %

What was the year-round population served in 2022? 3,600

Has this system acquired another system since last report? No

### Water Use by Type

Type of Use	Metered Connections	Metered Average Use (MGD)	Non-Metered Connections	Non-Metered Estimated Use (MGD)
Residential	1,466	0.1325	0	0.0000
Commercial	26	0.0038	0	0.0000
Industrial	1	0.0037	0	0.0000
Institutional	17	0.0032	0	0.0000

How much water was used for system processes (backwash, line cleaning, flushing, etc.)? 0.0050 MGD

## 3. Water Supply Sources

### Monthly Withdrawals & Purchases

	Average Daily Use (MGD)	Max Day Use (MGD)		Average Daily Use (MGD)	Max Day Use (MGD)		Average Daily Use (MGD)	Max Day Use (MGD)
Jan	0.1437		May	0.1359		Sep	0.1926	
Feb	0.1523		Jun	0.1561		Oct	0.1574	
Mar	0.1322		Jul	0.1754		Nov	0.1453	
Apr	0.1477		Aug	0.1650		Dec	0.1590	



### Water Purchases From Other Systems

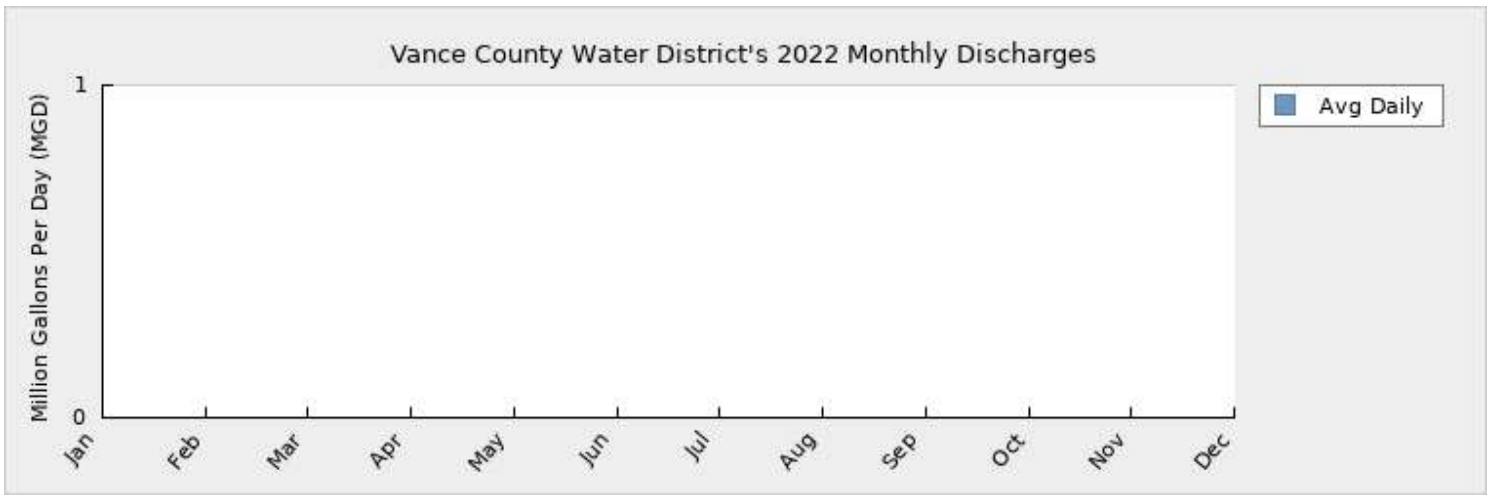
Seller	PWSID	Average Daily Purchased (MGD)	Days Used	Contract		Required to comply with water use restrictions?	Pipe Size(s) (Inches)	Use Type
				MGD	Expiration			
Kerr Lake Regional Water	02-91-010	0.1552	365	0.3250	2052	Yes	12	Regular

The purchase numbers for NC 4091008 (VCWD Phase 1), NC 4091010 (VCWD Phase 2), NC 0491035 (Kittrell Water Association).

## 4. Wastewater Information

### Monthly Discharges

	Average Daily Discharge (MGD)		Average Daily Discharge (MGD)		Average Daily Discharge (MGD)
Jan	0.0000	May	0.0000	Sep	0.0000
Feb	0.0000	Jun	0.0000	Oct	0.0000
Mar	0.0000	Jul	0.0000	Nov	0.0000
Apr	0.0000	Aug	0.0000	Dec	0.0000



How many sewer connections does this system have? 0

How many water service connections with septic systems does this system have? 866

Are there plans to build or expand wastewater treatment facilities in the next 10 years? No

## 5. Planning

### Projections

	2022	2030	2040	2050	2060	2070
Year-Round Population	3,600	3,636	3,697	3,760	3,824	3,889
Seasonal Population	0	0	0	0	0	0
Residential	0.1325	0.1362	0.1362	0.1364	0.1364	0.1365
Commercial	0.0038	0.0034	0.0034	0.0036	0.0036	0.0036
Industrial	0.0037	0.0039	0.0039	0.0039	0.0041	0.0041
Institutional	0.0032	0.0022	0.0022	0.0022	0.0023	0.0023
System Process	0.0050	0.0060	0.0060	0.0061	0.0061	0.0061
Unaccounted-for	0.0070	0.0350	0.0350	0.0360	0.0360	0.0380

### Demand v/s Percent of Supply

	2022	2030	2040	2050	2060	2070
Surface Water Supply	0.0000	0.0000	0.0000	0.0000	0.0000	0.0000
Ground Water Supply	0.0000	0.0000	0.0000	0.0000	0.0000	0.0000
Purchases	0.3250	0.3250	0.3250	0.3250	0.3250	0.3250
Future Supplies		0.0000	0.0000	0.0000	0.0000	0.0000
Total Available Supply (MGD)	0.3250	0.3250	0.3250	0.3250	0.3250	0.3250
Service Area Demand	0.1552	0.1867	0.1867	0.1882	0.1885	0.1906
Sales	0.0000	0.0000	0.0000	0.0000	0.0000	0.0000
Future Sales		0.0000	0.0000	0.0000	0.0000	0.0000
Total Demand (MGD)	0.1552	0.1867	0.1867	0.1882	0.1885	0.1906
Demand as Percent of Supply	48%	57%	57%	58%	58%	59%



The purpose of the above chart is to show a general indication of how the long-term per capita water demand changes over time. The per capita water demand may actually be different than indicated due to seasonal populations and the accuracy of data submitted. Water systems that have calculated long-term per capita water demand based on a methodology that produces different results may submit their information in the notes field.

Your long-term water demand is 37 gallons per capita per day. What demand management practices do you plan to implement to reduce the per capita water demand (i.e. conduct regular water audits, implement a plumbing retrofit program, employ practices such as rainwater harvesting or reclaimed water)? If these practices are covered elsewhere in your plan, indicate where the practices are discussed here.

Are there other demand management practices you will implement to reduce your future supply needs?

What supplies other than the ones listed in future supplies are being considered to meet your future supply needs?

How does the water system intend to implement the demand management and supply planning components above?

#### Additional Information

Has this system participated in regional water supply or water use planning? No

What major water supply reports or studies were used for planning?

Please describe any other needs or issues regarding your water supply sources, any water system deficiencies or needed improvements (storage, treatment, etc.) or your ability to meet present and future water needs. Include both quantity and quality considerations, as well as financial, technical, managerial, permitting, and compliance issues:

The Division of Water Resources (DWR) provides the data contained within this Local Water Supply Plan (LWSP) as a courtesy and service to our customers. DWR staff does not field verify data. Neither DWR, nor any other party involved in the preparation of this LWSP attests that the data is completely free of errors and omissions. Furthermore, data users are cautioned that LWSPs labeled **PROVISIONAL** have yet to be reviewed by DWR staff. Subsequent review may result in significant revision. Questions regarding the accuracy or limitations of usage of this data should be directed to the water system and/or DWR.



**RESOLUTION**  
by the  
**Vance County Water District Board**  
*Approving Local Water Supply Plan*

**WHEREAS**, North Carolina General Statute 143-355(l) requires that each unit of local government that provides public water services or plans to provide such services shall, either individually or together with other such units of local government, prepare and submit a Local Water Supply Plan; and

**WHEREAS**, as required by the statute and in the interests of sound local planning, a Local Water Supply Plan for the Vance County Water District has been developed and submitted to the Vance County Water District Board for approval; and

**WHEREAS**, the Vance County Water District finds that the Local Water Supply Plan is in accordance with the provisions of North Carolina General Statute 143-355 (l) and that it will provide appropriate guidance for the future management of water supplies for the Vance County Water District as well as useful information to the Department of Environmental Quality for the development of a state water supply plan as required by statute.

**NOW THEREFORE BE IT RESOLVED**, by the Vance County Water District Board of the Vance County Water District, that the Local Water Supply Plan entitled Vance County Water District Local Water Supply Plan, dated 2022, is hereby approved and shall be submitted to the Department of Environmental Quality, Division of Water Resources; and

**BE IT FURTHER RESOLVED**, that the Vance County Water District Board intends that this plan shall be revised to reflect changes in relevant data and projections at least once every five years or as otherwise requested by the Department, in accordance with the statute and sound planning practice.

**This, the 7<sup>th</sup> day of August, 2023.**

---

**Yolanda J. Feimster, Chair**

Vance County Water District  
Operations Report  
June 2023

=	Operation Highlights	Fiscal Year-to-Date	June 2023
<b>Work Order Completions:</b>			
	Discolored Water / Air in Line	4	1
	Install Meter	24	5
	Replace Meter / ERT	11	4
	Repaired ERTs	1	0
	Remove Meter	1	0
	Locate Line/Main	393	76
	Odor in Water / Chlorine Check	1	0
	Check for Usage / Leaks	130	20
	Replace Meter Lid / Box	23	0
	Low Pressure / No Water	1	0
	Water Main/Service Line Break	0	0
	Distribute Boil Water Notices	0	0
	Distribute Rescind Notices	0	0
	Move In / Move Out	80	17
	Kittrell/Vance Water Tower Response	0	1
	Repair Water Main / Water Service	8	3
	Actual Shut Offs	185	46
	Restores	141	37
	Cross Connection Checks	5	1
	Installed Taps	43	3
	Hydrant / Site Care / Mowing	3	0
	Delivered Return Mail	0	0
	Water Tap Requests / Checks	6	1
	Recheck	84	8
	Meter Lock	0	0
	Corrective Maintenance	8	1
	Pothole Repair- PW	0	0
	Meter Read	509	26
	Install ERT	0	0
	Meter Locate	20	0
<b>Satellite Office Activity:</b>			
	Information Requests	18	3
	Bill Pays	1891	232
	Applications Received	68	8

<b>Billing Summaries:</b>	Active Customers	Metered Services	Gallons Billed	Average Usage	
March Billing 03/01/23 – 03/31/23	1852	1456	4,180,539	2,871	@0.01033 = \$29.66 + \$30 base = \$59.66
April Billing 04/01/2023 – 04/30/2023	1848	1456	4,380,851	3,008	@0.01033 = \$31.08 + \$30 base = \$61.08
May Billing 05/01/2023 – 05/31/2023	1859	1466	4,227,889	2,884	@0.01033 = \$29.08 + \$30 base = \$59.08
June Billing 06/01/2023 – 06/28/23	1870	1473	5,042,525	3,423	@0.01033 = \$35.36 + \$30 base = \$65.36

The above numbers include all three systems.

**Water System Overview:**

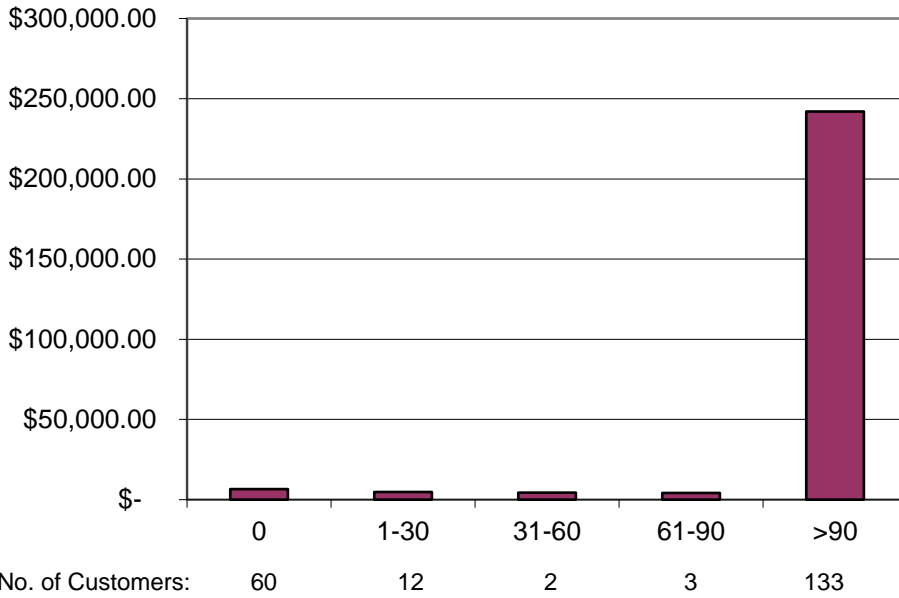
The current residential customer count is as follows:

- Phase 1 – 820 total customers; 213 availability accounts and 607 metered accounts.
- Phase 2 – 690 total customers; 184 availability accounts and 506 metered accounts.
- Kittrell – 360 total customers; 0 availability and 360 metered accounts.

There is a total of 1870 VCWD customers committed to the system with 1473 metered customers.

Vance County Water District  
 Operations Report  
 June 2023

**Availability Aging Report for VANCE COUNTY**

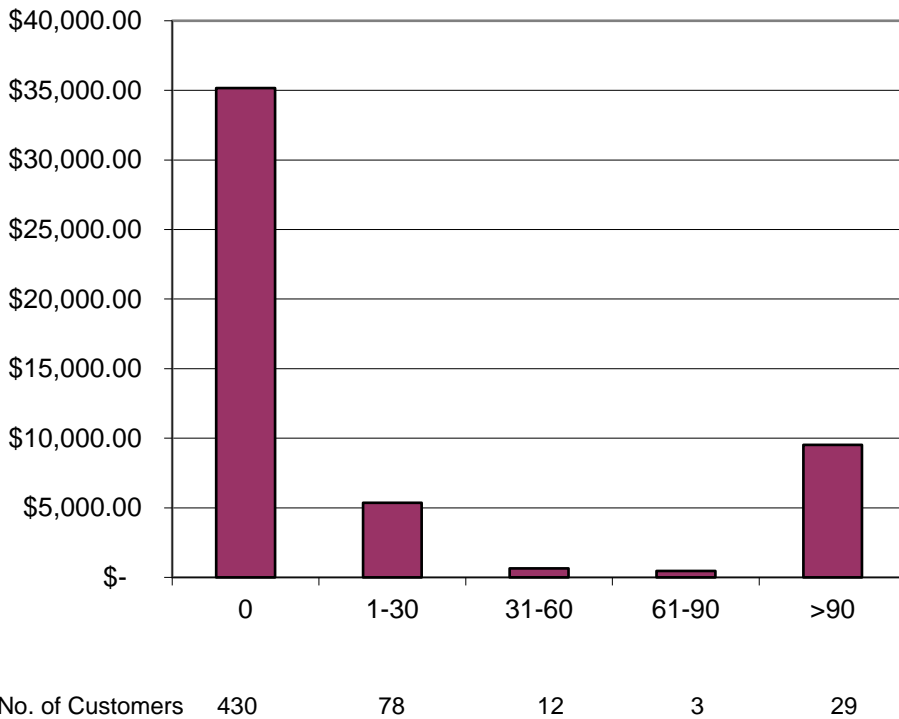


**Vance County  
 Availability Accounts AR\***

Age	Current Month
0	\$6,649.23
1-30	\$4,712.60
31-60	\$4,347.00
61-90	\$4,257.79
>90	\$242,069.82

**Total Availability AR to Date:**  
 \$262,036.44

**Metered Aging Report for VANCE COUNTY**



**Vance County  
 Metered Accounts AR\***

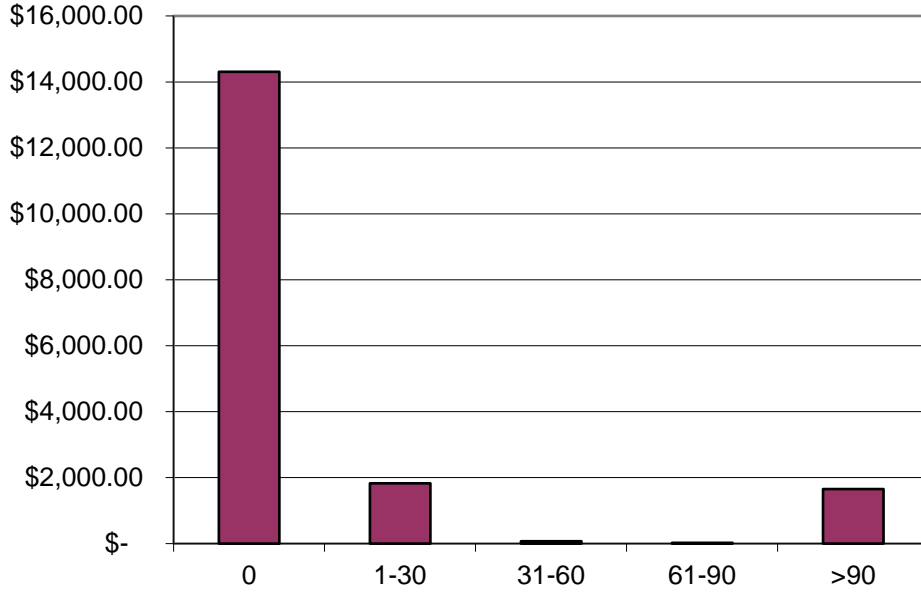
Age	Current Month
0	\$35,169.75
1-30	\$5,353.04
31-60	\$633.91
61-90	\$460.75
>90	\$9,531.98

**Total Metered AR to Date:**  
 \$51,149.43

\* Information as of June 30, 2023

Vance County Water District  
 Operations Report  
 June 2023

**Metered Aging Report for KITTRELL-VANCE**



**Kittrell  
 Metered Accounts AR\***

Age	Current Month
0	\$ 14,311.03
1-30	\$ 1,830.29
31-60	\$ 69.55
61-90	\$ 23.19
>90	\$ 1,655.09

**Total Metered AR to Date:**  
 \$17,889.15

No. of Customers: 150      31      3      1      10

\* Information as of June 30, 2023

Account Id	Account Description	Budget (\$)	Current Period		Balance	% Used
			6.1.23-6.30.23	YTD		
16-329-432900	INVESTMENT EARNINGS	2,500.00	5,236.69	39,660.52	37,160.52	1,586.4200
16-367-436701	WATER LINE REIMB-CITY	16,504.00	0	16,618.82	114.82	100.7000
16-375-437500	METERED WATER SALES	1,020,000.00	91,902.81	1,109,273.89	89,273.89	108.7500
16-375-437501	NON-METERED WATER REVENUE	105,000.00	9,079.23	95,194.15	-9,805.85	90.6600
16-375-437502	WATER - DEBT SETOFF REVENUE	5,000.00	340.01	4,259.76	-740.24	85.2000
16-376-437005	MISCELLANEOUS REVENUES	3,500.00	284.31	4,337.87	837.87	123.9400
16-376-437505	CONNECTION FEES	15,000.00	1,795.00	32,730.00	17,730.00	218.2000
16-376-437506	RECONNECT FEES	5,000.00	1,229.90	13,818.02	8,818.02	276.3600
16-376-437507	NSF CHECK FEES	-800.00	-200.00	-3,848.14	-3,048.14	0.0000
16-376-437508	LATE PAYMENT FEES	20,000.00	1,383.97	18,594.53	-1,405.47	92.9700
16-397-439710	TRANSFER FROM GENERAL FUND	93,394.00	0	0	-93,394.00	0.0000
<b>WATER DISTRICT FUND Revenue Totals</b>		<b>1,285,098.00</b>	<b>111,051.92</b>	<b>1,330,639.42</b>	<b>45,541.42</b>	

Account Id	Account Description	Budget (\$)	Current Period		Balance	% Used
			6.1.23-6.30.23	YTD		
16-660-500621	BOND PRINCIPAL - WATER	223,688.00	210,000.00	223,687.65	0.35	100.0000
16-660-500622	BOND INTEREST - WATER	322,150.00	322,150.00	322,150.00	0.00	100.0000
16-665-000000	Control Account	0	0	0	0	0
16-665-500007	RETIREMENT	0.00	1,675.40	1,675.40	-1,675.40	0
16-665-500011	TELEPHONE & POSTAGE	2,200.00	154.85	1,878.19	321.81	85.3700
16-665-500013	UTILITIES	4,900.00	403.88	4,939.42	-39.42	100.8000
16-665-500026	ADVERTISING	1,200.00	59.13	2,648.28	-1,448.28	220.6900
16-665-500033	DEPARTMENTAL SUPPLIES	30,000.00	5,664.55	60,265.52	-30,265.52	200.8900
16-665-500044	SPECIAL CONTRACTED SERVICES	0.00	35.49	402.30	-402.30	0
16-665-500045	CONTRACTED SERVICES	280,000.00	71,272.92	330,454.11	-50,454.11	118.0200
16-665-500054	INSURANCE & BONDS	2,600.00	0	2,391.63	208.37	91.9900
16-665-500079	PURCHASED WATER	270,000.00	26,434.38	250,737.48	19,262.52	92.8700
16-665-500088	BANK SERVICE CHARGES	2,500.00	184.50	2,879.03	-379.03	115.1600
16-665-500283	DEBT SERVICE RESERVE	54,584.00	0	0	54,584.00	0.0000
16-665-500286	SYSTEM MAINTENANCE	65,000.00	3,972.00	38,053.10	26,946.90	58.5400
16-665-500347	PERMITS	2,700.00	0	2,520.00	180.00	93.3300
16-665-500390	DEPRECIATION EXPENSE	23,576.00	0	0	23,576.00	0.0000
<b>WATER DISTRICT FUND Expenditure Totals</b>		<b>1,285,098.00</b>	<b>642,007.10</b>	<b>1,244,682.11</b>	<b>40,415.89</b>	

**Revenue - Expenses = \$ (530,955.18) \$85,957.31**

*Committee Reports  
and Recommendations*

# Vance County

## Committee Reports and Recommendations

### August 7, 2023

#### Properties Committee

**Green Rural Redevelopment Lease Termination.** The Properties Committee (Commissioners Brummitt and Taylor, Alston absent); Kelly attending, met on July 17, 2023. The Committee discussed the Green Rural Redevelopment Organization (GRRO) lease at Eaton-Johnson Middle School. The nonprofit requested the Board of Commissioners to terminate their lease with the County due to the inability to use the space adequately. The nonprofit requested the lease be terminated effective July 31, 2023. *Recommendation: The Committee unanimously recommended to the Board of Commissioners to terminate the lease between Vance County and the Green Rural Redevelopment Organization effective July 31, 2023.*

The Committee also discussed storage needs for evidence and vehicles at the Sheriff's Office. Currently the Sheriff's Office has a lease for an outside storage facility. The current lease is \$600 per month for outdoor storage and \$985 for indoor storage. In order to protect evidence and lessen liability, the Sheriff's Office is requesting indoor storage space. The Committee directed the staff to explore the unused space at the current DSS Building. The entire campus is owned by the County. The Committee also asked for other options for indoor storage based on current and future needs and bring a recommendation back to the Committee. *For your information.*

#### Planning/Environmental Committee

**Solid Waste.** The Planning/Environmental Committee (Commissioners Brummitt, Feimster and Kelly); Taylor attending, met on July 17, 2023. The Committee discussed litter within the County. Commissioner Brummitt informed the Committee that the property owner along Brodie Road, where significant illegal dumping occurs, has agreed to put up fencing and cameras to prevent those activities. Also, Solid Waste Director Jason Falls informed the Committee that GFL Environmental Inc. has agreed to waive all disposal fees for any NCDOT collected illegal dumping cleanup. This allows NCDOT to provide illegal dumping cleanup without any external budget impacts. The Committee also discussed the County's littering ordinance and North Carolina General Statutes penalties regarding littering and illegal dumping. Committee members agreed the state statute should be used in prosecutions and directed staff to convene a meeting with the Sheriff and District Attorney to discuss increased enforcement of illegal dumping statutes. As a method of further deterring illegal dumping on Brodie Road, the Committee agreed to recommend to the Board to open the Brodie Road Convenience Site on Sundays from 11am to 6pm. Finally, Director Falls recommended to the Committee, due to significant yard waste disposal in the County, to adjust the County's fee schedule to including charging all customers \$40 per ton for yard and tree wastes if utilizing a dump trailer and/or dump truck for disposal. Users would be allowed one load free upon their initial visit. The Board unanimously agreed with the staff recommendation. *Recommendation: The Committee unanimously recommended to increase the operating hours of the Brodie Road Convenience Site to Sundays from 11am to 6pm and to adjust the county fee schedule to include a \$40 per ton fee for all customers disposing of yard and tree wastes if utilizing a dump trailer and/or dump truck for disposal.*

### **Public Safety Committee**

**Fire Services Study Proposals.** The Public Safety Committee (Commissioners Brummitt, Alston, and Faines); Taylor attending, met on July 26, 2023. The Committee discussed the fire services study proposals from six firms on June 10, 2023. The Interim County Manager informed the Committee staff reviewed all six proposals on July 5, with follow up calls to the two top scoring firms on July 6 and 7. After scoring and phone interviews, the Interim County Manager informed the Committee the recommended firm was AP Triton due to their robust and thorough proposal and extensive North Carolina knowledge. Committee members inquired about the CRISISTEC proposal, noting their experience in rural, small North Carolina counties. Staff indicated that while CRISISTEC has extensive knowledge in the Emergency Management Services field, they do not have anyone on staff with Fire Services experience. The Committee supported the staff recommendation of AP Triton as the firm to conduct the Vance County Fire Services Study. *Recommendation: Award the contract to AP Triton to conduct the Vance County Fire Services Study, subject to project oversight from the Public Safety Committee and the Fire Commission.*





# Vance COUNTY

NORTH CAROLINA

## Vance County Solid Waste Department

156 Church Street, Suite 3  
Henderson, NC 27536

Ph: (252) 738-2080  
Fax: (252) 738-2089

## MEMORANDUM

To: Frank Carpenter, NCDOT Maintenance Engineer  
Randy Deming, GFL General Manager

From: Jason Falls *JF*

Date: July 18, 2023

Re: NCDOT Roadside Trash

In an effort by the County Commissioners to improve the appearance of Vance County, several commissioners requested that county staff ask GFL to consider waiving fees for any illegally dumped roadside trash and/or litter bags delivered by NCDOT to the transfer station.

*Randy Deming, General Manager for GFL via email on July 18, 2023 (attached) approved the waiver of any NCDOT delivered, illegally dumped trash found on the right-of-way (ROW) of any Vance County state owned roadway. This includes any NCDOT delivered, litter bags set aside along ROW by community groups, individuals, or other volunteers that have put in an official request to NCDOT to pick up bags on their sponsored highway or other roadside cleaned.*

Fees will only be waived for NCDOT delivered, illegally dumped trash and/or litter bags picked up by NCDOT personnel. There will be no waiver of fees for contracted litter crews employed by the state, or for any other State funded construction, repair, bridge/roadway project, or general operations/project that results in trash generation. Furthermore, there will be no waiver of fees for any other customer with regards to cleanup of trash along the ROW.

It is imperative that NCDOT personnel communicate to the GFL scale house attendant that their load consists of illegally dumped trash within the ROW of Vance County and/or litter bags collected along the shoulder of a recent litter collection event. If not communicated, the scale house attendant will charge the load accordingly to their published rates. Implementation of this policy would go into effect beginning Tuesday, August 1, 2023.

JF/jf

xc: Scott Elliott, County Manager  
Chris Dillon, Assistant County Manager



# Vance COUNTY

NORTH CAROLINA

## Vance County Solid Waste Department

156 Church Street, Suite 3  
Henderson, NC 27536

Ph: (252) 738-2080  
Fax: (252) 738-2089

## MEMORANDUM

To: Chris Dillon  
From: Jason Falls *JF*  
Date: July 5, 2023  
Re: Yard Waste Fee Schedule Change

Staff has been faced with some customers arriving to the Yard Waste Facility stating that they have large quantities of wood waste that they need to get rid of and want to dump the debris free of charge due to them paying the annual solid waste user fee. Staff has informed them that the county's disposal space is limited and that it cannot accept an "acre here or an acre there" from them or anybody else due to grinding costs and space availability. To reduce future misuse, high grinding and management costs, County staff requests that there be an amendment to the Solid Waste Department's fee schedule for the receipt of yard/wood wastes at the Vance County Yard Waste Facility located on Highway 39N. **The fee adjustment would include charging all customers \$40.00/ton for yard and tree wastes if utilizing a dump trailer and/or dump truck for disposal. All other standard size trucks, trailers, and/or farm trucks/trailers would continue to dump for free.**

Dump trailer/trucks are typically used and recognized by staff and others as a "commercial business" when using the yard waste facility. While there may be some legitimate residential users using this type of equipment for meeting their disposal needs, this policy would apply to them as well. While this group is small in numbers, some make feel singled out due to this policy. To assist in the transition, it is recommended if approved by the Board of County Commissioners; to allow the dump truck/trailer user to dump one load free upon his/her initial visit. After that, customer will be charged accordingly.

If you any questions, please do not hesitate to contact me.

JF/jf

xc:File

*Finance Director's  
Report*

**Vance County**  
**Finance Director's Report to the Board**  
**August 7, 2023**

**A. Sheriff's Office Fee Schedule.** The fee schedule for printing posted signs that was originally taken to the Board during the budget process needs to be amended. The company that did the printing went out of business and the new fees need to reflect the new charges.  
*Recommendation: Change the Posted Property & Posted Signs fee from \$1.50 to \$1.80.*

**Vance County  
Fiscal Year 2023-2024  
Fee Schedule**

**Department: Sheriff**

Fee Type	Fee Details	Fee
<b>Civil Service Papers</b>	per defendant	\$ 30.00
<b>Gun Permits</b>	each permit to purchase	\$ 5.00
	each new concealed handgun permit	\$ 90.00
	each renewal concealed handgun permit	\$ 75.00
<b>Fingerprinting</b>	each fingerprint card	\$ 10.00
<b>Posted Property &amp; Posted Signs</b>	each posted property sign	\$ 1.50
	each posted property application	\$ 10.00
<b>Writs of Execution (Periodic)</b>		5% of first \$500
		2.5% over \$500
<b>Reimbursements: Out-of-County</b>	per mile	IRS Standard Mileage Rate
<b>Transport of Mental Patients</b>	<i>hourly rate of pay for Deputy</i>	\$ 22.00

*County Manager's  
Report*

**Vance County**  
**County Manager's Report to the Board**  
**August 7, 2023**

- A. County Fire Department Staffing Needs.** As the board is aware, as part of the FY 2023-24 budget approval motion, the majority of the funding in the County's fire department budget was frozen. The June 14, 2023 motion reads as follows:

Motion was made by Commissioner Dan Brummitt to freeze all vacant positions at the Vance County Fire Department, freeze the fire department budget except for salaries, operating expenses and debt that is due; any equipment or other spending will come before the board for approval until the fire study is complete; freeze the four new part time positions included in the budget's fire fund; and no increase in the capital contribution to volunteer departments until after the fire study is complete. This motion was seconded by Commissioner Carolyn Faines and vote was ayes – five (5); noes – two (2), with the dissenting votes being cast by Commissioner Archie B. Taylor, Jr. and Commissioner Thomas S. Hester, Jr.

In terms of the full-time positions, it was my understanding that (at the time of the motion) four (4) vacant full-time positions should remain vacant until the fire study is completed. Since the time of the motion, three (3) full-time firefighters have left the department. The attached email from the fire chief further explains his staffing quandary. *Recommendation: Allow the Vance County Fire Department to fill the newly vacated three (3) firefighter positions and keep the prior four (4) positions frozen.*

- B. Expanded GREAT Grant (Broadband) Funding through CAB.** Vance County is now eligible to receive additional broadband funding beyond the "Round 1" award of \$2.3M. Vance County has a \$750,000 match on the Round 1 money. Round 2 of funding with no match requirement on behalf of Vance County would be \$3.7M. The next eligible broadband project that the State has identified was originally submitted by Zitel at a cost of \$3.7M. It is anticipated that the State (Broadband Infrastructure Office within the Division of Broadband and Digital Equity at the NC Department of Information Technology) would provide between \$2.5 – 2.8M in state funding via their CAB (Completing Access to Broadband) program. Zitel would then be responsible to pick up the difference (approximately \$1M) to implement the \$3.7M project. Staff has spoken directly with the State Broadband Office as well as company officials with Zitel. Zitel states that an additional 1,080 addresses would be served; however, in total they would pass through approximately 4,000 homes. Attached you will find an email from the State that further elaborates on this opportunity. *Recommendation: Direct the County Manager to reply back to the State regarding Vance County's desire to pursue this funding with no match requirement from the County.*

**From:** Chris Wright <[CWright@vancecounty.org](mailto:CWright@vancecounty.org)>

**Sent:** Tuesday, July 25, 2023 9:28 AM

**To:** Scott Elliott <[selliott@vancecounty.org](mailto:selliott@vancecounty.org)>

**Cc:** Argretta Johen <[AReid@vancecounty.org](mailto:AReid@vancecounty.org)>; Katherine Bigelow <[KBigelow@vancecounty.org](mailto:KBigelow@vancecounty.org)>; Chris Dillon <[cdillon@vancecounty.org](mailto:cdillon@vancecounty.org)>

**Subject:** Fire Department Positions

The Vance County Fire Department is at an all-time critical staffing level. We currently have a total of 7 full-time positions vacant as of July 23, 2023. I understand the BOC froze a total of 4 positions. Three of those positions were new Fire Engineer positions. Each shift operates with a Battalion Chief, Fire Captain, Fire Engineer, Firefighter and a Part-time position. As we are all aware part-time positions are difficult to fill on a daily basis. I am requesting that 4 of the 7 positions be filled in order for each shift to be fully staffed. NCOSFM requires the Vance County Fire Department to operate with a minimum of 19 members. With our current vacancies we are operating at that very minimum of 19. If I were to lose another position, then our ISO rating could be jeopardized and placed on probation for not meeting the minimum staffing requirements. Not having the ability to fill these positions places our staff members in jeopardy because there is safety in numbers and fighting fires, especially in this heat we are experiencing, jeopardizes their health as well. Again, we cannot always depend on part-time and volunteers to increase these numbers. In the event that our ISO rating is jeopardized, or an employee is injured or even worse, who will be responsible to answer all the questions that will arise. I am also requesting that capital and non-capital be unfrozen in order to provide the need safety equipment in order to protect what employees that we do have. The fire study will not probably be completed until sometime next year and we know that will have an impact on FY 24-25 budget. A public safety department cannot provide a quality service on these terms set by our BOC. The Vance County Fire Department is a vital support organization throughout Vance County.

***Chris Wright, Fire Chief / Fire Marshal***

***Vance County Fire Department***

***188 Bickett Street***

***Henderson, NC 27536***

***(252) 438-6656 Ext. 2: Office***

***(252) 213-3285: Cell***



**From:** Gerger, Shanon M <[shanon.gerger@nc.gov](mailto:shanon.gerger@nc.gov)>  
**Sent:** Monday, July 31, 2023 10:16 AM  
**To:** Scott Elliott <[selliott@vancecounty.org](mailto:selliott@vancecounty.org)>  
**Cc:** Katherine Bigelow <[KBigelow@vancecounty.org](mailto:KBigelow@vancecounty.org)>  
**Subject:** Unfunded GREAT Applications Follow Up

Mr. Elliott:

The Broadband Infrastructure Office (Office) within the Division of Broadband and Digital Equity (Division) at the NC Department of Information Technology (NC DIT) would like to update you on the status of the GREAT Grant Program and other opportunities for broadband projects in your county.

As you know, the Office has awarded a project in your county from the GREAT Grant Program and has contracted nearly all the initial \$272 million in GREAT Grant Awards under the American Rescue Plan Act funding. On July 6, 2023, the Office announced contingent awards for 33 additional projects in 33 counties using the remaining balance of the \$350 million of American Rescue Plan Act funds appropriated towards the program.

While your county was not one of those 33, we would like to inform you of an option to choose the next highest scoring GREAT Grant project application in your county to be funded by the Completing Access to Broadband (CAB) program.

Session Law 2021-180 states, "In collaboration with the Broadband Infrastructure Office, a county may request funding under this section for either a defined eligible project area that is mutually identified by the county and the Office or for a project that was not awarded a grant in the most recent round of grant awards under G.S. 143B-1373." Your county now has the option to choose the unfunded GREAT application described in this letter using the match requirements of the GREAT Program. Choosing this option does not prohibit your county from also participating in the CAB program, though each county is limited to \$8 million per fiscal year out of the CAB Fund, and the amount the Office contributes to this project would count towards that total. If you decline this project, you may still choose to work with the Office in the full CAB Program or choose not to participate in broadband efforts in partnership with NC DIT.

The current GREAT application in your county that is eligible for an award is from Zitel, LLC for the project entitled, Vance County Phase 1", to serve approximately 1080 households and businesses. Please refer to the attached map and .csv file for a reference of the proposed locations to be served by the project. Based on the application, it appears that this project did not identify the county as a partner and you have no obligations to contribute to the project; however, the Office must have the county's approval in order to make a contingent award to the provider and proceed towards contracting.

In order for the Office to proceed, please reply all to this email and indicate whether you choose to award or decline the referenced project. If you choose to award the project, we will follow up with documentation for signature to reflect that decision.

Sincerely,

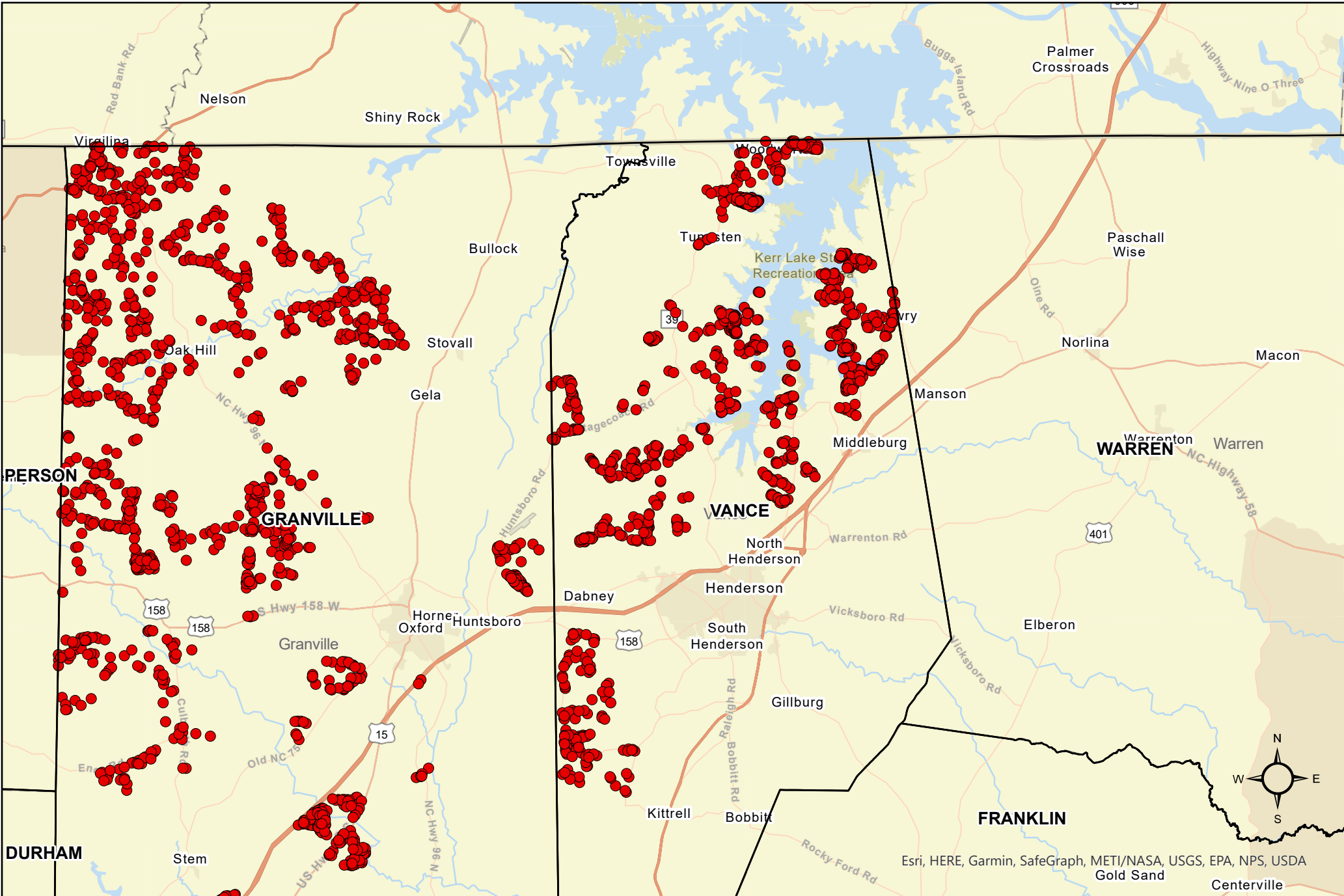
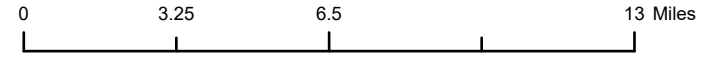
**Shanon Gerger, Grant Manager** (she/her)  
Broadband Infrastructure Office  
Division of Broadband and Digital Equity  
N.C. Department of Information Technology  
Email: [Shanon.Gerger@nc.gov](mailto:Shanon.Gerger@nc.gov)  
Work Cell: 984-800-7352

# NC GREAT Unfunded Application

Application: 1000014222

Applicant: Zitel

● Remaining Eligible Application Locations (2,477)



*County Attorney's  
Report*

**RESOLUTION AUTHORIZING UPSET BID PROCESS  
FOR SALE OF REAL PROPERTY  
309 S. College Street, Henderson, NC 27536**

**WHEREAS**, Vance County owns certain real property with an address of **309 S. College Street, Henderson, North Carolina**, and more particularly described by the Vance County Tax Department as Parcel Number **0025 12022**; and

**WHEREAS**, North Carolina General Statute §160A-269 permits the county to sell real property by upset bid, after receipt of an offer for the property; and

**WHEREAS**, the County has received an offer to purchase the real property described herein above in the amount of **\$4,232.00** subject to the terms and conditions as included in the submitted offer to purchase bid, submitted by **Nahid Sanaei** and

**WHEREAS**, **Nahid Sanaei** has paid the required deposit in the amount of **\$750.00** with the offer.

**THEREFORE, THE VANCE COUNTY BOARD OF COMMISSIONERS RESOLVES THAT:**

1. The Board of County Commissioners declares the real property described above surplus and authorizes its sale through the upset bid procedure of North Carolina General Statute §160A-269.
2. A notice of the proposed sale shall be published which shall describe the property and the amount of the offer and shall require any upset offer be subject to the same terms and conditions as contained therein except for the purchase price.
3. Any person may submit an upset bid to the Clerk to the Board of County Commissioners within 10 days after the notice of sale is published. Once a qualifying higher bid has been received, that bid will become the new offer.
4. If a qualifying bid is received, a new notice of upset bid shall be published and shall continue to do so until a 10-day period has passed without any qualifying upset bid having been received. At that time, the amount of the final high bid shall be reported to the Board of County Commissioners.
5. A qualifying higher bid is one that raises the existing offer by the greater of \$750 or ten percent (10%) of the first \$1,000.00 of that offer and five percent (5%) of the remainder of the offer and is subject to the same terms and conditions of the previous bid.
6. A qualifying higher bid must also be accompanied by a deposit in the amount of the greater of \$750 or five percent (5%) of the bid, which may be made by cashier's check or certified funds. The County will return the deposit of any bid not accepted and will return the bid of an offer subject to upset if a qualifying higher bid is received.

7. The terms of the final sale are that the Board of County Commissioners must approve the final high offer before the sale is closed and the buyer must pay with certified funds or wire transfer the bid amount and any other amounts as required pursuant to the terms and conditions of the bid at the time of closing, which shall be no later than 30 days following the approval by this Board of the final bid. The real property is sold in its current condition, as is, and the County gives no warranty with respect to the usability of the real property or title. Title will be delivered at a closing by a **Non Warranty Deed**, subject to exceptions for ad valorem taxes, assessments, zoning regulations, restrictive covenants, street easements, rights of others in possession and any other encumbrances of record. Buyer shall pay for preparation and recording of the Deed and revenue stamps.
8. The County reserves the right to withdraw the property from sale at any time before the final high bid is accepted **and the right to reject all bids at any time.**
9. If no qualifying upset bid is received, the Board of County Commissioners will accept or reject the bid submitted within 60 days after the close of the 10-day upset period.

**This the 7<sup>th</sup> day of August, 2023.**

---

**Yolanda J. Feimster, Chair**  
**Vance County Board of Commissioners**

**ATTEST:**

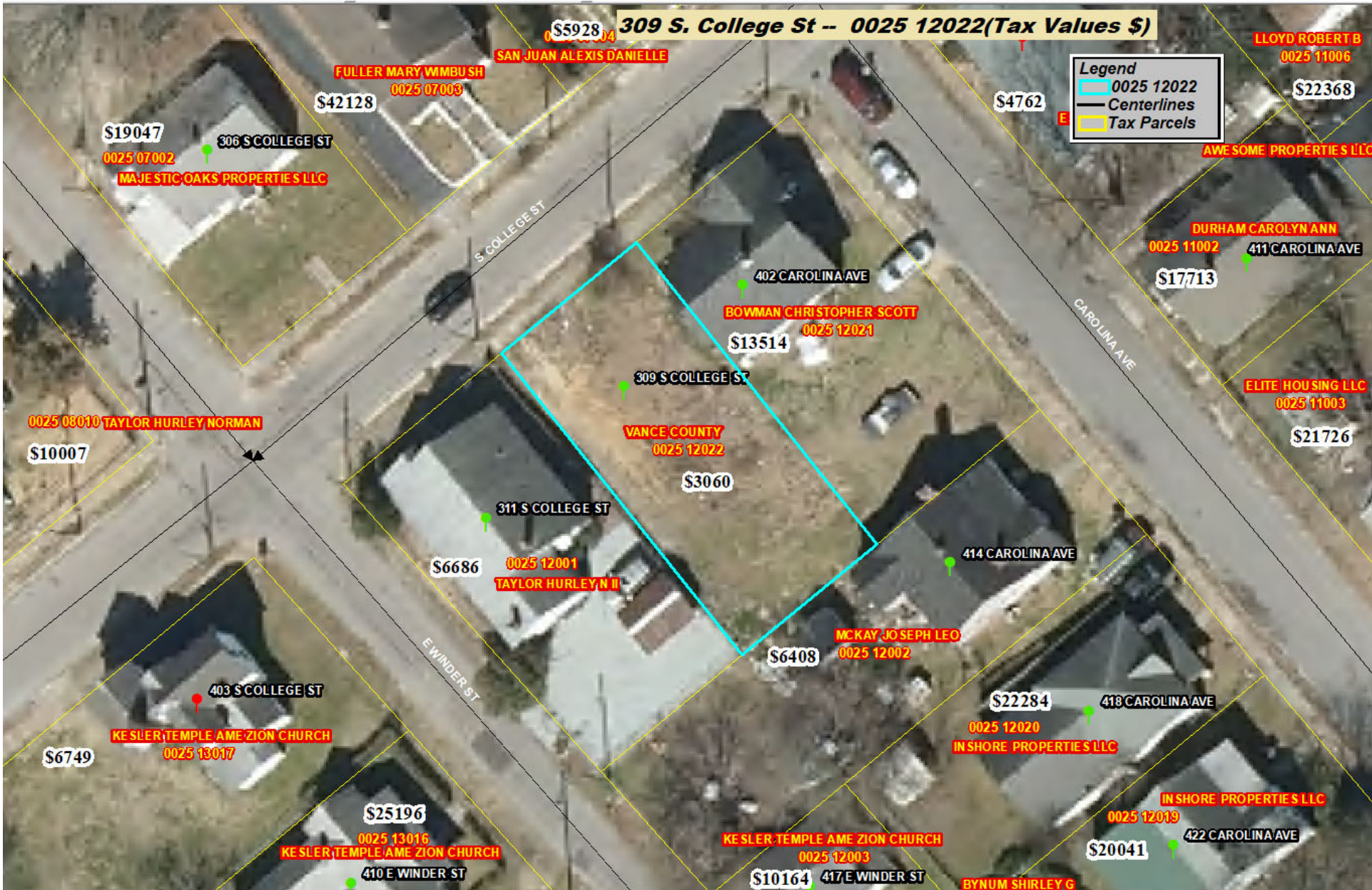
---

**Kelly H. Grissom, Clerk to the Board**

**309 S. College Street (0025 12022)**



<b>Offer to Purchase</b>	\$ 4,232
<b>Condition</b>	County owned since August 2010; vacant lot consisting of .10 acre; located in the ETJ and zoned R6 – High Density Residential (City-ETJ Zoning)
<b>Property Value</b>	\$3,060
<b>Demolition</b>	\$7,240
<b>Attorney Fees</b>	\$1,223
<b>Buyer</b>	Nahid Sanaei



**RESOLUTION AUTHORIZING UPSET BID PROCESS  
FOR SALE OF REAL PROPERTY  
Tiny Broadwick Road Lot, Henderson, NC 27536**

**WHEREAS**, Vance County owns certain real property with an address of **Tiny Broadwick Road Lot, Henderson, North Carolina**, and more particularly described by the Vance County Tax Department as Parcel Number **0215 01014B**; and

**WHEREAS**, North Carolina General Statute §160A-269 permits the county to sell real property by upset bid, after receipt of an offer for the property; and

**WHEREAS**, the County has received an offer to purchase the real property described herein above in the amount of **\$938.00** subject to the terms and conditions as included in the submitted offer to purchase bid, submitted by **Wilmer Stanfield** and

**WHEREAS**, **Wilmer Stanfield** has paid the required deposit in the amount of **\$750.00** with the offer.

**THEREFORE, THE VANCE COUNTY BOARD OF COMMISSIONERS RESOLVES THAT:**

1. The Board of County Commissioners declares the real property described above surplus and authorizes its sale through the upset bid procedure of North Carolina General Statute §160A-269.
2. A notice of the proposed sale shall be published which shall describe the property and the amount of the offer and shall require any upset offer be subject to the same terms and conditions as contained therein except for the purchase price.
3. Any person may submit an upset bid to the Clerk to the Board of County Commissioners within 10 days after the notice of sale is published. Once a qualifying higher bid has been received, that bid will become the new offer.
4. If a qualifying bid is received, a new notice of upset bid shall be published and shall continue to do so until a 10-day period has passed without any qualifying upset bid having been received. At that time, the amount of the final high bid shall be reported to the Board of County Commissioners.
5. A qualifying higher bid is one that raises the existing offer by the greater of \$750 or ten percent (10%) of the first \$1,000.00 of that offer and five percent (5%) of the remainder of the offer and is subject to the same terms and conditions of the previous bid.
6. A qualifying higher bid must also be accompanied by a deposit in the amount of the greater of \$750 or five percent (5%) of the bid, which may be made by cashier's check or certified funds. The County will return the deposit of any bid not accepted and will return the bid of an offer subject to upset if a qualifying higher bid is received.



7. The terms of the final sale are that the Board of County Commissioners must approve the final high offer before the sale is closed and the buyer must pay with certified funds or wire transfer the bid amount and any other amounts as required pursuant to the terms and conditions of the bid at the time of closing, which shall be no later than 30 days following the approval by this Board of the final bid. The real property is sold in its current condition, as is, and the County gives no warranty with respect to the usability of the real property or title. Title will be delivered at a closing by a **Non Warranty Deed**, subject to exceptions for ad valorem taxes, assessments, zoning regulations, restrictive covenants, street easements, rights of others in possession and any other encumbrances of record. Buyer shall pay for preparation and recording of the Deed and revenue stamps.
8. The County reserves the right to withdraw the property from sale at any time before the final high bid is accepted **and the right to reject all bids at any time.**
9. If no qualifying upset bid is received, the Board of County Commissioners will accept or reject the bid submitted within 60 days after the close of the 10-day upset period.

**This the 7<sup>th</sup> day of August, 2023.**

---

**Yolanda J. Feimster, Chair**  
**Vance County Board of Commissioners**

**ATTEST:**

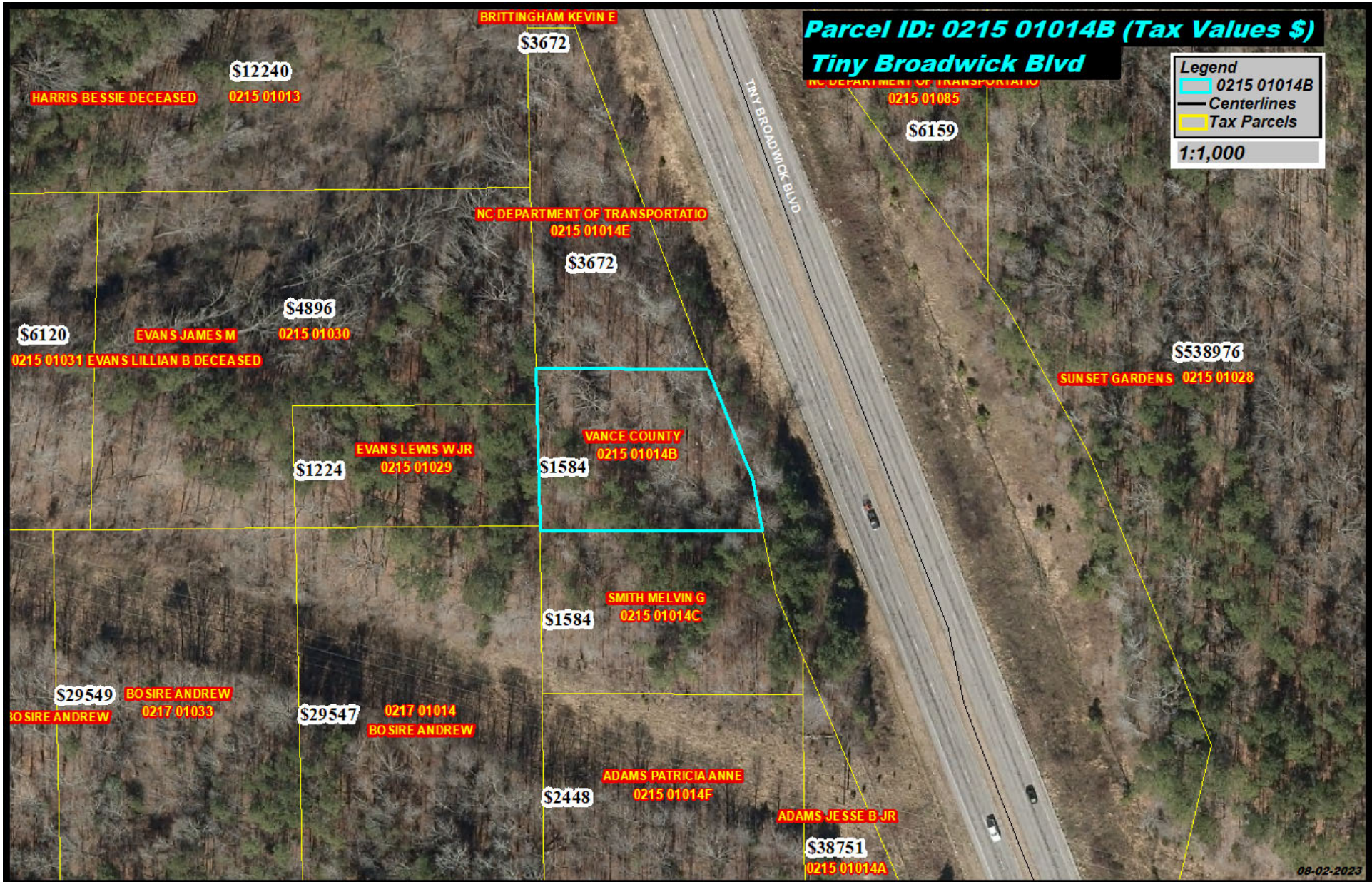
---

**Kelly H. Grissom, Clerk to the Board**

**Tiny Broadwick Road Lot (0215 01014B)**



<b>Offer to Purchase</b>	\$ 938.00
<b>Condition</b>	County owned since August 2014; vacant lot consisting of .55 acre; located in the ETJ and zoned R20 – Low Density Residential (City-ETJ Zoning)
<b>Property Value</b>	\$1,584
<b>Attorney Fees</b>	\$1,876
<b>Buyer</b>	Wilmer Stanfield



# *Consent Agenda Items*

Budget Amendments  
Tax Refunds and Releases  
Minutes

Monthly Reports  
911 Emergency Operations  
Administrative Ambulance Charge-Offs  
Cooperative Extension  
EMS  
Human Resources  
Information Technology  
Planning and Development  
Parks and Recreation  
Tax Office  
Veterans Service

**VANCE COUNTY BUDGET AMENDMENT REQUEST**  
2023-2024 Fiscal Year

A request to amend the 2022-2023 Vance County Budget is hereby submitted to the Vance County Board of Commissioners as follows:

**Revenue Amendment Request**

DESCRIPTION	ACCOUNT NUMBER	REVENUE INCREASE (DECREASE)
Misc. Revenues	10-359-435917	(382.00)

TOTAL REVENUE INCREASE (DECREASE) \$                     (382.00)

Reason for Revenue Amendment Request: Asset forfeiture adjustment to balance to the DOJ balance

---



---

**Expenditure Amendment Request**

DESCRIPTION	ACCOUNT NUMBER	EXPENSE INCREASE (DECREASE)
Sheriff Interdiction Funds	10-517-500033	382.00

TOTAL \$                     382.00

Reason for Expense Amendment Request: Asset forfeiture adjustment to balance to the DOJ balance

---



---

Requested by: \_\_\_\_\_ Date \_\_\_\_\_

APPROVED: VANCE COUNTY BOARD OF COMMISSIONERS IN MEETING OF _____ _____ Kelly Grissom , Clerk VANCE COUNTY BOARD OF COMMISSIONERS
---

Reviewed by  
Finance Office \_\_\_\_\_

**Vance County Budget Amendment Request  
2023-2024 Fiscal Year**

Budget Amendment No. 3

**Fund Name:** Emergency Telephone System  
**Department Name:** Emergency Management

Account Number	Description	Reason	Approved 24 Budget	Increase	Decrease	Amended Budget
<b>REVENUES</b>						
71-329-432900	INVESTMENT EARNINGS		(5,000)			5,000
71-371-437103	911 ETS FUNDS		(385,726)	(1,531)		384,195
71-399-439900	FUND BALANCE APPROPRIATED	per E911 Board	(214,890)		(30,932)	(245,822)
						-
		<b>TOTAL REVENUES</b>	<b>(605,616)</b>	<b>(1,531)</b>	<b>(30,932)</b>	<b>635,017</b>

<b>EXPENDITURES</b>						
71-751-500011	TELEPHONE & POSTAGE		30,000			30,000
71-751-500014	TRAVEL/TRAINING		10,000			10,000
71-751-500016	MAINTENANCE EQUIPMENT		100,000			100,000
71-751-500021	EQUIPMENT RENTAL					-
71-751-500033	DEPARTMENTAL SUPPLIES		12,000	(1,531)		10,469
71-751-500045	CONTRACTED SERVICES					-
71-751-500062	SPECIAL PROJECTS					-
71-751-500074	CAPITAL OUTLAY	per E911 Board	435,616	30,932		466,548
71-751-500085	NON-CAPITALIZED ASSETS		18,000			18,000
71-751-500120	ACCESS SERVICES-CELLUAR					
71-751-500153	LEASE PURCHASE PRINCIPAL					
71-751-500154	LEASE PURCHASE INTEREST					
71-751-500307	911 ADDRESSING					
71-751-500308	DATABASE PROVISIONING					
		<b>TOTAL EXPENDITURES</b>	<b>605,616</b>	<b>29,401</b>	<b>-</b>	<b>635,017</b>

Reason: To correct budget to balance with the E911 Board

**TAX OFFICE REFUND AND RELEASE REPORT FOR JUNE 2023**

<b>TAXPAYER NAME</b>	<b>TAX YR</b>	<b>REAL</b>	<b>PERSONAL</b>	<b>SOLID WASTE FEE</b>	<b>REASON</b>
NEWTON ROBERT L JR	2022	0	3.77	0	PERS PROP BILLED
TOTAL			3.77		
GRAND TOTAL	3.77				

HENDERSON-VANCE COUNTY 911

NUMBER OF CALLS REPORT BY COMPLAINT (ALL UNITS)

TOTAL


8,630

TIME PERIOD: 07/01/2023 00:00:00 Through 07/31/2023 23:59:59

DEPARTMENT	COMMENT	TOTAL	COUNTY	CITY	STATE	OTHER
911 GENERAL CLEAR	Other Dispatch	175				175
AFTON VOLUNTEER FIRE DEPARTMENT	County VFD Dispatch	0	0			
AMERICAN RED CROSS	Other Dispatch	0				0
BEARPOND VOLUNTEER FIRE DEPARTMENT	County VFD Dispatch	53	53			
BERTIE AMUBLANCE SERVICE	City & County Dispatch	0				0
CAROLINA AIR CARE	Other Dispatch	0				0
CASWELL COUNTY EMS	Out of County Mutual Aid	0				0
COKESBURY VOLUNTEER FIRE DEPARTMENT	County VFD Dispatch	17	17			
CSX RAILROAD	Other Dispatch	2				2
DREWRY VOLUNTEER FIRE DEPARTMENT	County VFD Dispatch	16	16			
DUKE LIFE FLIGHT	Other Dispatch	9				9
CENTURYLINK	Other Dispatch	0				0
DUKE ENERGY	Other Dispatch	15				15
EPSOM VOLUNTEER FIRE DEPARTMENT	County VFD Dispatch	16	16			
FRANKLIN COUNTY EMS	Out of County Mutual Aid	0				0
GRANVILLE COUNTY EMS	Out of County Mutual Aid	1				1
HENDERSON FIRE DEPARTMENT	City Dispatch	347		347		
HENDERSON POLICE DEPARTMENT	City Dispatch	3046		3046		
HENDERSON STREET DEPT	City Dispatch	3		3		
HENDERSON WATER DEPARTMENT	City Dispatch	16		16		
HICKSBORO VOLUNTEER FIRE DEPARTMENT	County VFD Dispatch	41	41			
KITRELL VOLUNTEER FIRE DEPARTMENT	County VFD Dispatch	36	36			
NORTH CAROLINA DEPT OF PARKS	State Dispatch	11			11	
NORTH CAROLINA DEPT OF TRANSPORTATION	State Dispatch	13			13	
NORTH CAROLINA DIVISION OF MOTOR VEHICLES	State Dispatch	0			0	
NORTH CAROLINA FORESTRY SERVICE	State Dispatch	1			1	
NORTH CAROLINA MEDICAL EXAMINER	State Dispatch	2			2	
NORTH CAROLINA PROBATION & PAROLE	State Dispatch	1			1	
NORTH CAROLINA STATE HIGHWAY PATROL	State Dispatch	86			86	
NORTH CENTRAL MEDICAL TRANSPORTS	City & County Dispatch	0	0			
NORTH CAROLINA WILDLIFE	State Dispatch	1			1	
PUBLIC SERVICE GAS	Other Dispatch	3				3
RIDGEWAY VOLUNTEER FIRE DEPARTMENT	County VFD Dispatch	0	0			
TOWNSVILLE VOLUNTEER FIRE DEPARTMENT	County VFD Dispatch	37	37			
UNC AIR CARE	Other Dispatch	0				0
VANCE COUNTY AMBULANCE SERVICE (EMS)	City & County Dispatch	673	295	378		
VANCE COUNTY ANIMAL CONTROL	County Dispatch	127	127			
VANCE CO DEPT OF SOCIAL SERVICES	County Dispatch	18	18			
VANCE COUNTY EMERGENCY MANAGEMENT	City & County Dispatch	2	2			
VANCE COUNTY FIRE DEPARTMENT	County Dispatch/FIRE	132	132			
VANCE COUNTY FIRE MARSHALL	County Dispatch/FIRE	4	4			
VANCE COUNTY MAGISTRATE OFFICE	Other Dispatch	21				21
VANCE COUNTY RESCUE SQUAD	County Dispatch	37	37			
VANCE COUNTY SHERIFF DEPARTMENT	County Dispatch	3629	3629			
WAKE ELECTRIC	County Dispatch	1	1			
WAKE COUNTY EMS	Out of County Mutual Aid	0				0
WARREN COUNTY EMS	Out of County Mutual Aid	2				2
WATKINS VOLUNTEER FIRE DEPARTMENT	County VFD Dispatch	36	36			
	<b>TOTALS</b>	<b>8630</b>	<b>4497</b>	<b>3790</b>	<b>115</b>	<b>228</b>

Signature: 

Prepared by: Vivian E Lassiter, Interim Director

Signature: 

Reviewed by: William T. Fulcher Interim Operations Manager

8/2/2023



**VANCE COUNTY E911**  
**156 CHURCH ST STE 002 HENDERSON , NC 27536**

**CFS Time Summary By Department Type**  
**07/01/2023 00:00 - 07/31/2023 23:59**

Department	Total CFS	Avg Units	Min CFS	Max CFS	Avg CFS	Disp-Enr	Disp-Arr	Total Time
911 COMMUNICATIONS	175	1	00:00:04	01:39:34	00:03:01	00:00:00	00:03:58	8:50:38
DUKE LIFE FLIGHT	9	1	00:03:19	01:45:59	00:47:22	00:00:00	01:53:41	7:06:24
GRANVILLE COUNTY EMS	1	1	01:05:22	01:05:22	01:05:22	00:00:00	01:05:22	1:05:22
WARREN COUNTY EMS	2	1	00:00:42	00:21:30	00:11:06	00:00:28	00:11:06	0:22:12
<b>Totals:</b>	<b>4</b>	<b>187</b>						

**EMS**

Department	Total CFS	Avg Units	Min CFS	Max CFS	Avg CFS	Disp-Enr	Disp-Arr	Total Time
VANCE COUNTY EMS	673	2	00:00:05	03:00:33	00:41:39	00:01:00	00:10:56	467:21:06
<b>Totals:</b>	<b>1</b>	<b>673</b>						

**FIR**

Department	Total CFS	Avg Units	Min CFS	Max CFS	Avg CFS	Disp-Enr	Disp-Arr	Total Time
BEARPOND FIRE DEPARTMENT	53	2	00:02:18	01:20:06	00:17:09	00:01:22	00:16:45	15:09:09
COKESBURY FIRE DEPARTMENT	17	2	00:03:46	03:02:25	00:45:06	00:01:41	00:12:11	12:46:47
DREWRY FIRE DEPARTMENT	16	2	00:00:34	02:41:58	00:32:32	00:02:26	00:10:47	8:40:47
EPSOM FIRE DEPARTMENT	16	2	00:00:30	00:48:31	00:19:00	00:01:50	00:13:14	5:04:10
FORESTRY	1	2	01:08:00	01:08:00	01:08:00	00:01:14	03:58:36	1:08:00
HENDERSON FIRE DEPARTMENT	347	2	00:00:05	03:42:14	00:15:59	00:00:55	00:07:34	92:30:56
HICKSBORO FIRE DEPARTMENT	41	1	00:01:07	02:38:08	00:28:03	00:01:58	00:24:44	19:10:20
KITIRELL FIRE DEPARTMENT	36	2	00:03:43	02:35:49	00:24:51	00:01:41	00:08:09	14:54:53
TOWNSVILLE FIRE DEPARTMENT	37	2	00:00:55	03:43:21	00:33:44	00:02:37	00:19:42	20:48:36
VANCE COUNTY FIRE DEPARTMENT	132	2	00:00:07	03:02:25	00:21:08	00:00:59	00:09:43	46:30:33
VANCE COUNTY FIRE MARSHAL	4	1	00:11:55	01:46:32	00:45:01	00:00:00	00:05:57	3:00:07
WATKINS FIRE DEPARTMENT	36	2	00:02:07	02:48:42	00:33:02	00:00:45	00:14:16	19:49:29
<b>Totals:</b>	<b>12</b>	<b>736</b>						

**OTH**

Department	Total CFS	Avg Units	Min CFS	Max CFS	Avg CFS	Disp-Enr	Disp-Arr	Total Time
CSX RAILROAD	2	1	00:07:00	00:56:06	00:31:33	00:00:00	00:31:33	1:03:06
DEPARTMENT OF TRANSPORTATION	13	1	00:00:05	03:27:31	00:30:49	00:00:00	00:22:20	6:40:40
DUKE POWER	15	1	00:02:21	03:42:43	01:05:53	00:00:00	01:13:33	16:28:17
HIGHWAY PATROL	86	1	00:00:04	05:20:13	00:44:34	00:00:00	00:52:29	63:53:51

**OTH**

Department	Total CFS	Avg Units	Min CFS	Max CFS	Avg CFS	Disp-Enr	Disp-Arr	Total Time
KERR LAKE PARK RANGERS	11	1	00:00:05	01:56:37	00:30:45	00:00:00	00:27:22	5:38:17
MAGISTRATE	21	1	00:00:05	02:40:36	00:52:22	00:00:00	00:52:22	18:19:46
MEDICAL EXAMINER	2	1	02:02:37	04:25:59	03:14:18	00:00:27	01:33:33	6:28:36
PROBATION	1	1	03:38:46	03:38:46	03:38:46	00:00:00	00:00:03	3:38:46
PUBLIC SERVICE NATURAL GAS	3	1	00:22:35	00:27:42	00:25:55	00:00:00	00:16:04	1:17:46
STREET DEPARTMENT	3	1	00:00:18	01:31:06	00:39:16	00:00:00	00:39:16	1:57:48
VANCE CO EM	2	2	00:00:08	00:11:59	00:06:03	00:00:00	21:28:25	0:12:07
VANCE COUNTY ANIMAL CONTROL	127	1	00:00:06	04:55:00	00:30:35	00:00:15	00:22:48	64:44:20
VANCE COUNTY SOCIAL SERVICES	18	1	00:00:05	01:26:03	00:23:52	00:00:00	00:08:07	7:09:41
WAKE ELECTRIC	1	1	00:00:23	00:00:23	00:00:23	00:00:00	00:00:23	0:00:23
WATER DEPARTMENT	16	1	00:00:05	00:53:46	00:07:16	00:00:00	00:07:16	1:56:21
WILDLIFE RESOURCES COMMISSION	1	1	00:00:05	00:00:05	00:00:05	00:00:00	00:00:05	0:00:05
<b>Totals:</b>	<b>16</b>	<b>322</b>						

**POL**

Department	Total CFS	Avg Units	Min CFS	Max CFS	Avg CFS	Disp-Enr	Disp-Arr	Total Time
HENDERSON POLICE DEPARTMENT	3046	1	00:00:05	10:29:06	00:22:10	00:00:36	00:04:54	1125:30:29
<b>Totals:</b>	<b>1</b>	<b>3046</b>						

**RES**

Department	Total CFS	Avg Units	Min CFS	Max CFS	Avg CFS	Disp-Enr	Disp-Arr	Total Time
VANCE COUNTY RESCUE SQUAD	37	2	00:00:30	07:31:47	00:52:18	00:01:35	00:31:23	32:15:31
<b>Totals:</b>	<b>1</b>	<b>37</b>						

**SHE**

Department	Total CFS	Avg Units	Min CFS	Max CFS	Avg CFS	Disp-Enr	Disp-Arr	Total Time
VANCE COUNTY SHERIFF'S OFFICE	3629	1	00:00:02	11:42:26	00:28:44	00:01:14	00:05:24	1738:23:16
<b>Totals:</b>	<b>1</b>	<b>3629</b>						

**VANCE COUNTY E911**  
**156 CHURCH ST STE 002 HENDERSON , NC 27536**

**CFS Time Summary By CallType**  
**07/01/2023 00:00 - 07/31/2023 23:59**

CallType	CFS Count	Minimum	Maximum	Average	Total Time	Percentage
	7	0:00:36	0:04:51	0:02:01	0:14:07	0.007
911 HANGUP	154	0:01:56	1:57:51	0:20:21	52:15:08	1.448
ABANDONED VEHICLE	13	0:03:32	2:22:56	0:24:41	5:21:05	0.148
ABDOMINAL PAIN/PROBLEMS	20	0:01:04	1:02:57	0:31:05	10:21:54	0.287
AIRCRAFT EMERGENCY	1	0:01:31	0:01:31	0:01:31	0:01:31	0.001
ALARM - RESIDENCE/BUSINESS	270	0:01:09	1:39:39	0:18:54	85:04:58	2.358
ALARM (FIRE RELATED)	58	0:01:22	3:37:27	0:20:23	19:43:11	0.546
ALLERGIES (REACTIONS/ENVENOMATIONS)	8	0:01:54	1:09:21	0:34:41	4:37:30	0.128
ANIMAL BITES/ATTACKS	7	0:03:04	1:50:25	0:39:17	4:35:00	0.127
ANIMAL COMPLAINT	110	0:02:36	4:57:33	0:32:32	59:40:25	1.654
ARMED ROBBERY	3	0:19:46	1:07:34	0:36:32	1:49:36	0.051
ARMED SUSPECT	17	0:05:36	1:20:58	0:34:18	9:43:14	0.269
ASSAULT	40	0:00:45	2:31:34	0:35:27	23:38:19	0.655
ASSAULT/SEXUAL ASSAULT/STUN GUN	6	0:07:33	0:59:05	0:32:37	3:15:45	0.09
ASSIST ANOTHER AGENCY	37	0:03:04	3:57:14	0:39:06	24:07:14	0.668
ASSIST MOTORIST	66	0:01:09	2:20:16	0:18:37	20:28:50	0.568
BACK PAIN(NON-TRAUMATIC/NON- RECENT TRAUMA)	7	0:31:43	0:58:38	0:43:23	5:03:45	0.14
BACKCOUNTRY RESCUE	1	0:12:19	0:12:19	0:12:19	0:12:19	0.006
BOMB THREAT	1	0:01:29	0:01:29	0:01:29	0:01:29	0.001
BONDING	32	0:08:56	1:52:38	0:45:14	24:07:30	0.669
BONDSET	1	0:29:38	0:29:38	0:29:38	0:29:38	0.014
BREAKING/ENTERING MOTOR VEHICLE	34	0:00:54	1:09:01	0:33:03	18:43:49	0.519
BREATHING PROBLEMS	72	0:07:08	2:34:52	0:47:58	57:34:15	1.595
BURGLARY	26	0:11:18	1:45:45	0:44:51	19:26:17	0.539
BURNS (SCALDS)/EXPLOSION(BLAST)	2	0:03:54	0:57:51	0:30:52	1:01:45	0.029
CARDIAC/RESPIRATORY ARREST/DEATH	10	0:07:21	3:32:25	1:33:17	15:32:50	0.431
CARELESS/WRECKLESS DRIVER	60	0:02:01	3:43:36	0:22:05	22:05:53	0.612
CHASE	10	0:06:44	4:46:11	1:37:20	16:13:25	0.45

CallType	CFS Count	Minimum	Maximum	Average	Total Time	Percentage
CHEST PAINS/CHEST DISCOMFORT (NON-TRAUMATIC)	57	0:01:31	3:05:31	0:46:23	44:04:15	1.221
CHOKING	6	0:02:34	0:43:03	0:17:11	1:43:09	0.048
CIVIL DISTURBANCE	63	0:03:51	1:30:01	0:32:33	34:10:48	0.947
CIVIL SUMMONS	289	0:00:16	1:39:19	0:08:06	39:01:20	1.081
COMMUNICATING THREATS/HARASSMENT	51	0:00:20	2:46:24	0:36:05	30:41:00	0.85
CONVULSIONS/SEIZURES	40	0:01:45	1:21:17	0:38:41	25:47:50	0.715
CRIMINAL SUMMONS	6	0:00:32	0:20:34	0:08:18	0:49:53	0.023
DIABETIC PROBLEMS	21	0:12:55	1:43:40	0:41:38	14:34:36	0.404
DIRECT TRAFFIC	1	0:09:41	0:09:41	0:09:41	0:09:41	0.004
DISORDERLY SUBJECT	113	0:02:34	2:48:47	0:33:45	63:34:45	1.762
DOMESTIC PROBLEMS	84	0:04:51	4:05:43	0:39:25	55:11:40	1.529
DOMESTIC PROBLEMS W/ WEAPONS	14	0:07:49	3:33:14	0:46:25	10:50:00	0.3
DOMESTIC VIOLENCE ORDER	60	0:00:27	1:54:08	0:31:24	31:24:31	0.87
DROWNING/NEAR DROWNING/DIVING/SCUBA	1	0:02:51	0:02:51	0:02:51	0:02:51	0.001
DRUG/ALCOHOL COMPLAINT	18	0:00:52	3:46:27	0:44:26	13:20:05	0.37
DRUNK DRIVER	3	0:05:31	0:13:59	0:10:40	0:32:00	0.015
ELECTRICAL HAZARD	4	0:27:31	1:44:51	0:48:33	3:14:12	0.09
ELEVATOR/ESCALATOR INCIDENT	1	0:15:47	0:15:47	0:15:47	0:15:47	0.007
EMERGENCY TRANSPORT	3	0:10:19	1:22:15	0:44:02	2:12:07	0.061
ESCORT	117	0:01:49	4:32:27	0:53:41	104:42:08	2.901
EVICITION	51	0:01:33	1:33:34	0:22:52	19:26:13	0.539
EXTRICATION/ENTRAPMENT	2	0:02:55	0:04:25	0:03:40	0:07:20	0.003
EYE PROBLEMS/INJURIES	2	0:08:23	0:14:59	0:11:41	0:23:22	0.011
FALLS	56	0:01:36	1:38:46	0:50:37	47:15:05	1.309
FD TONE TEST	36	0:00:37	0:07:48	0:02:13	1:20:05	0.037
FIGHT	21	0:01:54	6:58:00	0:49:58	17:29:21	0.485
FIGHT W/ WEAPONS	11	0:15:13	4:23:31	1:20:22	14:44:06	0.408
FIRE CALL PROQA LAUNCH	11	0:00:42	1:04:20	0:21:07	3:52:20	0.107
FOOT PATROL	49	0:02:11	0:54:05	0:14:22	11:44:43	0.325
FRAUD/IDENTITY THEFT	28	0:00:35	3:01:16	0:33:22	15:34:26	0.432
FUEL SPILL/FUEL ODOR	1	0:01:37	0:01:37	0:01:37	0:01:37	0.001
GAS LEAK/GAS ODOR	6	0:01:51	0:45:46	0:23:17	2:19:47	0.065
HAZMAT	1	0:02:22	0:02:22	0:02:22	0:02:22	0.001

CallType	CFS Count	Minimum	Maximum	Average	Total Time	Percentage
HEADACHE	3	0:38:25	1:06:59	0:48:39	2:25:57	0.067
HEART PROBLEMS/AICD	3	0:32:15	1:14:38	0:48:08	2:24:24	0.067
HEAT/COLD EXPOSURE	4	0:28:39	1:04:24	0:50:33	3:22:13	0.093
HEMORRHAGE/LACERATIONS	11	0:19:47	1:32:43	0:51:09	9:22:45	0.26
HOME INVASION	6	0:09:18	2:00:41	0:43:34	4:21:27	0.121
ILLEGAL DUMPING	11	0:00:36	0:42:24	0:23:03	4:13:40	0.117
IMPROPERLY PARKED VEHICLE	21	0:01:53	2:33:42	0:36:28	12:46:07	0.354
INDECENT EXPOSURE	1	0:17:43	0:17:43	0:17:43	0:17:43	0.008
INSPECTION	8	0:00:44	0:33:47	0:15:02	2:00:20	0.056
INTOXICATED PERSON	5	0:15:46	1:02:18	0:34:30	2:52:32	0.08
INVESTIGATION	689	0:00:34	6:27:03	0:32:26	372:30:18	10.322
JUVENILE COMPLAINT	27	0:03:50	2:13:36	0:38:02	17:07:07	0.474
JUVENILE SUMMONS	1	0:17:26	0:17:26	0:17:26	0:17:26	0.008
LARCENY	80	0:02:58	3:02:47	0:39:07	52:10:39	1.446
LIVESTOCK IN ROADWAY	1	0:36:13	0:36:13	0:36:13	0:36:13	0.017
LOST PROPERTY	7	0:01:13	2:08:31	0:45:02	5:15:15	0.146
LOUD MUSIC	62	0:04:06	3:45:08	0:26:24	27:17:21	0.756
LOUD NOISE	28	0:06:00	1:54:58	0:27:02	12:37:21	0.35
MARINE/BOAT FIRE	1	0:01:18	0:01:18	0:01:18	0:01:18	0.001
MEDICAL CALL PROQA LAUNCH	47	0:00:50	4:21:33	0:23:18	18:15:16	0.506
MENTAL SUBJECT	89	0:00:19	17:30:18	2:15:00	200:16:22	5.55
MISSING PERSON	10	0:07:23	3:20:32	1:13:40	12:16:45	0.34
MOTOR VEHICLE COLLISION - PD	104	0:01:16	2:16:57	0:38:00	65:52:43	1.826
MOTOR VEHICLE COLLISION - PI	35	0:01:46	3:45:24	1:13:01	42:35:51	1.18
MUTUAL AID / ASSIST OUTSIDE AGENCY	1	0:25:19	0:25:19	0:25:19	0:25:19	0.012
ODOR (STRANGE / UNKNOWN)	1	0:36:54	0:36:54	0:36:54	0:36:54	0.017
OPEN DOOR	4	0:01:28	1:11:50	0:33:07	2:12:31	0.061
OUTSIDE FIRE	9	0:10:35	0:50:43	0:25:13	3:46:58	0.105
OVERDOSE / POISONING	10	0:08:27	3:52:14	1:25:48	14:18:07	0.396
PREGNANCY / CHILDBIRTH / MISCARRIAGE	5	0:01:42	0:44:13	0:25:42	2:08:34	0.059
PROPERTY CHECK	2078	0:00:23	3:21:29	0:15:45	545:31:21	15.117
PROPERTY DAMAGE	63	0:00:43	1:28:44	0:35:10	36:56:27	1.024
PSYCHIATRIC / ABNORMAL BEHAVIOR / SUICIDE ATTEMPT	2	0:09:32	0:45:24	0:27:28	0:54:56	0.025

CallType	CFS Count	Minimum	Maximum	Average	Total Time	Percentage
RECOVERED / FOUND PROPERTY	15	0:00:24	3:57:44	0:49:25	12:21:22	0.342
REPO	20	0:01:08	0:15:22	0:04:25	1:28:25	0.041
SERVICE CALL	54	0:02:58	1:01:03	0:18:53	17:00:33	0.471
SHOPLIFTER	13	0:15:19	4:59:30	0:54:16	11:45:28	0.326
SHOTS FIRED	78	0:02:36	4:30:56	0:32:39	42:27:39	1.177
SHOW CAUSE	96	0:01:35	1:43:39	0:08:03	12:53:31	0.357
SICK PERSON	126	0:05:17	2:21:04	0:48:54	102:43:27	2.847
SINKING VEHICLE/VEHICLE IN FLOODWATER	2	0:01:00	0:01:05	0:01:02	0:02:05	0.001
SMOKE INVESTIGATION (OUTSIDE)	7	0:05:27	0:44:15	0:22:43	2:39:04	0.073
SPECIAL ASSIGNMENT	21	0:08:56	35:42:26	8:34:14	179:59:05	4.987
STAB / GUNSHOT / PENETRATING TRAUMA	18	0:03:19	5:35:32	1:35:38	28:41:38	0.795
STOLEN VEHICLE	16	0:02:24	3:45:33	0:50:05	13:21:22	0.37
STROKE / TIA	18	0:27:10	1:23:16	0:51:42	15:30:46	0.43
STRUCTURE FIRE	18	0:02:00	3:43:54	0:51:22	15:24:40	0.427
SUBPOENA	48	0:00:26	0:15:06	0:05:19	4:15:13	0.118
SURRENDER	4	0:32:23	1:58:08	1:00:29	4:01:59	0.112
SUSPICIOUS PACKAGE / EXPLOSIVES	1	0:35:37	0:35:37	0:35:37	0:35:37	0.016
SUSPICIOUS SUBJECT	59	0:01:52	3:12:32	0:25:44	25:18:26	0.701
SUSPICIOUS VEHICLE	99	0:00:35	1:51:02	0:19:37	32:22:45	0.897
TALK TO OFFICER / DEPUTY	162	0:00:45	3:01:19	0:28:03	75:45:27	2.099
TEST	19	0:01:20	1:40:26	0:10:24	3:17:41	0.091
TRAFFIC STOP	405	0:00:46	3:48:50	0:13:37	91:56:43	2.548
TRANSPORT	7	0:00:54	4:49:59	1:32:22	10:46:34	0.299
TRAUMATIC INJURY/INJURIES	9	0:02:05	1:24:46	0:47:08	7:04:13	0.196
TREE DOWN	24	0:06:33	2:49:35	0:33:03	13:13:20	0.366
TRESPASSING / LOITERING	142	0:03:28	3:08:17	0:31:06	73:38:30	2.041
UNAUTHORIZED USE OF A VEHICLE	10	0:07:33	1:12:23	0:29:13	4:52:11	0.135
UNCONCIOUS / FAINTING (NEAR)	53	0:01:27	1:15:28	0:40:53	36:07:18	1.001
UNKNOWN PROBLEM (PERSON) DOWN	31	0:01:55	4:51:52	0:42:23	21:53:59	0.607
VEGETATION/WILDLAND/BRUSH/GRASS FIRE	2	0:16:04	3:59:44	2:07:54	4:15:48	0.118
VEHICLE FIRE	14	0:02:16	2:23:47	0:31:09	7:16:16	0.201
WARRANT SERVICE	229	0:00:24	10:29:28	0:34:01	129:51:00	3.598

CallType	CFS Count	Minimum	Maximum	Average	Total Time	Percentage
WATER RELATED PROBLEM	15	0:01:12	0:57:04	0:09:59	2:29:53	0.069
WATERCRAFT IN DISTRESS/COLLISION	2	0:05:17	0:21:22	0:13:19	0:26:39	0.012
WRIT OF POSSESSION	64	0:00:17	2:12:43	0:08:02	8:34:08	0.237
<b>Totals:</b>	<b>7628</b>			<b>37:49</b>	<b>3608:45:02</b>	<b>99.999</b>

## ADMINISTRATIVE AMBULANCE CHARGE-OFFS

### FOR INFORMATION ONLY

JULY 2023

<u>NAME</u>	<u>DATE OF SERVICE</u>	<u>AMOUNT</u>	<u>REASON</u>
Raymond Wayne Hargrove, Sr.	02/28/2016	150.00	Deceased-Statute of limitation beyond 3 yrs
Kenneth L. Albright	06/26/2013	152.75	Uncollectible-Statute of limitation beyond 10 yrs
Fannie M. Allen	06/04/2013	150.00	Uncollectible-Statute of limitation beyond 10 yrs
Stanley L. Ayscue	06/03/2013 – 06/17/2013	1,406.51	Uncollectible-Statute of limitation beyond 10 yrs
Terrence T. Baker	06/29/2013	150.00	Uncollectible-Statute of limitation beyond 10 yrs
Nick R. Bell	06/14/2013	150.00	Uncollectible-Statute of limitation beyond 10 yrs
Corey Bishop	06/01/2013	150.00	Uncollectible-Statute of limitation beyond 10 yrs
Jaquan Bobbitt	06/27/2013	481.95	Uncollectible-Statute of limitation beyond 10 yrs
James E. Boyd	06/23/2013	150.00	Uncollectible-Statute of limitation beyond 10 yrs
Allison C. Brady	06/06/2013	397.02	Uncollectible-Statute of limitation beyond 10 yrs
Keiyon D. Brame	06/22/2013	507.51	Uncollectible-Statute of limitation beyond 10 yrs
Zamar K. Bridges	06/26/2013	444.73	Uncollectible-Statute of limitation beyond 10 yrs
Mia D. Briggs	06/01/2013	494.73	Uncollectible-Statute of limitation beyond 10 yrs
Darnell L. Bryant	06/11/2013	412.78	Uncollectible-Statute of limitation beyond 10 yrs
Britnei J. Bullock	06/26/2013	28.73	Uncollectible-Statute of limitation beyond 10 yrs
Shirley A. Bullock	06/13/2013	17.55	Uncollectible-Statute of limitation beyond 10 yrs
Tiffany D. Bullock	06/27/2013	445.28	Uncollectible-Statute of limitation beyond 10 yrs
William H. Bullock	06/25/2013	100.00	Uncollectible-Statute of limitation beyond 10 yrs
Roy S. Bumgarner	06/30/2013	150.00	Uncollectible-Statute of limitation beyond 10 yrs
James L. Cain	06/11/2013	150.00	Uncollectible-Statute of limitation beyond 10 yrs
Josephine M. Carey	06/11/2013	567.04	Uncollectible-Statute of limitation beyond 10 yrs
Melanie A. Carliles	06/08/2013	497.93	Uncollectible-Statute of limitation beyond 10 yrs



Joyce Carpunky	06/07/2013	155.61	Uncollectible-Statute of limitation beyond 10 yrs
James J. Cash	06/26/2013	500.06	Uncollectible-Statute of limitation beyond 10 yrs
Linda L. Champ	06/12/2013 & 06/13/2013	1,291.92	Uncollectible-Statute of limitation beyond 10 yrs
Brittany M. Chandler	06/07/2013	261.30	Uncollectible-Statute of limitation beyond 10 yrs
Elianna E. Chavis	06/21/2013	480.89	Uncollectible-Statute of limitation beyond 10 yrs
Fannie J. Clements	06/11/2013	150.00	Uncollectible-Statute of limitation beyond 10 yrs
Ricky E. Collier	06/08/2013	453.25	Uncollectible-Statute of limitation beyond 10 yrs
David A. Critzer	06/01/2013	150.00	Uncollectible-Statute of limitation beyond 10 yrs
Joseph J. Crudup	06/04/2013	477.69	Uncollectible-Statute of limitation beyond 10 yrs
Clinton C. Davis	06/09/2013	75.00	Uncollectible-Statute of limitation beyond 10 yrs
Jim R. Easters	06/18/2013	150.00	Uncollectible-Statute of limitation beyond 10 yrs
Jenny L. Eckenrode	06/01/2013	1,053.75	Uncollectible-Statute of limitation beyond 10 yrs
Barbara R. Edwards	06/20/2013	150.00	Uncollectible-Statute of limitation beyond 10 yrs
Robert F. Epps	06/09/2013	150.00	Uncollectible-Statute of limitation beyond 10 yrs
James M. Faines	06/18/2013	471.30	Uncollectible-Statute of limitation beyond 10 yrs
Vernatina R. Freeman	06/18/2013	596.86	Uncollectible-Statute of limitation beyond 10 yrs
Deidra A. Fuller	06/07/2013	150.00	Uncollectible-Statute of limitation beyond 10 yrs
Edith C. Galvez-Sanchez	06/25/2013	481.95	Uncollectible-Statute of limitation beyond 10 yrs
Milton O. Gardner	06/24/2013	100.00	Uncollectible-Statute of limitation beyond 10 yrs
Angelita Gembe	06/10/2013	67.00	Uncollectible-Statute of limitation beyond 10 yrs
Jason L. Gill	06/02/2013	150.00	Uncollectible-Statute of limitation beyond 10 yrs
Elizabeth B. Goodson	06/21/2013	88.81	Uncollectible-Statute of limitation beyond 10 yrs
Ebony N. Green	06/12/2013	594.84	Uncollectible-Statute of limitation beyond 10 yrs
Johnathan Guastavino	06/10/2013	244.31	Uncollectible-Statute of limitation beyond 10 yrs
Roderick T. Hackney	06/02/2013	480.89	Uncollectible-Statute of limitation beyond 10 yrs
Jazette M. Hargrove	06/25/2013	485.74	Uncollectible-Statute of limitation beyond 10 yrs
Makayla Harrell	06/10/2013	26.97	Uncollectible-Statute of limitation beyond 10 yrs

Elizabeth J. Harrison	06/10/2013	90.09	Uncollectible-Statute of limitation beyond 10 yrs
Jerry Hawkins	06/03/2013	47.62	Uncollectible-Statute of limitation beyond 10 yrs
Samuel R. Hayes	06/01/2013	100.00	Uncollectible-Statute of limitation beyond 10 yrs
Keyetta L. Haywood	06/21/2013	447.93	Uncollectible-Statute of limitation beyond 10 yrs
Alvin J. Henderson	06/20/2013	603.36	Uncollectible-Statute of limitation beyond 10 yrs
Ian Herd	06/07/2013	150.00	Uncollectible-Statute of limitation beyond 10 yrs
Emily H. Hunt	06/07/2013 & 06/30/2013	951.18	Uncollectible-Statute of limitation beyond 10 yrs
Glenn P. Jacobsen	06/28/2013	508.58	Uncollectible-Statute of limitation beyond 10 yrs
Yvette M. Johnson	06/30/2013	491.62	Uncollectible-Statute of limitation beyond 10 yrs
Frederick T. Jones	06/15/2013	443.67	Uncollectible-Statute of limitation beyond 10 yrs
Joseph F. Jones	06/14/2013	537.33	Uncollectible-Statute of limitation beyond 10 yrs
Abraham Joyner	06/18/2013	150.00	Uncollectible-Statute of limitation beyond 10 yrs
Shanise S. Kelly	06/03/2013	483.07	Uncollectible-Statute of limitation beyond 10 yrs
Joseph D. Kittrell	06/27/2013	524.55	Uncollectible-Statute of limitation beyond 10 yrs
Wesley P. Kittrell	06/29/2013	150.00	Uncollectible-Statute of limitation beyond 10 yrs
Bridgett D. Lassiter	06/26/2013	7.73	Uncollectible-Statute of limitation beyond 10 yrs
Franklin V. Lassiter	06/11/2013	150.00	Uncollectible-Statute of limitation beyond 10 yrs
Linda S. Lassiter	06/18/2013	150.00	Uncollectible-Statute of limitation beyond 10 yrs
Bryanna T. Leonard	06/22/2013	445.80	Uncollectible-Statute of limitation beyond 10 yrs
Savion Leonard	06/17/2013	225.80	Uncollectible-Statute of limitation beyond 10 yrs
Diane Lucas	06/04/2013	10.28	Uncollectible-Statute of limitation beyond 10 yrs
Melissa Lynn	06/01/2013	413.85	Uncollectible-Statute of limitation beyond 10 yrs
John T. Mann	06/24/2013	994.22	Uncollectible-Statute of limitation beyond 10 yrs
Maurice O. Manning	06/02/2013	150.00	Uncollectible-Statute of limitation beyond 10 yrs
Ralph McKnight	06/21/2013	509.64	Uncollectible-Statute of limitation beyond 10 yrs
Melissa D. Medlin	06/27/2013	503.69	Uncollectible-Statute of limitation beyond 10 yrs
Honey Moreno	06/02/2013	517.10	Uncollectible-Statute of limitation beyond 10 yrs

Christopher W. Moss	06/18/2013	150.00	Uncollectible-Statute of limitation beyond 10 yrs
Pamela E. Moss	06/10/2013	515.02	Uncollectible-Statute of limitation beyond 10 yrs
Thomas D. Moss	06/26/2013	497.93	Uncollectible-Statute of limitation beyond 10 yrs
Levi Overby	06/07/2013	491.54	Uncollectible-Statute of limitation beyond 10 yrs
Lonnie V. Owens	06/17/2013	150.00	Uncollectible-Statute of limitation beyond 10 yrs
Tiffany M. Penny	06/16/2013	581.00	Uncollectible-Statute of limitation beyond 10 yrs
James H. Pernell	06/29/2013	150.00	Uncollectible-Statute of limitation beyond 10 yrs
Cytrina Q. Perry	06/28/2013	433.02	Uncollectible-Statute of limitation beyond 10 yrs
Henderson Person	06/05/2013	100.00	Uncollectible-Statute of limitation beyond 10 yrs
Christina C. Pursell	06/30/2013	571.41	Uncollectible-Statute of limitation beyond 10 yrs
Danny L. Reynolds	06/06/2013	150.00	Uncollectible-Statute of limitation beyond 10 yrs
Ryan E. Roberson	06/03/2013	547.98	Uncollectible-Statute of limitation beyond 10 yrs
Mary Ellen F. Roberts	06/06/2013	100.00	Uncollectible-Statute of limitation beyond 10 yrs
Anita R. Robinson-Towns	06/08/2013	16.87	Uncollectible-Statute of limitation beyond 10 yrs
Mayela Rodriguez-Perez	06/22/2013	529.88	Uncollectible-Statute of limitation beyond 10 yrs
Monyette L. Rogers	06/30/2013	505.38	Uncollectible-Statute of limitation beyond 10 yrs
Rosetta B. Rogers	06/13/2013	102.02	Uncollectible-Statute of limitation beyond 10 yrs
Kathryn E. Saccoccio	06/06/2013	75.00	Uncollectible-Statute of limitation beyond 10 yrs
Jonathan E. Shearin	06/23/2013	532.01	Uncollectible-Statute of limitation beyond 10 yrs
Brandon J. Shreve	06/29/2013	209.09	Uncollectible-Statute of limitation beyond 10 yrs
Constantine J. Sondgeroth	06/17/2013	10.54	Uncollectible-Statute of limitation beyond 10 yrs
Stephanie D. Southerland	06/04/2013	150.00	Uncollectible-Statute of limitation beyond 10 yrs
Tara N. Spriggs	06/18/2013	463.85	Uncollectible-Statute of limitation beyond 10 yrs
Connie S. Steed	06/24/2013	80.93	Uncollectible-Statute of limitation beyond 10 yrs
Tevin Steed	06/29/2013	150.00	Uncollectible-Statute of limitation beyond 10 yrs
Chad Stokes	06/03/2013	62.30	Uncollectible-Statute of limitation beyond 10 yrs
Johnnie M. Tatum	06/13/2013	73.71	Uncollectible-Statute of limitation beyond 10 yrs

Romeo J. Taylor	06/18/2013	91.71	Uncollectible-Statute of limitation beyond 10 yrs
Desean T. Thorpe	06/13/2013	347.57	Uncollectible-Statute of limitation beyond 10 yrs
Matthew O. Tormoehlen	06/18/2013	327.60	Uncollectible-Statute of limitation beyond 10 yrs
Carl A. Varker	06/16/2013	48.01	Uncollectible-Statute of limitation beyond 10 yrs
Martin M. Vaughan	06/09/2013	504.32	Uncollectible-Statute of limitation beyond 10 yrs
Valentin Villalba-Rodriguez	06/23/2013	668.22	Uncollectible-Statute of limitation beyond 10 yrs
Frances R. West	06/16/2013	94.35	Uncollectible-Statute of limitation beyond 10 yrs
Jennifer R. West	06/02/2013	444.73	Uncollectible-Statute of limitation beyond 10 yrs
Billy M. Wilder	06/12/2013	84.12	Uncollectible-Statute of limitation beyond 10 yrs
Marquis D. Wilkerson	06/19/2013	503.25	Uncollectible-Statute of limitation beyond 10 yrs
Carl R. Williams	06/21/2013	98.40	Uncollectible-Statute of limitation beyond 10 yrs
Ashley M. Wilson	06/03/2013	663.96	Uncollectible-Statute of limitation beyond 10 yrs
Mark G. Wilson	06/26/2013	228.52	Uncollectible-Statute of limitation beyond 10 yrs
Edward D. Yancey	06/30/2013	190.73	Uncollectible-Statute of limitation beyond 10 yrs

**TOTAL      \$ 38,044.73**

**Vance County Emergency Medical Service  
07/01/2023- 07/31/23 Call Breakdown**

**EMS Calls Totals By Station**

Company 9 (Main)	618
Company 1 (Bearpond FD)	51
<b>Jul-23</b>	<b>669</b>

**EMS Calls By Medical Category**

Abdominal Pain	27
Allergies	2
Altered Mental Status	21
Animal Bite	0
Assault	6
Back Pain	11
Breathing Problems	51
Burns	1
CO Poisoning / Hazmat	0
Cardiac Arrest	8
Chest Pain	30
Choking	2
Code Stroke	1
Convulsions / Seizure	22
Diabetic Problem	15
Dialysis Shunt Issue	1
Drowning	0
Electrocution	0
Eye Problem	0
Fall Victim	0
Fire Standby	14
Headache	5
Heart Problems	1
Heat/Cold Exposure	3
Hemorrhage/Laceration	7
Industrial Accident	0
Ingestion/Poisoning/Overdose	20
Medical Alarm	3
Newborn	1
Not Applicable	84
Not Available	0
Not Entered	0
Not Known	0
Pain	73
Pregnancy / Childbirth	3
Psychiatric Problems	5
Respiratory Arrest	0
STEMI	2
Sick Person	171
Stab/Gunshot Wound	5

**EMS Calls By Medical Category (cont.)**

Standby	0
Stroke/CVA	8
Traffic Accident	0
Transfer / Interfacility	0
Trauma, Arrest	0
Traumatic Injury	26
Unconscious / Fainting	21
Unknown Problems	19
<b>Jul-23</b>	<b>669</b>

**EMS Calls By Outcome**

ALS Assist	0
Cancelled	0
Cancelled Enroute	20
Dead at Scene	10
Fire Standby	10
Mutual Aid Given	1
No Patient Found	84
Not Entered	0
Interfacility Transport	0
Patient Refused Care	19
Standby	0
Treated, Refused transport	52
Treated, Transferred Care	55
Treated, Transported by EMS	418
<b>Jul-23</b>	<b>669</b>

**Mileage Report**

Unit	Mileage
101	144,870
102	182,784
103	169,802
104	121,687
105	159,076
106	72,872
107	114,739
108	120,030
110	153,309
112	140,254
114	141,727
1101	42,642

## Staffing log

**July**

Date	Total Personnel		Total units		QRV (Y/N)	
	First 12	Last 12	First 12	Last 12	First 12	Last 12
07/01/23	8	7	4	4	Y	N
07/02/23	8	5	4	3	Y	N
07/03/23	6	6	3	3	Y	Y
07/04/23	8	7	4	4	Y	N
07/05/23	8	7	4	4	Y	N
07/06/23	6	6	3	3	Y	Y
07/07/23	6	6	3	3	Y	Y
07/08/23	5	5	3	3	N	N
07/09/23	6	6	3	3	Y	Y
07/10/23	6	6	3	3	Y	Y
07/11/23	5	6	3	3	N	Y
07/12/23	8	8	4	4	Y	Y
07/13/23	6	6	3	3	Y	Y
07/14/23	6	6	3	3	Y	Y
07/15/23	6	6	3	3	Y	Y
07/16/23	8	7	4	4	Y	N
07/17/23	8	8	4	4	Y	Y
07/18/23	8	6	4	3	Y	Y
07/19/23	8	8	4	4	Y	Y
07/20/23	6	8	3	4	Y	Y
07/21/23	8	8	4	4	Y	Y
07/22/23	8	8	4	4	Y	Y
07/23/23	8	8	4	4	Y	Y
07/24/23	8	8	4	4	Y	Y
07/25/23	8	8	4	4	Y	Y
07/26/23	6	8	3	4	Y	Y
07/27/23	8	6	4	3	Y	Y
07/28/23	5	5	3	3	N	N
07/29/23	7	6	4	3	Y	N
07/30/23	6	6	3	3	Y	Y
07/31/23	8	6	4	3	Y	Y

Dashboard • Last 30 Days ▾ All Organizations ▾

**New Tickets**

33 ↓ -40

**Your Tickets**

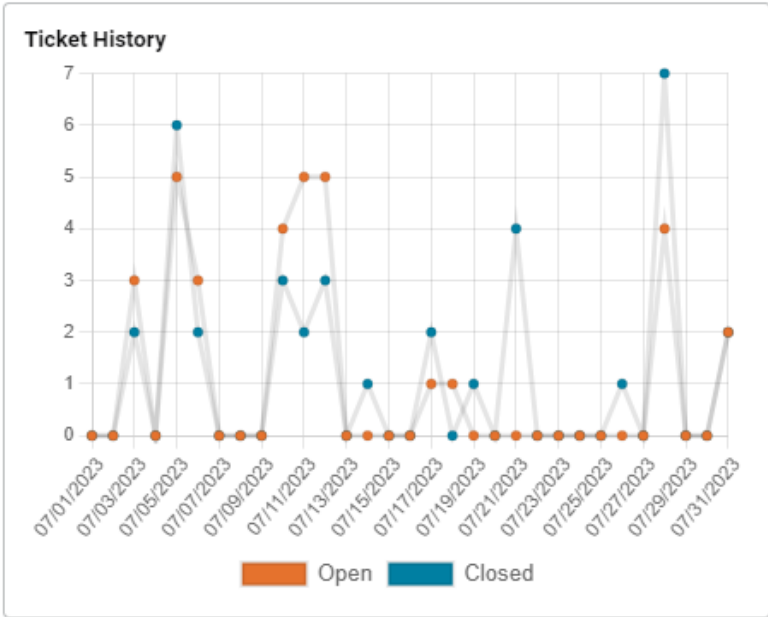
30 ↓ -28

**Open Tickets**

2 ↓ -1

**Unassigned Tickets**

0



**First Response Time**

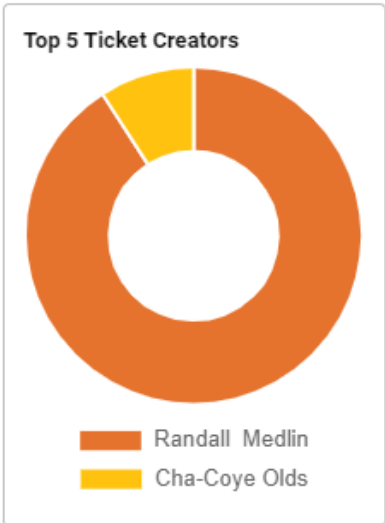
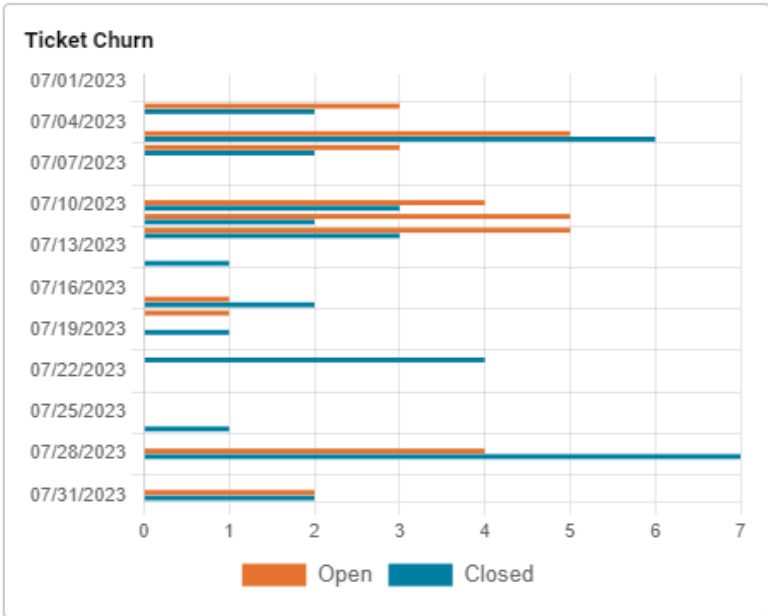
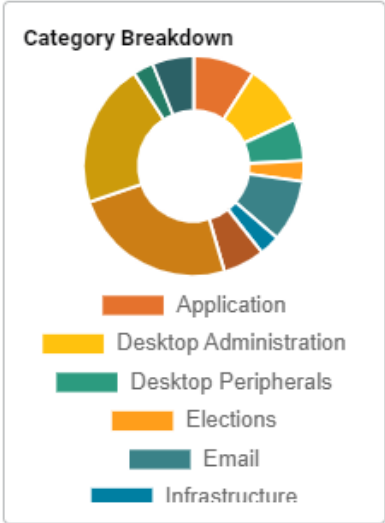
Average

47 minutes 49 sec...

**Tickets Close Time**

Average

8 days 3 hours



**PLANNING & DEVELOPMENT  
SUMMARY REPORT  
June 26, 2023 - July 25, 2023**


Type of Activity	GENERAL ACTIVITY		
	Total Records	Fees	Value
Planning Fees	2	\$205	N/A
Board of Adjustment			N/A
Planning Board-Rezoning			N/A
Zoning Permits	29	\$1,040	N/A
Electrical Permits	20	\$1,145	\$51,014
Mechanical Permits	20	\$6,235	\$1,580,784
Plumbing Permits	12	\$695	\$38,200
Building Permits	27	\$11,976	\$2,338,077
<b>TOTAL ALL ACTIVITY</b>	<b>110</b>	<b>\$21,296</b>	<b>\$4,008,075</b>

**ZONING PERMITS BREAKDOWN**

Residential Zoning Permits	Total	Fees
Residential Additions	2	\$120
Single Family Dwellings	4	\$240
Multi-Family Dwellings		
Perk Test Authorizations	20	\$500
Commercial		
Miscellaneous	3	\$180
Sign		
Cell Tower		
Dev Permit (Kittrell)		
<b>TOTAL ZONING PERMITS</b>	<b>29</b>	<b>\$1,040</b>

	BUILDING PERMITS BREAKDOWN		
	Total	Fees	Value
<b>Residential Building Permits</b>			
(ACC) Accessory	6	\$1,180	\$346,547
(ADD) Addition	1	\$155	\$5,000
(MOD) Modular			
(SFR) Single Family Residential	2	\$3,345	\$1,023,988
Remodel	10	\$2,931	\$337,133
(Demo) Demolition			
(TWMH) Triple Wide Mobile Home			
(DWMH) Double Wide Mobile Home	1	\$585	\$230,000
(SWMH) Single Wide Mobile Home	1	\$320	\$3,000
Shingles			
<b>Total Residential</b>	<b>21</b>	<b>\$8,516</b>	<b>\$1,945,668</b>
<b>Commercial Building Permits</b>			
(CN) Commercial-New			
(CA) Commercial-Addition			
(CU) Commercial-Upfit	3	\$3,090	\$389,210
(FS) Fire-Safety	2	\$165	N/A
(OC) Occupancy Change			N/A
<b>Total Commercial</b>	<b>5</b>	<b>\$3,255</b>	<b>\$389,210</b>
Misc (Residential & Commercial)	1	\$205	\$3,199
<b>TOTAL BUILDING PERMITS</b>	<b>27</b>	<b>\$11,976</b>	<b>\$2,338,077</b>

Prepared & Approved by:





06/26/23 to 07/25/23

Short ID	Project Description	Project Start Date	Short Address	Owner Name	Total Fees
EXPT	Recombination: 2.568acres total: 0401 03004.William Nutt	07/25/2023	2451 Hicksboro Rd.		\$30.00
<b>Plan - Plat (Exempt)</b>					
Total Fees			\$30.00		
MRSUB	Lt#1A, 1.061Acs.	07/19/2023			\$175.00
<b>Plan - Subdivision (Minor)</b>					
Total Fees			\$175.00		
Total Fees:					\$205.00

06/26/23 to 07/25/23

Short ID	Project Description	Permit Issued Date	Short Address	Owner Name	Total Fees	Parcel ID
ZPERK	perk test	07/12/2023	99 Rabbitt Ln.	Wilson Annette Oakley	\$25.00	0302A01008
ZPERK	perk test	07/14/2023	147 Strawberry Ln.	James Bradley or angela R. Pierce	\$25.00	0600 02009
ZPERK	perk test	07/07/2023	387 Waters Edge Rd.	Lindsay, Nancy/Morris, Earl	\$25.00	0361D03014
ZPERK	perk test	07/07/2023	85 MT Pleasant Church Rd.	Alexander Robert Jr	\$25.00	0586 01017
ZPERK	perk test	06/30/2023	427 Plum Nutty Rd.	Carolina Consolidated Inc	\$25.00	0331 01034
ZPERK	perk test	06/30/2023	409 Plum Nutty Rd.	Carolina Consolidated Inc	\$25.00	0331 01033
ZPERK	perk test	06/30/2023	447 Plum Nutty Rd.	Carolina Consolidated Inc	\$25.00	0331 01035
ZPERK	perk test	06/30/2023	467 Plum Nutty Rd.	Carolina Consolidated Inc	\$25.00	0331 01036
ZPERK	perk test	06/30/2023	000 Geranium Ln.	DE La Cruz Lucia Sanchez Lopez Jordy	\$25.00	0461B02027
ZPERK	perk test	06/30/2023	000 Fern Ln.	Ventures Of Henderson Lic	\$25.00	0461C05018

ZPERK	perk test	07/07/2023	203 Raintree Ln.	Creech R C Jr Creech Susan	\$25.00	0463 01019
ZPERK	perk test	07/07/2023	247 Pegram Ln.	Ceron Gabriel Ceron Ann C	\$25.00	0593F01017
ZPERK	perk test	07/11/2023	89 Friendly Ln.	Fisher Michael B Fisher Paula	\$25.00	0591B03003
ZPERK	perk test	07/11/2023	Friendly Ln.	Fisher Michael B Fisher Paula	\$25.00	0591B03004
ZPERK	perk test	07/11/2023	Daniel Boone Trl.	Brewer James R Brewer Sharon	\$25.00	0591C02027
ZPERK	perk test	07/11/2023	St Andrews Church Rd.	Reaves Jerry P Reaves Annette	\$25.00	0209 01008A
ZPERK	perk test	07/13/2023	0 Burnside Rd.	Jordan Karen Kearney Jordan John Clathen	\$25.00	0370 04012
ZPERK	perk test	07/17/2023		Guill James Thomas Jr Guill Kelly S	\$25.00	0325 01012
ZPERK	perk test	07/19/2023	1054 Southerland Mill Rd.	Pierce Steven Bradley Pierce Dorothy	\$25.00	0539 02032
ZPERK	perk test	07/24/2023	Fawn Dr.	Falkner Joyce W	\$25.00	0542 01001

**Perk/Recert Authorization**

Total Fees **\$500.00**

Permits Issued: **20**

ZMISC	30x50 bldg.	07/11/2023	1637 Rice Rd.	Hunter, Jesse	\$60.00
ZMISC	ground mount solar: 28 panels	07/13/2023	469 Tristen Ln.		\$60.00
ZMISC	Ground mount solar panels: 20 modules.	07/17/2023	4560 US 1 158 Hwy. N.		\$60.00
<b>Zoning - Miscellaneous</b>					
Total Fees		<b>\$180.00</b>			
Permits Issued:		<b>3</b>			
ZRADD	Deck: 500 sq.ft. : 12x29 & 12x12	07/06/2023	7010 NC 39 Hwy. N.	Taylor Timothy F Taylor Patricia C	\$60.00
ZRADD	10x6 porch.	07/19/2023	556 Jackson Royster Rd.		\$60.00
<b>Zoning - Residential Addition</b>					
Total Fees		<b>\$120.00</b>			
Permits Issued:		<b>2</b>			
ZSFR	1513 heated first: 787heated second: 637 garage:457 porch:142 storage	07/19/2023	855 Waterstone Ln.		\$60.00
ZSFR	used SW:48x14	07/14/2023	1990 Old County Home Rd.		\$60.00
ZSFR	New DW 28x56	07/17/2023	292 Tristen Ln.		\$60.00
ZSFR	2399 heated first: 466 attached garage: stick built.	07/19/2023	330 N Chavis Rd.		\$60.00
<b>Zoning - Single Family</b>					

Total Fees \$240.00

Permits Issued: 4

**TOTALS:** Total Projects: 29  
Permits Issued: 29  
Total Fees: \$1,040.00

---

06/26/23 to 07/25/23

Project Number	Project Description	Permit Issued Date	Short Address	Owner Name	Contractor Name	Value	Total Fees	Parcel ID
ACC - 23 - 0702	Building shop	07/11/2023	1637 Rice Rd.	Hunter, Jesse	Owner	\$85,000.00	\$210.00	
ACC - 23 - 0713	ground mounted solar panels	07/17/2023	4560 US 1 158 Hwy. N.		Christopher Lowe Verner	\$16,000.00	\$110.00	
ACC - 23 - 0728	garage with storage barn upstairs	07/20/2023	1735 Ruin Creek Rd.	Gwynn John P Gwynn Shannon	Gwynn	\$200,000.00	\$530.00	0215 01082
<b>Building Accessory (R)</b>								
Total Value		<b>\$301,000.00</b>	(Avg.: \$100,333.33)					
Total Fees		<b>\$850.00</b>						
Permits Issued:		<b>3</b>						
DECK - 23 - 0694	building deck	07/06/2023	7010 NC 39 Hwy. N.	Taylor Timothy F Taylor Patricia C	Owner	\$4,000.00	\$110.00	
DECK - 23 - 0794	12x10 deck	07/19/2023	198 Sandstone Rd.	Lequire Bobbie L.	Matthew Carl Meashey	\$21,547.00	\$110.00	0412A01003
DECK - 23 - 0832	20x20 deck with roof	07/19/2023	104 North Woods Rd.	Mason Tanya E	Owner	\$20,000.00	\$110.00	0037B01002
<b>Building Accessory (R) - Deck/Ramp</b>								
Total Value		<b>\$45,547.00</b>	(Avg.: \$15,182.33)					
Total Fees		<b>\$330.00</b>						

Permits Issued: 3

ADD - 23 - 0736	porch	07/19/2023	556 Jackson Royster Rd.	Bullock Randall M	Brian Keefe Kearney	\$5,000.00	\$155.00	0597 04004A
-----------------	-------	------------	-------------------------	-------------------	---------------------	------------	----------	-------------

**Building Addition (R)**

Total Value **\$5,000.00** (Avg.: \$5,000.00)

Total Fees **\$155.00**

Permits Issued: 1

SFR - 23 - 0753	Single family residence	07/19/2023	330 N Chavis Rd.		Schumacher Homes	\$473,988.00	\$1,648.00	
-----------------	-------------------------	------------	------------------	--	------------------	--------------	------------	--

SFR - 23 - 0765	single family residence	07/19/2023	855 Waterstone Ln.	Filippenko Konstantin A Filippenko Christine M	Trabar Homes, LLC	\$550,000.00	\$1,696.96	0312B01011
-----------------	-------------------------	------------	--------------------	---	-------------------	--------------	------------	------------

**Building New Single Family (R)**

Total Value **\$1,023,988.00** (Avg.: \$511,994.00)

Total Fees **\$3,344.96**

Permits Issued: 2

RMODL - 23 - 0759	Foundation repair	07/13/2023	825 Coble Blvd.	Mccail Shelia H	Charles Knuston	\$18,492.00	\$200.00	0011 03004
-------------------	-------------------	------------	-----------------	-----------------	-----------------	-------------	----------	------------

RMODL - 23 - 0779	roof top solar panels	07/13/2023	424 Melinda Ln.	Henze William George Henze Tammy Twitty	Robert Allen Shealey, Jr.	\$29,500.00	\$255.00	
-------------------	-----------------------	------------	-----------------	---	---------------------------	-------------	----------	--

RMODL - 23 - 0780	Repair torn down porch, same size	07/24/2023	287 Gholson Ave.	Duque-Mendez Anastacio Duque	Owner	\$2,000.00	\$155.00	0026 01017
-------------------	-----------------------------------	------------	------------------	------------------------------	-------	------------	----------	------------

and adding a roof

Esther V

RMODL - 23 - 0797	Ground mounted solar panels	07/13/2023	469 Tristen Ln.		Marc Jones	\$65,311.00	\$255.00	
RMODL - 23 - 0798	stabilize foundation	07/12/2023	1395 White Farm Ln.	Hunter Earl V Hunter Ethel J	Cassie Melton	\$3,691.66	\$155.00	0589 01002
RMODL - 23 - 0835	Repair porches w/ roofs...Replacing like for like	07/19/2023	243 Dabney Dr.	Garcia Jose	Owner	\$9,000.00	\$155.00	0017 05001
RMODL - 23 - 0845	Installing foundation supports	07/19/2023	290 Evans Rd.	Flood Veronica D	Cassie Melton	\$25,736.11	\$341.00	0215 01069
RMODL - 23 - 0846	roof top solar panels	07/20/2023	1804 Peace St.	Mcnaire Chester	Harman	\$86,460.31	\$255.00	0038 01017
RMODL - 23 - 0848	complete remodel inside, plumbing, electrical wire/AC/installation	07/24/2023	1104 S Garnett St.	Riggs Wayne M	Owner	\$40,000.00	\$629.00	0005 06001
RMODL - 23 - 0857	roof top solar panels	07/20/2023	1734 Raleigh Rd.	Tomlin Debra M Tomlin Terrial L Sr	Harman	\$56,941.46	\$531.00	0066 03018
<b>Building Remodel (R)</b>								
Total Value		<b>\$337,132.54</b>	(Avg.: \$33,713.25)					
Total Fees		<b>\$2,931.00</b>						
Permits Issued:		<b>10</b>						
CU - 23 - 0661	Installation of Telescoping Bleachers at Vance County High School	07/10/2023	925 Garrett Rd.	VANCE CO BOARD OF EDUCATION	Benjamin Edward Miller, Sr.	\$108,710.00	\$750.00	0538 02001



CU - 23 - 0737	Re-roof a section of building (flat roof)	06/26/2023	523 W Andrews Ave.	R-4 Properties Llc	Owner	\$22,500.00	\$100.00	0104 09001
----------------	---	------------	--------------------	--------------------	-------	-------------	----------	------------

CU - 23 - 0781	Upfit for self storage	07/06/2023	304 S Chestnut St.	Colonial Rentals Llc	Cliff Rogers	\$258,000.00	\$2,240.00	0003 01004
----------------	------------------------	------------	--------------------	----------------------	--------------	--------------	------------	------------

**Building Upfit/Remodel (C)**

Total Value **\$389,210.00** (Avg.: \$129,736.67)

Total Fees **\$3,090.00**

Permits Issued: **3**

FS - 23 - 0767	Building inspector for ABC permit application and fire inspection	06/29/2023	1356 US 1 Hwy. S.	Khodiyar Investment Llc	Owner		\$110.00	0477 05001
----------------	---	------------	-------------------	-------------------------	-------	--	----------	------------

FS - 23 - 0827	Rire inspection day care	07/17/2023	180 Franklin Ln.	Fogleman Frank D Fogleman Donna	Owner		\$55.00	0608 02021
----------------	--------------------------	------------	------------------	------------------------------------	-------	--	---------	------------

**Fire/Safety**

Total Value **\$0.00** (Avg.: \$0.00)

Total Fees **\$165.00**

Permits Issued: **2**

DWMH - 23 - 0816	Double wide	07/17/2023	292 Tristen Ln.		Carolina Mobile Contractors, Inc.	\$230,000.00	\$585.00	
------------------	-------------	------------	-----------------	--	-----------------------------------	--------------	----------	--

**Manufactured Home Double Wide (R)**

Total Value **\$230,000.00** (Avg.: \$230,000.00)

Total Fees **\$585.00**

Permits Issued: **1**

SWMH - 23 - 0815	Single wide	07/14/2023	1990 Old County Home Rd.	Leonard	\$3,000.00	\$320.00
------------------	-------------	------------	--------------------------	---------	------------	----------

**Manufactured Home Single Wide (R)**

Total Value	<b>\$3,000.00</b>	(Avg.: \$3,000.00)
-------------	-------------------	--------------------

Total Fees	<b>\$320.00</b>
------------	-----------------

Permits Issued:	<b>1</b>
-----------------	----------

SIGN - 23 - 0803	Adding an exterior sign to the front of the building	07/21/2023	691 Bearpond Rd.	Redeemer Properties Llc	Design Element/Signarama	\$3,199.09	\$205.00	0224 01014
------------------	--	------------	------------------	-------------------------	--------------------------	------------	----------	------------

**Sign Permit**

Total Value	<b>\$3,199.09</b>	(Avg.: \$3,199.09)
-------------	-------------------	--------------------

Total Fees	<b>\$205.00</b>
------------	-----------------

Permits Issued:	<b>1</b>
-----------------	----------

<b>TOTALS:</b>	Square Footage:	<b>54,287.00</b>	(Avg.: 2,171.48)
----------------	-----------------	------------------	------------------

	Value:	<b>\$2,338,076.63</b>	(Avg.: \$93,523.07)
--	--------	-----------------------	---------------------

	Total Projects:	<b>27</b>
--	-----------------	-----------

	Permits Issued:	<b>27</b>
--	-----------------	-----------

	Total Fees:		<b>\$11,975.96</b>
--	-------------	--	--------------------

06/26/23 to 07/25/23

Project Number	Project Description	Permit Issued Date	Short Address	Owner Name	Contractor Name	Value	Total Fees	Parcel ID
ELECC - 23 - 0778	apt #1 - Replace fused panel - rewire bath - range	07/05/2023	212 N Williams St.	Moore Boyce D Moore Beverly	Don Bernard Williams	\$1,150.00	\$55.00	0024 04015
ELECC - 23 - 0790	Install 800 amp service	07/10/2023	3355 Raleigh Rd.	Cwr Enterprises Inc. Robinson, Charles W. Iii	Brian Wayne Lassiter	\$20,000.00	\$100.00	0221 01009
ELECC - 23 - 0834	Demo circuits damaged by fire	07/17/2023	451 Ruin Creek #101 Rd.	Fc2G1B Llc	Joseph Larry Wilson, II	\$1,000.00	\$55.00	0213C01001
ELECC - 23 - 0856	Install new three phase service	07/19/2023	500 Alexander Ave. Suite # G	Five Star Properties and Rentals	Terrance Foster	\$800.00	\$55.00	
ELECC - 23 - 0858	Demo circuits in storage room due to fire	07/19/2023	451 Ruin Creek #101 Rd.	Ss NC Properties Lic Tina Gupta Dds PA	Joseph Larry Wilson, II	\$1,000.00	\$55.00	0213B01006
<b>Electrical Permit (C)</b>								
Total Value		\$23,950.00	(Avg.: \$4,790.00)					
Total Fees		\$320.00						
Permits Issued:		5						
ELECR - 23 - 0744	Install new 100 amp temporary service with FGC receptacles	06/26/2023	2828 Bullocksville Park Rd.	Ramona Watkins	Jeffrey Buchanan	\$2,400.00	\$55.00	0585 01001

ELECR - 23 - 0745	Remove old service and install new 200 amp meter/panel combo. Rewire range and dryer to 4 wire. Drive ground rods and install ground wire . Reconnect breakers	06/26/2023	252 Orville St.	Rowland Alan R Rowland Teresa	Jeffrey Buchanan	\$3,500.00	\$55.00	0083 01021
ELECR - 23 - 0750	Installing 24kw generator with one 200 amp transfer switch. Service change required. Gas line to be done by others	07/07/2023	284 Welshie Way Ln.	Vooris Keith A Sr Vooris Ellen	Subal Das	\$3,835.98	\$55.00	
ELECR - 23 - 0751	Installing 24kw generator with one 200amp transfer switch. Service change required. Gas lines to done by others.	07/07/2023	4790 Stagecoach Rd.	Gregory Margaret Bullock	Subal Das	\$3,590.20	\$55.00	0374 02008
ELECR - 23 - 0752	Replace 200 amp service mast damaged by fallen tree	06/27/2023	2900 N Lynnbank Rd.	Pendergrass Horace Vjr	Robert Breedlove, Jr.	\$700.00	\$55.00	0454 01031
ELECR - 23 - 0757	turn power on	06/28/2023	95 Meadow Dr.	Dickerson John William	Owner	\$100.00	\$55.00	0460A02004
ELECR - 23 - 0763	Add service to accessory bid.	06/29/2023	656 Walter Bowen Rd.	Sawyer Wilson E Sawyer Maggie	Owner	\$500.00	\$55.00	0551 03017
ELECR - 23 - 0785	Outdoor panel replacement	07/06/2023	950 Community House Rd.	Bowen Bryan Coley Bowen Amber S	Joshua Wade Godsey	\$1,000.00	\$55.00	0460 02003
ELECR - 23 - 0823	reconnect to	07/14/2023	497 Ford St.	Falkner Joseph E	Edward Chavis	\$100.00	\$55.00	0101 01013

electrical

Falkner Julia

---

ELECR - 23 - 0828	Repair 3 wires in bathroom damaged by small fire. Replace electrical service	07/17/2023	326 E Coachway Dr.	Cruz Christian	Dennis Sanford	\$1,500.00	\$55.00	0214A01062
ELECR - 23 - 0831	Install one 20a, 120v power to shop building, 3 light fixtures, 2 receptables and 3 toggle switch. Install one 50 amp, 240v RV receptacle for camper.	07/17/2023	75 Sandy Point Drive	Larry E. Jones & Others	Robert Breedlove, Jr.	\$6,238.00	\$55.00	
ELECR - 23 - 0833	Remove service to allow siding to be replaced	07/17/2023	1585 Graham Ave.	Beckham Nona E	Gene Smith	\$600.00	\$55.00	0013 01038
ELECR - 23 - 0872	electrical	07/24/2023	437 Birch St.	Orr Elizabeth Jenks	Willie Hargrove	\$1,000.00	\$55.00	0060 02014
<b>Electrical Permit (R)</b>								
Total Value		\$25,064.18	(Avg.: \$1,928.01)					
Total Fees		\$715.00						
Permits Issued:		13						
ELERC - 23 - 0840	Fire in other building. Fire dept. shut off all power	07/18/2023	451 Ruin Creek Rd. Suite # 205	White Charles C & Hedgepeth, Morris E.	Craig M. Salvesen	\$500.00	\$55.00	0213C01006
<b>Electrical Permit Reconnection (C)</b>								
Total Value		\$500.00	(Avg.: \$500.00)					

Total Fees **\$55.00**

Permits Issued: **1**

---

ELERR - 23 - 0777	replace meter box and service head	07/03/2023	8926 N NC Hwy. 39		Rick Edwards Electric	\$1,500.00	\$55.00	
-------------------	------------------------------------	------------	-------------------	--	-----------------------	------------	---------	--

**Electrical Permit Reconnection (R)**

Total Value **\$1,500.00** (Avg.: \$1,500.00)

Total Fees **\$55.00**

Permits Issued: **1**

---

HVACC - 23 - 0738	Adams St school	07/05/2023	855 Adams St.	Vance CO Board Of Education	W I Gupton	\$676,350.00	\$1,900.00	0080 01050
-------------------	-----------------	------------	---------------	-----------------------------	------------	--------------	------------	------------

---

HVACC - 23 - 0739	Hawkins drive school: classroom units: wall mount heat pumps	07/05/2023	311 Hawkins Dr.	Vance County	W I Gupton	\$648,562.00	\$1,900.00	0111 04001
-------------------	--	------------	-----------------	--------------	------------	--------------	------------	------------

---

HVACC - 23 - 0760	Replace like for like 12000 BTU mini split and make connections	07/10/2023	109 Dabney Dr.	Henderson Partners Llc (7055)	Andrew Moore	\$9,580.00	\$200.00	0058 02003
-------------------	---	------------	----------------	-------------------------------	--------------	------------	----------	------------

---

HVACC - 23 - 0768	Installing gas line to steam table and connect	07/06/2023	2362 N Garnett St.	Ellis Regina W Weidon Ferebee F	Jeffrey Chester Forehand	\$2,700.00	\$100.00	0030 02006
-------------------	--	------------	--------------------	---------------------------------	--------------------------	------------	----------	------------

---

HVACC - 23 - 0802	Replace existing 5 ton gas pack with new 5 ton package heat pump, and replace duct entering building. Electrical is disconnect and reconnect. Unit	07/12/2023	2540 US Hwy. 1 S	Revive Church Of God	Gary Alford	\$127,000.00	\$700.00	
-------------------	--	------------	------------------	----------------------	-------------	--------------	----------	--

---

located on left side  
of the  
fellowship hall

HVACC - 23 - 0805	4 ton PTU ( 3 phase)	07/12/2023	451 Ruin Creek #101 Rd.	Ss NC Properties Lic Tina Gupta Dds PA	Ranes	\$10,000.00	\$100.00	0213B01006
HVACC - 23 - 0836	Change out heat pump air handler. Hook to existing duct work. Re-hook on electrical	07/18/2023	550 W Andrews Ave. Suite # 75	Henderson Heights Ltd C/O M & M Properties Inc	James Foreman	\$5,000.00	\$200.00	0101 01001
HVACC - 23 - 0837	Change out heat pump and air handler. Hook to existing duct work. Re-hook on electrical	07/18/2023	550 W Andrews Ave. Suite # 55	Henderson Heights Ltd C/O M & M Properties Inc	James Foreman	\$5,000.00	\$200.00	0101 01001
<b>Mechanical Permit (C)</b>								
Total Value		\$1,484,192.00	(Avg.: \$185,524.00)					
Total Fees		\$5,300.00						
Permits Issued:		8						
HVACR - 23 - 0743	Changing out 3 ton heat pump and mortex air handler in closet	06/26/2023	385 Julian Smith Rd.	Fran Cawthorne Rentals Lic	Jeffrey Lee Guard	\$10,333.00	\$110.00	0465 01039
HVACR - 23 - 0746	change out of gas pack	06/26/2023	214 Dabney Woods Dr.	Hughes Edward E Deceased Hughes Nancy	Michael Brummitt	\$13,572.00	\$55.00	0407C02003
HVACR - 23 - 0762	Install 2.5 heat pump package unit and additional ductwork	06/29/2023	121 N Elizabeth St.	Wilkins Melvin V Wilkins Sallie Helrs	Mark Anthony Clark	\$5,000.00	\$55.00	0084 04017

HVACR - 23 - 0783	change out gas pack	07/07/2023	1103 Hargrove St.	Dean James W Dean Patsy G	Michael Brummitt	\$8,509.00	\$55.00	0006 09006
HVACR - 23 - 0784	Install new 2 ton heat pump system. (like for like)	07/07/2023	254 Mcnair Dr.	Mitchell Jeanette M	Ranes	\$6,389.00	\$55.00	0541 03020
HVACR - 23 - 0800	whole house 3.5 ton heatpump split in closet	07/12/2023	71 Woodtrail Way	Perry Teneyasia Miles	Edward Julian Wilbanks III	\$5,000.00	\$110.00	0426A01001
HVACR - 23 - 0801	Install/replace with new 3 ton AC, Indoor coil and gas furnace	07/12/2023	2200 Oxford Rd.	Ford Jeffrey & Donna Trustees Jeffrey & Donna Ford Lvn Trust	Ranes	\$11,000.00	\$55.00	0019 01004
HVACR - 23 - 0829	Installing 22kw generator with one 200amp transfer switch. Service change required. Also running natural gas line from generator to meter	07/17/2023	1806 Parker Ln.	Lemmond Frederick M Jr Lemmond Melissa C	Subal Das	\$4,594.20	\$110.00	0038 03001
HVACR - 23 - 0830	Replacement of whole home split AC w/ hydro furnace. Condenser is located on back of home. Furnace is located in crawlspace.	07/17/2023	2005 Fernwood Ct.	Roberts Patricia C	Dean Casey	\$10,000.00	\$110.00	0042A01027
HVACR - 23 - 0841	22kw generator installation	07/18/2023	112 Perrywood Ln.	Perry Walter Hunter-Perry Margie	John Rogers	\$12,000.00	\$110.00	0369 01042
HVACR - 23 - 0878	HVAC change out	07/24/2023	1705 Summitt Rd.	Hoyle Harriet Crawford Trustee The Harriet Hoyle	Michael Brummitt	\$8,995.00	\$55.00	0016 07006



## Living Trust

HVACR - 23 - 0880	Install new bathroom exhaust fan and switch	07/25/2023	4694 Vicksboro Rd.	Thomas Christine	Toney Wilkerson	\$1,200.00	\$55.00	0539 01010
<b>Mechanical Permit (R)</b>								
Total Value		\$96,592.20	(Avg.: \$8,049.35)					
Total Fees		\$935.00						
Permits Issued:		12						
PLMBC - 23 - 0789	hook to county water system rental property	07/10/2023	393 S Oliver Dr.	Ellington Robert Hight	Owner	\$100.00	\$55.00	0528 02016B
PLMBC - 23 - 0796	connect to county water	07/11/2023	1458 Warrenton Rd.	M & A Usa Inc	Michael Benton Small	\$1,000.00	\$55.00	0525 04017
PLMBC - 23 - 0838	Replace the 3" domestic backflow device that in located in the ceiling of the warehouse area and re-l	07/18/2023	100 Comfort Dr.	HOLLANDER NC IA LLC	Erin Wilson Gladden	\$24,000.00	\$100.00	0210 05006
<b>Plumbing Permit (C)</b>								
Total Value		\$25,100.00	(Avg.: \$8,366.67)					
Total Fees		\$210.00						
Permits Issued:		3						
PLMBR - 23 - 0755	install water service line from county water tap	06/28/2023	4893 S NC 39 Hwy.	Gardner Alan Carl	Kenneth Mosley	\$1,800.00	\$50.00	0546 02014
PLMBR - 23 -	Install water	06/28/2023	4911 S NC 39	Rowe Charlie C	Kenneth Mosley	\$1,800.00	\$50.00	0546 02015

0756	service line from county water tap		Hwy.					
PLMBR - 23 - 0799	connect to county water	07/12/2023	100 Southerland Mill Rd.	Bullock Veronica F	Owner	\$100.00	\$55.00	0539 02022
PLMBR - 23 - 0804	Repair/replace water service pipe from house to meter to the house underground	07/12/2023	107 Bellwood Dr.	Hughes Howard Hughes Jean	Mark Medlin	\$2,000.00	\$55.00	0019 06005
PLMBR - 23 - 0810	connect to county water	07/12/2023	5623 S NC 39 Hwy.	Martin Walter Wayne Martin Edna J	Robert Lloyd	\$1,200.00	\$55.00	0547 02023
PLMBR - 23 - 0811	Connect to county water system	07/12/2023	393 S Oliver Dr.	Ellington Robert Hight	Robert Lloyd	\$1,200.00	\$55.00	0528 02018B
PLMBR - 23 - 0863	Run gas lines to generator	07/20/2023	284 Welshie Way Ln.	Vooris Keith A Sr Vooris Ellen	Johnnie Mark Dickens	\$500.00	\$55.00	
PLMBR - 23 - 0866	Install service from meter to house	07/20/2023	391 Carver School Rd.	Yarborough Vernon	Michael Plummer	\$500.00	\$55.00	0612 01013
PLMBR - 23 - 0875	Plumbing for 1/2 bath and sink	07/24/2023	1735 Ruin Creek Rd.	Gwynn John P Gwynn Shannon	James Kenneth Hale	\$4,000.00	\$55.00	0215 01082
<b>Plumbing Permit (R)</b>								
Total Value		<b>\$13,100.00</b>	(Avg.: \$1,455.56)					
Total Fees		<b>\$485.00</b>						
Permits Issued:		<b>9</b>						
<b>TOTALS:</b>	Value:		<b>\$1,669,998.38</b>	(Avg.: \$32,115.35)				
	Total Projects:		<b>52</b>					

Permits Issued:

52

Total Fees:

\$8,075.00

---

DATE 5/30/23 100 REAL AND LISTED PERSONAL  
 TIME 17:12:50 REVENUE UNIT: ALL  
 USER VNCARRTS

VANCE COUNTY  
 LEVY COLLECTED REPORT  
 AS OF RUN DATE

REVENUE UNIT/YEAR

PAGE 1  
 PRG# CL2237

YEAR	REVENUE UNIT CHARGE TYPE	(A) LEVY ORIG/DISC	DISC BILLS INCL IN (A)	(B) LEVY PAID/DSCNTS	DISCOUNTS INCL IN (B)	(C) NET ABATEMENTS COLL 4	B+C/A	LEVY OUTSTANDING
2000	00 VANCE COUNTY TAXES	122,344.23		100,228.76		21,524.95		590.52
	A ASSESSMENT	27,900.00		17,234.52		10,665.48		
	L LATE LISTING	86.71		6.59		80.12		
	* YEAR TOTAL	150,330.94		117,469.87		32,270.55	99.61	590.52
2001	00 VANCE COUNTY TAXES	199,122.20		130,770.33		67,251.26		1,100.61
	A ASSESSMENT	37,025.89		23,726.14		13,100.75		
	L LATE LISTING	165.27		135.13		29.14		
	* YEAR TOTAL	236,314.36		154,632.60		80,451.15	99.54	1,100.61
2002	00 VANCE COUNTY TAXES	240,406.36		203,439.02		36,576.44		390.90
	A ASSESSMENT	46,875.00		35,174.85		11,700.15		
	L LATE LISTING	2,745.38		1,370.39		1,374.99		
	* YEAR TOTAL	290,026.74		239,984.26		49,651.58	99.87	390.90
2003	00 VANCE COUNTY TAXES	289,361.07		261,916.71		25,468.10		1,996.26
	A ASSESSMENT	60,244.20		49,900.92		10,268.28		75.00
	L LATE LISTING	2,607.42		1,566.00		1,001.37		40.05
	* YEAR TOTAL	352,232.69		313,383.63		36,737.75	99.41	2,111.31
2004	00 VANCE COUNTY TAXES	379,628.78	901.28	355,996.75		22,931.48		900.55
	A ASSESSMENT	71,100.00		62,517.42		8,507.58		75.00
	L LATE LISTING	1,352.83		1,005.40		310.58		36.85
	* YEAR TOTAL	452,281.61	901.28	419,519.57		31,749.64	99.78	1,012.40
2005	00 VANCE COUNTY TAXES	617,234.18		591,141.37		13,372.30		12,720.51
	A ASSESSMENT	127,695.00		117,151.63		3,497.00		7,046.37
	L LATE LISTING	1,996.39		1,558.42		34.31		403.66
	* YEAR TOTAL	746,925.57		709,851.42		16,903.61	97.30	20,170.54
2006	00 VANCE COUNTY TAXES	4,705,597.14	11,816.19	4,680,809.15		13,682.00		11,105.59
	A ASSESSMENT	647,352.04		634,553.40		4,069.81		8,728.83
	L LATE LISTING	5,123.65		4,500.50		130.22		492.93
	* YEAR TOTAL	5,358,072.83	11,816.19	5,319,863.05		17,882.03	99.63	20,327.75
2007	00 VANCE COUNTY TAXES	16,516,588.68	21,869.50	16,486,568.06		17,697.59		12,323.03

YEAR	REVENUE UNIT CHARGE TYPE	(A) LEVY ORIG/DISC	DISC BILLS INCL IN (A)	(B) LEVY PAID/DSCNTE	DISCOUNTS INCL IN (B)	(C) NET ABATEMENTS	B/C/A COLL %	LEVY OUTSTANDING
	A ASSESSMENT	1,780,913.04		2,768,391.28		6,057.94		6,463.82
	L LATE LISTING	7,783.59		7,507.42		44.63		231.54
	* YEAR TOTAL	18,305,285.31	21,869.50	18,262,466.76		23,600.16	99.90	19,018.39
2008	00 VANCE COUNTY TAXES	18,501,368.11	36,640.61	18,463,731.98		24,998.93		12,637.20
	A ASSESSMENT	1,934,885.01		1,917,267.85		8,405.69		9,211.47
	L LATE LISTING	7,805.78		7,242.19		121.65		441.94
	* YEAR TOTAL	20,444,058.90	36,640.61	20,388,242.02		33,526.27	99.90	22,250.61
2009	00 VANCE COUNTY TAXES	18,208,394.61	3,665.66	18,164,642.23		30,537.62		13,214.96
	A ASSESSMENT	1,934,672.50		1,514,663.09		11,169.50		8,839.91
	L LATE LISTING	10,545.82		10,093.68		85.69		366.45
	* YEAR TOTAL	20,153,613.13	3,665.66	20,089,399.00		41,792.81	99.89	22,421.32
2010	00 VANCE COUNTY TAXES	18,236,686.34	7,148.78	18,167,516.45		56,274.36		12,895.53
	A ASSESSMENT	1,959,510.00		1,927,501.50		21,425.00		10,183.50
	L LATE LISTING	20,586.46		14,848.74		5,343.32		393.42
	* YEAR TOTAL	20,216,782.82	7,148.78	20,110,267.69		83,042.68	99.89	23,472.45
2011	00 VANCE COUNTY TAXES	18,773,059.43	238,861.19	18,446,710.07		308,344.16		18,005.20
	A ASSESSMENT	2,029,845.00	15,210.00	1,967,014.26		51,634.77		11,193.97
	L LATE LISTING	64,093.56	52,875.14	42,478.31		19,260.29		2,354.96
	* YEAR TOTAL	20,866,997.99	306,947.33	20,456,202.64		379,241.22	99.85	31,554.13
2012	00 VANCE COUNTY TAXES	19,656,450.36	424,167.90	19,232,860.06		408,811.91		14,778.41
	A ASSESSMENT	2,046,087.50	27,357.50	1,972,372.50		58,149.08		15,565.82
	L LATE LISTING	82,972.04	64,306.93	53,404.54		27,603.00		1,964.50
	* YEAR TOTAL	21,785,509.92	515,832.33	21,258,637.20		494,563.99	99.86	32,308.73
2013	00 VANCE COUNTY TAXES	19,746,595.08	164,244.68	19,451,452.56		271,993.54		23,158.98
	A ASSESSMENT	2,036,960.00	8,885.00	1,971,767.00		49,430.32		15,762.68
	L LATE LISTING	42,307.82	19,399.94	34,328.08		3,806.29		4,173.45
	* YEAR TOTAL	21,825,862.90	192,529.62	21,457,547.64		325,220.15	99.81	43,095.11
2014	00 VANCE COUNTY TAXES	19,826,172.17	170,007.09	19,617,582.37		179,364.52		29,224.88
	A ASSESSMENT	2,000,300.00	22,000.00	1,950,839.08		31,167.50		8,293.42
	L LATE LISTING	37,614.91	19,555.75	24,417.89		6,932.36		6,264.66

DATE 6/30/23 100 REA. AND LISTED PERSONAL  
 TIME 17:12:50 REVENUE UNIT: ALL  
 USER VNCARRIE

VANCE COUNTY  
 LEVY COLLECTED REPORT  
 AS OF RUN DATE

REVENUE UNIT/YEAR

PAGE 3  
 PROG# CL2237

YEAR	REVENUE UNIT CHARGE TYPE	(A) LEVY ORIG/DISC	DISC BILLS INCL IN (A)	(B) LEVY PAID/DSCNTS	DISCOUNTS INCL IN (B)	(C) NET ABATEMENTS	B+C/A COLL %	LEVY OUTSTANDING
*	YEAR TOTAL	21,864,087.08	211,662.84	21,602,839.34		217,464.78	99.80	43,782.96
2015	CO VANCE COUNTY							
	TAXES	20,460,290.21	920,421.25	19,797,305.01		641,369.11		21,616.09
A	ASSESSMENT	1,957,485.00	18,345.00	1,938,010.40		12,595.00		6,875.60
L	LATE LISTING	109,392.95	101,049.00	25,802.13		82,488.20		802.52
*	YEAR TOTAL	22,526,868.16	1,039,815.25	21,761,117.54		736,452.41	99.87	29,298.21
2016	CO VANCE COUNTY							
	TAXES	20,199,939.22	322,317.42	19,864,787.49		218,232.22		115,919.51
A	ASSESSMENT	2,062,720.00	58,795.00	2,010,510.67		26,877.50		25,331.83
L	LATE LISTING	49,532.87	42,771.38	38,319.66		5,516.02		1,657.19
*	YEAR TOTAL	22,312,192.09	423,883.80	21,913,617.82		255,625.74	99.36	142,948.53
2017	CO VANCE COUNTY							
	TAXES	20,528,473.74	180,311.12	20,327,139.99		106,948.09		94,385.66
A	ASSESSMENT	2,037,630.00	3,570.00	1,999,838.16		12,810.00		24,981.84
L	LATE LISTING	34,560.52	10,937.23	25,029.61		679.41		8,661.50
*	YEAR TOTAL	22,600,664.26	194,818.35	22,351,597.76		120,437.50	99.44	128,229.00
2018	CO VANCE COUNTY							
	TAXES	20,990,546.58	124,350.57	20,839,627.58		119,810.59		31,108.41
A	ASSESSMENT	2,171,323.00	4,011.00	2,137,664.54		8,064.00		25,574.46
L	LATE LISTING	26,266.24	6,802.35	21,860.70		1,409.90		2,995.64
*	YEAR TOTAL	23,188,135.82	135,163.92	22,999,172.82		129,284.49	99.75	59,678.51
2019	CO VANCE COUNTY							
	TAXES	21,052,989.17	140,269.59	20,955,144.66		52,737.41		45,107.10
A	ASSESSMENT	2,166,437.00	3,829.00	2,135,465.25		5,006.00		24,965.75
L	LATE LISTING	34,379.46	13,805.39	25,883.30		3,246.12		3,252.04
*	YEAR TOTAL	23,253,805.63	157,924.38	23,116,493.21		63,987.53	99.69	73,324.89
2020	CO VANCE COUNTY							
	TAXES	21,173,529.25	39,190.52	21,032,732.09		64,744.80		75,052.36
A	ASSESSMENT	2,271,357.00	4,131.00	2,227,293.73		4,995.00		39,068.27
L	LATE LISTING	52,176.60	6,613.84	48,786.39		780.44		2,509.77
*	YEAR TOTAL	23,497,062.85	59,935.36	23,308,812.21		70,520.24	99.50	117,730.40
2021	CO VANCE COUNTY							
	TAXES	21,471,605.30	88,831.75	21,210,637.21		79,983.47		180,984.62
A	ASSESSMENT	2,305,915.00	2,515.00	2,245,026.85		5,640.00		55,246.15
L	LATE LISTING	32,669.62	6,175.47	26,991.52		3,189.07		2,523.03
*	YEAR TOTAL	23,810,189.92	97,522.22	23,482,615.58		88,812.54	99.00	238,755.80

DATE 6/30/23 100 REAL AND LISTED PERSONAL  
 TIME 17:12:50 REVENUE UNIT: ALL  
 USER VNCARRIE

VANCE COUNTY  
 LEVY COLLECTED REPORT  
 AS OF RUN DATE

REVENUE UNIT/YEAR

PAGE 4  
 PRG# CL2237

YEAR	REVENUE UNIT CHARGE TYPE	(A) LEVY ORIG/DISC	DISC BILLS INCL IN (A)	(B) LEVY PAID/DSCNTS	DISCOUNTS INCL IN (B)	(C) NFT ABATEMENTS	B-C/A COLL %	LEVY OUTSTANDING
2022	DC VANCE COUNTY TAXES	22,166,178.57	159,631.03	21,445,724.49		146,638.94		573,815.14
	A ASSESSMENT	2,313,978.00	7,815.00	2,183,834.99		6,173.00		136,316.01
	L LATE LISTING	43,014.65	9,434.30	35,209.07		2,104.86		5,700.72
	* YEAR TOTAL	24,523,171.22	166,880.33	23,664,768.55		142,570.80	97.09	715,831.57
2023	00 VANCE COUNTY TAXES	86,822.71	85,822.71	17,192.99		12,936.29		56,693.43
	A ASSESSMENT	3,326.00	3,326.00	528.38		360.00		2,437.62
	L LATE LISTING	14,680.44	14,680.44	992.36		113.63		13,574.45
	* YEAR TOTAL	104,829.15	104,829.15	18,713.73		13,409.92	30.65	72,705.50
**	REV UNT TOT	358,865,295.89	3,745,789.90	355,517,615.91		3,485,529.54	99.49	1,862,150.44

DATE 6/30/23 100 REAL AND LISTED PERSONAL  
 TIME 17:12:50 REVENUE UNIT: ALL  
 USER UNCARRIE

VANCE COUNTY  
 LEVY COLLECTED REPORT  
 AS OF RUN DATE

REVENUE UNIT/YEAR

PAGE 14  
 PROG# CL2237

YEAR	REVENUE UNIT CHARGE TYPE	(A) LEVY ORIG/DISC	DISC BILLS INCL IN (A)	(B) LEVY PAID/DSCNTS	DISCOUNTS INCL IN (B)	(C) NET ABATEMENTS	B+C/A COLL. %	LEVY OUTSTANDING
2002	12 FIRE DISTRICT TAXES	4,124.55		3,317.20		807.35		
	* YEAR TOTAL	4,124.55		3,317.20		807.35	100.00	
2003	12 FIRE DISTRICT TAXES	6,729.53		6,056.55		604.96		68.02
	* YEAR TOTAL	6,729.53		6,056.55		604.96	98.59	68.02
2004	12 FIRE DISTRICT TAXES	8,740.21	28.59	8,109.80		517.65		32.76
	* YEAR TOTAL	8,740.21	28.59	8,109.80		517.65	99.63	32.76
2005	12 FIRE DISTRICT TAXES	13,511.98		12,975.97		232.94		303.07
	L LATE LISTING			.20		.20-		
	* YEAR TOTAL	13,511.98		12,976.17		232.74	97.76	303.07
2006	12 FIRE DISTRICT TAXES	89,836.07	404.13	89,343.34		229.94		262.79
	* YEAR TOTAL	89,836.07	404.13	89,343.34		229.94	99.71	262.79
2007	12 FIRE DISTRICT TAXES	342,310.78	723.66	341,760.63		278.37		271.78
	* YEAR TOTAL	342,310.78	723.66	341,760.63		278.37	99.93	271.78
2008	12 FIRE DISTRICT TAXES	397,167.68	1,220.07	396,419.23		453.96		294.49
	L LATE LISTING			.21		.21-		
	* YEAR TOTAL	397,167.68	1,220.07	396,419.44		453.75	99.93	294.49
2009	12 FIRE DISTRICT TAXES	403,358.41	120.39	402,499.70		518.36		340.35
	L LATE LISTING			1.26		1.58-		.32
	* YEAR TOTAL	403,358.41	120.39	402,500.96		516.78	95.92	340.67
2010	12 FIRE DISTRICT TAXES	402,067.02	235.37	400,832.99		867.87		366.16
	L LATE LISTING			1.98		2.30-		.32
	* YEAR TOTAL	402,067.02	235.37	400,834.97		865.57	99.91	366.48
2011	12 FIRE DISTRICT TAXES	413,720.14	4,886.84	406,949.71		6,420.56		349.91



DATE 6/30/23 100 REAL AND LISTED PERSONAL  
 TIME 17:12:50 REVENUE UNIT: ALL  
 USER VNCARRIE

VANCE COUNTY  
 LEVY COLLECTED REPORT  
 AS OF RUN DATE

REVENUE UNIT/YEAR

PAGE 15  
 PROGH CL2237

YEAR	REVENUE UNIT CHARGE TYPE	(A) LEVY ORIG/DISC	DISC BILLS INCL IN (A)	(B) LEVY PAID/DSCNTS	DISCOUNTS INCL IN (B)	(C) NET ABATEMENTS	B+C/A COLL %	LEVY OUTSTANDING
	L LATE LISTING	1,123.56	859.87	682.14		418.87		22.55
	* YEAR TOTAL	414,843.74	5,746.71	407,631.85		6,839.43	99.92	372.46
2012	12 FIRE DISTRICT TAXES	666,994.21	7,263.01	674,853.51		31,732.51		407.79
	L LATE LISTING	1,961.06	1,180.07	1,510.90		419.33		30.83
	* YEAR TOTAL	668,955.27	8,443.08	636,354.81		32,151.84	99.94	438.62
2013	12 FIRE DISTRICT TAXES	655,653.87	4,628.49	648,876.75		6,332.75		444.33
	L LATE LISTING	1,340.28	323.26	1,269.69		139.73		30.88
	* YEAR TOTAL	656,994.15	4,951.75	650,046.46		6,472.48	99.93	475.21
2014	12 FIRE DISTRICT TAXES	649,950.65	5,833.35	644,645.29		4,815.50		485.76
	L LATE LISTING	1,199.83	420.65	923.71		195.99		80.10
	* YEAR TOTAL	651,150.48	6,254.00	645,573.10		5,011.49	99.92	565.86
2015	12 FIRE DISTRICT TAXES	647,489.28	7,381.65	640,733.84		6,094.65		660.79
	L LATE LISTING	1,625.22	1,352.19	446.51		1,154.57		23.74
	* YEAR TOTAL	649,114.50	8,733.84	641,180.35		7,249.62	99.90	684.53
2016	12 FIRE DISTRICT TAXES	658,488.95	10,245.97	642,262.06		10,862.30		5,364.59
	L LATE LISTING	849.94	630.98	389.04		420.73		40.15
	* YEAR TOTAL	659,338.89	10,876.95	642,651.12		11,283.03	99.19	5,404.74
2017	12 FIRE DISTRICT TAXES	671,651.58	8,549.96	664,866.21		2,401.20		4,384.27
	L LATE LISTING	1,472.02	481.92	1,025.73		27.82		417.47
	* YEAR TOTAL	673,123.70	9,031.88	665,892.94		2,429.02	99.29	4,801.74
2018	12 FIRE DISTRICT TAXES	1,008,071.62	6,484.71	1,004,005.11		2,617.14		1,449.37
	L LATE LISTING	1,484.04	270.97	1,265.86		71.71		146.47
	* YEAR TOTAL	1,009,555.66	6,755.68	1,005,270.97		2,688.85	99.85	1,595.84
2019	12 FIRE DISTRICT TAXES	1,404,011.64	5,870.44	1,398,567.63		2,768.48		2,675.53
	L LATE LISTING	1,879.61	348.23	1,525.91		249.17		104.53
	* YEAR TOTAL	1,405,891.25	6,218.67	1,400,093.54		3,017.65	99.81	2,780.06

DATE 6/30/23 100 REAL AND LISTED PERSONAL  
 TIME 17:12:50 REVENUE UNIT: ALL  
 USER VNCARRIE

VANCE COUNTY  
 LEVY COLLECTED REPORT  
 AS OF RUN DATE

REVENUE UNIT/YEAR

PAGE 16  
 PROG# CL2257

YEAR	REVENUE UNIT CHARGE TYPE	(A) LEVY ORIG/DISC	DISC BILLS INCL IN (A)	(B) LEVY PAID/DISCNTS	DISCOUNTS INCL IN (B)	(C) NET ABATEMENTS	B-C/A COLL %	LEVY OUTSTANDING
2020	12 FIRE DISTRICT							
	TAXES	1,416,577.68	6,149.81	1,409,319.58		2,224.82		5,033.28
	L LATE LISTING	4,391.54	411.37	4,143.25		56.76		191.59
	* YEAR TOTAL	1,420,969.22	6,561.18	1,413,462.83		2,281.52	95.64	5,224.87
2021	12 FIRE DISTRICT							
	TAXES	1,457,168.53	7,076.34	1,418,124.03		6,807.53		12,216.97
	L LATE LISTING	2,755.69	424.74	2,344.50		210.01		201.18
	* YEAR TOTAL	1,439,924.22	7,495.08	1,420,468.53		7,017.54	99.14	12,438.15
2022	12 FIRE DISTRICT							
	TAXES	1,492,092.59	11,731.68	1,443,005.42		11,487.49		37,599.68
	L LATE LISTING	2,957.16	611.35	2,436.55		89.82		430.79
	* YEAR TOTAL	1,495,049.75	12,343.03	1,445,441.97		11,577.31	97.46	38,030.47
2023	12 FIRE DISTRICT							
	TAXES	8,032.16	8,032.15	1,479.17		1,281.98		5,271.01
	L LATE LISTING	1,310.94	1,310.94	23.27		10.20		1,277.47
	* YEAR TOTAL	9,343.10	9,343.10	1,502.44		1,292.18	29.92	6,548.48
	** REV UNIT TOT	12,822,100.13	105,487.16	12,636,979.97		103,819.07	99.37	81,301.09
	*** GROUP TOTAL	658,237,296.62	5,261,401.13	451,340,216.05		4,594,076.59	99.50	2,303,003.98

DATE 6/30/23 125 GAP VEHICLE BILLING  
 TIME 17:12:50 REVENUE UNIT: ALL  
 USER VNCARRIE

VANCE COUNTY  
 LEVY COLLECTED REPORT  
 AS OF RUN DATE

REVENUE UNIT/YEAR

PAGE 17  
 PRGM CL2237

YEAR	REVENUE UNIT CHARGE TYPE	(A) LEVY ORIG/DISC	DISC BILLS INCL IN (A)	(B) LEVY PAID/DSCNTS	DISCOUNTS INCL IN (B)	(C) NET ABATEMENTS	B+C/A CCLD %	LEVY OUTSTANDING
2017 00	VANCE COUNTY TAXES	22,989.27		10,923.85		4,331.69		7,733.73
*	YEAR TOTAL	22,989.27		10,923.85		4,331.69	65.36	7,733.73
2018 00	VANCE COUNTY TAXES	66,330.10	66,330.10	32,732.24		6,240.24		27,357.62
*	YEAR TOTAL	66,330.10	66,330.10	32,732.24		6,240.24	58.76	27,357.62
2019 00	VANCE COUNTY TAXES	90,160.12	90,160.12	47,135.07		6,603.59		16,421.46
*	YEAR TOTAL	90,160.12	90,160.12	47,135.07		6,603.59	59.61	16,421.46
2020 00	VANCE COUNTY TAXES	78,846.04	78,846.04	44,672.50		475.30		33,698.24
*	YEAR TOTAL	78,846.04	78,846.04	44,672.50		475.30	57.27	33,698.24
2021 00	VANCE COUNTY TAXES	63,703.55	63,703.55	38,291.65		745.66		24,666.24
*	YEAR TOTAL	63,703.55	63,703.55	38,291.65		745.66	61.28	24,666.24
2022 00	VANCE COUNTY TAXES	109,903.14	109,903.14	51,190.90		1,532.47		57,179.77
*	YEAR TOTAL	109,903.14	109,903.14	51,190.90		1,532.47	47.98	57,179.77
2023 00	VANCE COUNTY TAXES	70,387.43	70,387.43	7,424.03		381.88		62,581.52
*	YEAR TOTAL	70,387.43	70,387.43	7,424.03		381.88	11.09	62,581.52
**	REV UNT TOT	502,319.65	479,330.38	232,370.24		20,310.83	50.31	249,638.58

DATE 6/30/23 125 GAP VEHICLE BILLING  
 TIME 17:12:50 REVENUE UNIT: ALL  
 USER VNCARRIE

VANCE COUNTY  
 LEVY COLLECTED REPORT  
 AS OF RUN DATE

REVENUE UNIT/YEAR

PAGE 21  
 PRGM# CL2237

YEAR	REVENUE UNIT CHARGE TYPE	(A) LEVY ORIG/DISC	DISC BILLS INCL IN (A)	(B) LEVY PAID/DSCNTS	DISCOUNTS INCL IN (E)	(C) NET ABATEMENTS	B+C/A COLL %	LEVY OUTSTANDING
2017	12 FIRE DISTRICT TAXES	840.25		422.95		146.16		271.18
	* YEAR TOTAL	840.29		422.95		146.16	67.73	271.18
2018	12 FIRE DISTRICT TAXES	2,770.77	2,770.77	1,420.37		317.54		1,032.86
	* YEAR TOTAL	2,770.77	2,770.77	1,420.37		317.54	62.73	1,032.86
2019	12 FIRE DISTRICT TAXES	5,467.24	5,467.24	3,013.92		337.41		2,115.91
	* YEAR TOTAL	5,467.24	5,467.24	3,013.92		337.41	61.30	2,115.91
2020	12 FIRE DISTRICT TAXES	5,543.50	5,543.50	3,263.33		.58		2,279.59
	* YEAR TOTAL	5,543.50	5,543.50	3,263.33		.58	58.88	2,279.59
2021	12 FIRE DISTRICT TAXES	4,648.95	4,648.95	2,838.63		65.76		1,744.56
	* YEAR TOTAL	4,648.95	4,648.95	2,838.63		65.76	62.48	1,744.56
2022	12 FIRE DISTRICT TAXES	7,749.89	7,749.89	3,755.36		92.13		3,902.38
	* YEAR TOTAL	7,749.89	7,749.89	3,755.36		92.13	49.65	3,902.38
2023	12 FIRE DISTRICT TAXES	4,991.44	4,991.44	642.11		38.19		4,311.14
	* YEAR TOTAL	4,991.44	4,991.44	642.11		38.19	13.63	4,311.14
	** REV UNIT TOT	32,012.08	31,171.79	15,356.59		997.77	51.09	15,657.62
	*** GROUP TOTAL	673,454.32	643,422.75	303,797.28		27,115.06	49.14	342,541.93

DATE 6/30/23 150 PUBLIC UTILITIES  
 TIME 17:12:50 REVENUE UNIT: ALL  
 USER VNCARRIE

VANCE COUNTY  
 LEVY COLLECTED REPORT  
 AS OF RUN DATE

REVENUE UNIT/YEAR

PAGE 22  
 PROC# CL2237

YEAR	REVENUE UNIT CHARGE TYPE	(A) LEVY ORIG/DISC	DISC BILLS INCL IN (A)	(B) LEVY PAID/DISCNTS	DISCOUNTS INCL IN (B)	(C) NET ABATEMENTS	B+C/A COL% \$	LEVY OUTSTANDING
2003 00	VANCE COUNTY TAXES	77.41		74.57		2.84		
*	YEAR TOTAL	77.41		74.57		2.84	100.00	
2006 00	VANCE COUNTY TAXES	354,990.15		354,990.15				
*	YEAR TOTAL	354,990.15		354,990.15			100.00	
2007 00	VANCE COUNTY TAXES	559,394.08		559,394.08				
L	LATE LISTING	12.67		12.67				
*	YEAR TOTAL	559,406.75		559,406.75			100.00	
2008 00	VANCE COUNTY TAXES	641,262.39		641,262.39				
*	YEAR TOTAL	641,262.39		641,262.39			100.00	
2009 00	VANCE COUNTY TAXES	622,975.47		622,975.47				
L	LATE LISTING	24.24		24.24				
*	YEAR TOTAL	622,999.71		622,999.71			100.00	
2010 00	VANCE COUNTY TAXES	605,674.17		605,674.17				
*	YEAR TOTAL	605,674.17		605,674.17			100.00	
2011 00	VANCE COUNTY TAXES	609,356.48		609,356.48				
*	YEAR TOTAL	609,356.48		609,356.48			100.00	
2012 00	VANCE COUNTY TAXES	607,921.29		607,921.29				
*	YEAR TOTAL	607,921.29		607,921.29			100.00	
2013 00	VANCE COUNTY TAXES	608,310.46		608,310.46				
*	YEAR TOTAL	608,310.46		608,310.46			100.00	
2014 00	VANCE COUNTY TAXES	609,191.68		609,191.68				
*	YEAR TOTAL	609,191.68		609,191.68			100.00	

DATE 6/30/23 150 PUBLIC UTILITIES  
 TIME 17:12:50 REVENUE UNIT: ALL  
 USER VNCARRIE

VANCE COUNTY  
 LEVY COLLECTED REPORT  
 AS OF RUN DATE

REVENUE UNIT/YEAR

PAGE 23  
 PRGM# CL2237

YEAR	REVENUE UNIT CHARGE TYPE	(A) LEVY ORIG/DISC	DISC BILLS INCL IN (A)	(B) LEVY PAID/DSCNTS	DISCOUNTS INCL IN (B)	(C) NET ABATEMENTS	B+C/A COLL %	LEVY OUTSTANDING
2015 00	VANCE COUNTY TAXES	688,091.16	24.26	688,076.32		1.58		13.26
*	YEAR TOTAL	688,091.16	24.26	688,076.32		1.58	100.00	13.26
2016 00	VANCE COUNTY TAXES	779,311.38		779,311.38				
*	YEAR TOTAL	779,311.38		779,311.38			100.00	
2017 00	VANCE COUNTY TAXES	784,322.66		784,322.66				
L	LATE LISTING			60.52		60.52		
*	YEAR TOTAL	784,322.66		784,383.18		60.52	100.00	
2018 00	VANCE COUNTY TAXES	802,318.43		802,318.43				
*	YEAR TOTAL	802,318.43		802,318.43			100.00	
2019 00	VANCE COUNTY TAXES	888,627.43		888,627.43				
*	YEAR TOTAL	888,627.43		888,627.43			100.00	
2020 00	VANCE COUNTY TAXES	830,778.65		830,778.65				
*	YEAR TOTAL	830,778.65		830,778.65			100.00	
2021 00	VANCE COUNTY TAXES	938,374.78		858,154.58		80,220.20		
*	YEAR TOTAL	938,374.78		858,154.58		80,220.20	100.00	
2022 00	VANCE COUNTY TAXES	872,784.03		872,219.49				564.54
**	YEAR TOTAL	872,784.03		872,219.49			99.94	564.54
**	REV UNT TOT	11,803,799.01	24.26	11,723,057.11		80,164.10	100.00	577.80

DATE 6/30/23 150 PUBLIC UTILITIES  
 TIME 17:12:50 REVENUE UNIT: ALL  
 USER VNCARRIE

VANCE COUNTY  
 LEVY COLLECTED REPORT  
 AS OF RUN DATE

REVENUE UNIT/YEAR

PAGE 30  
 PRGM# CL2237

YEAR	REVENUE UNIT CHARGE TYPE	(A) LEVY ORIG/DISC	DISC BILLS INCL IN (A)	(B) LEVY PAID/DSCNTS	DISCOUNTS INCL IN (B)	(C) NET ABATEMENTS	B+C/A COLL %	LEVY OUTSTANDING
2006	12 FIRE DISTRICT TAXES	7,269.34		7,269.34				
	* YEAR TOTAL	7,269.34		7,269.34			100.00	
2007	12 FIRE DISTRICT TAXES	9,800.62		9,800.62				
	* YEAR TOTAL	9,800.62		9,800.62			100.00	
2008	12 FIRE DISTRICT TAXES	10,987.24		10,987.24				
	* YEAR TOTAL	10,987.24		10,987.24			100.00	
2009	12 FIRE DISTRICT TAXES	10,969.95		10,969.95				
	* YEAR TOTAL	10,969.95		10,969.95			100.00	
2010	12 FIRE DISTRICT TAXES	10,818.60		10,818.60				
	* YEAR TOTAL	10,818.60		10,818.60			100.00	
2011	12 FIRE DISTRICT TAXES	11,212.98		11,212.98				
	* YEAR TOTAL	11,212.98		11,212.98			100.00	
2012	12 FIRE DISTRICT TAXES	17,464.01		17,464.01				
	* YEAR TOTAL	17,464.01		17,464.01			100.00	
2013	12 FIRE DISTRICT TAXES	17,835.77		17,835.77				
	* YEAR TOTAL	17,835.77		17,835.77			100.00	
2014	12 FIRE DISTRICT TAXES	18,076.29		18,076.29				
	* YEAR TOTAL	18,076.29		18,076.29			100.00	
2015	12 FIRE DISTRICT TAXES	21,895.14	1.06	21,894.47				.67
	* YEAR TOTAL	21,895.14	1.06	21,894.47			100.00	.67
2016	12 FIRE DISTRICT							

DATE 6/30/23 150 PUBLIC UTILITIES  
 TIME 17:12:50 REVENUE UNIT: ALL  
 USER VNCARRIE

VANCE COUNTY  
 LEVY COLLECTED REPORT  
 AS OF RUN DATE

REVENUE UNIT/YEAR

PAGE 31  
 PROG# CL2237

YEAR	REVENUE UNIT CHARGE TYPE	(A) LEVY ORIG/DISC	DISC BILLS INCL IN (A)	(B) LEVY PAID/DSCNTS	DISCOUNTS INCL IN (B)	(C) NET ABATEMENTS	B-C/A COLL %	LEVY OUTSTANDING
	TAXES	24,653.10		24,653.10				
	* YEAR TOTAL	24,653.10		24,653.10			100.00	
2017	12 FIRE DISTRICT TAXES	24,951.20		24,951.20				
	LATE LISTING			.75		.75-		
	* YEAR TOTAL	24,951.20		24,951.95			.75-100.00	
2018	12 FIRE DISTRICT TAXES	37,572.73		37,572.73				
	* YEAR TOTAL	37,572.73		37,572.73			100.00	
2019	12 FIRE DISTRICT TAXES	56,126.67		56,126.67				
	* YEAR TOTAL	56,126.67		56,126.67			100.00	
2020	12 FIRE DISTRICT TAXES	52,363.46		52,363.46				
	* YEAR TOTAL	52,363.46		52,363.46			100.00	
2021	12 FIRE DISTRICT TAXES	60,639.63		55,599.39		5,040.24		
	* YEAR TOTAL	60,639.63		55,599.39		5,040.24	100.00	
2022	12 FIRE DISTRICT TAXES	57,420.18		57,419.65				.53
	* YEAR TOTAL	57,420.18		57,419.65			100.00	.53
	** REV UNT TOT	450,054.91	1.06	445,016.22		5,038.69	100.00	1.20
	*** GROUP TOTAL	15,911,269.72	26.33	15,800,781.64		109,481.73	100.00	1,026.35



DATE 6/30/23 200 REGISTERED VEHICLE  
 TIME 17:12:50 REVENUE UNIT: ALL  
 USER VNCARRIE

VANCE COUNTY  
 LEVY COLLECTED REPORT  
 AS OF RUN DATE

REVENUE UNIT/YEAR

PAGE 32  
 PRCG# CL2237

YEAR	REVENUE UNIT CHARGE TYPE	(A) LEVY ORIG/DISC	DISC BILLS INCL IN (A)	(B) LEVY PAID/DSCNTS	DISCOUNTS INCL IN (B)	(C) NET ABATEMENTS	B+C/A COLL %	LEVY OUTSTANDING
2030	00 VANCE COUNTY TAXES	51,147.03		15,739.14		35,307.78		100.11
	* YEAR TOTAL	51,147.03		15,739.14		35,307.78	99.81	100.11
2031	00 VANCE COUNTY TAXES	61,032.85		19,463.85		41,562.69		6.31
	* YEAR TOTAL	61,032.85		19,463.85		41,562.69	99.99	6.31
2032	00 VANCE COUNTY TAXES	64,790.31		28,623.03		36,167.78		
	* YEAR TOTAL	64,790.81		28,623.03		36,167.78	100.00	
2033	00 VANCE COUNTY TAXES	65,201.36		33,554.98		31,646.38		
	* YEAR TOTAL	65,201.36		33,554.98		31,646.38	100.00	
2034	00 VANCE COUNTY TAXES	79,393.27		49,371.22		30,022.05		
	* YEAR TOTAL	79,393.27		49,371.22		30,022.05	100.00	
2035	00 VANCE COUNTY TAXES	232,362.23		203,491.76		40.07		26,830.40
	* YEAR TOTAL	232,362.23		203,491.76		40.07	27.60	26,830.40
2606	00 VANCE COUNTY TAXES	1,709,684.20		1,680,756.09		264.42		28,663.69
	L LATE LISTING	.30-		.30-				
	* YEAR TOTAL	1,709,683.90		1,680,755.79		264.42	98.33	28,663.69
2037	00 VANCE COUNTY TAXES	2,672,490.30		2,644,658.01		1,550.06		26,282.23
	* YEAR TOTAL	2,672,490.30		2,644,658.01		1,550.06	99.02	26,282.23
2038	00 VANCE COUNTY TAXES	2,377,859.90		2,354,449.39		623.51		22,787.00
	L LATE LISTING	.03-		.03-				
	* YEAR TOTAL	2,377,859.87		2,354,449.36		623.51	99.05	22,787.00
2039	00 VANCE COUNTY TAXES	2,026,433.15		2,000,055.16		1,922.37		24,455.62
	L LATE LISTING	.02-		.02-				
	* YEAR TOTAL	2,026,433.13		2,000,055.14		1,922.37	98.80	24,455.62

DATE 6/30/23 200 REGISTERED VEHICLE  
 TIME 17:12:50 REVENUE UNIT: ALL  
 USER VNCARRIE

VANCE COUNTY  
 LEVY COLLECTED REPORT  
 AS OF RUN DATE

REVENUE UNIT/YEAR

PAGE 33  
 PRGM CL2237

YEAR	REVENUE UNIT CHARGE TYPE	(A) LEVY ORIG/DISC	DISC BILLS INCL IN (A)	(B) LEVY PAID/DSCNTS	DISCOUNTS INCL IN (B)	(C) NET ABATEMENTS	E+C/A CCLL %	LEVY OUTSTANDING
2010	00 VANCE COUNTY TAXES	1,794,422.05	3,658.97	1,744,957.68		27,132.76		22,331.61
	* YEAR TOTAL	1,794,422.05	3,658.97	1,744,957.68		27,132.76	98.76	22,331.61
2011	00 VANCE COUNTY TAXES	2,231,343.97	11,437.28	2,159,720.48		45,341.36		22,282.13
	* YEAR TOTAL	2,231,343.97	11,437.28	2,159,720.48		45,341.36	99.01	22,282.13
2012	00 VANCE COUNTY TAXES	2,154,248.50	5,477.76	2,073,513.73		55,247.12		25,487.65
	* YEAR TOTAL	2,154,248.50	5,477.76	2,073,513.73		55,247.12	98.82	25,487.65
2013	00 VANCE COUNTY TAXES	1,319,211.80	5,342.72	1,268,895.34		30,063.25		20,253.21
	* YEAR TOTAL	1,319,211.80	5,342.72	1,268,895.34		30,063.25	98.47	20,253.21
2014	00 VANCE COUNTY TAXES	3,592.87	879.64	3,264.22		83.85		244.80
	* YEAR TOTAL	3,592.87	879.64	3,264.22		83.85	93.19	244.80
2015	00 VANCE COUNTY TAXES	310.14	310.14	291.18				18.96
	* YEAR TOTAL	310.14	310.14	291.18			93.89	18.96
	** REV UNIT TOT	15,843,524.08	27,106.51	15,280,804.91		340,975.45	98.69	221,743.72

DATE 6/30/23 200 REGISTERED VEHICLE  
 TIME 17:12:50 REVENUE UNIT: ALL  
 USER VNCARRIE

VANCE COUNTY  
 LEVY COLLECTED REPORT  
 AS OF RUN DATE

REVENUE UNIT/YEAR

PAGE 40  
 PRGM# CL2237

YEAR	REVENUE UNIT CHARGE TYPE	(A) LEVY ORIG/DISC	DISC BILLS INCL IN (A)	(B) LEVY PAID/DSCNTS	DISCOUNTS INCL IN (B)	(C) NET ABATEMENTS	B+C/A COLL %	LEVY OUTSTANDING
2002	12 FIRE DISTRICT TAXES	727.43		385.85		341.58		
	* YEAR TOTAL	727.43		385.85		341.58	100.00	
2003	12 FIRE DISTRICT TAXES	1,378.08		786.42		591.66		
	* YEAR TOTAL	1,378.08		786.42		591.66	100.00	
2004	12 FIRE DISTRICT TAXES	1,770.44		1,170.00		600.44		
	* YEAR TOTAL	1,770.44		1,170.00		600.44	100.00	
2005	12 FIRE DISTRICT TAXES	5,276.33		4,705.66		1.32		569.35
	* YEAR TOTAL	5,276.33		4,705.66		1.32	85.21	569.35
2006	12 FIRE DISTRICT TAXES	40,840.25		40,320.35		7.62		512.28
	* YEAR TOTAL	40,840.25		40,320.35		7.62	98.75	512.28
2007	12 FIRE DISTRICT TAXES	63,154.07		62,596.92		46.40		510.75
	* YEAR TOTAL	63,154.07		62,596.92		46.40	99.20	510.75
2008	12 FIRE DISTRICT TAXES	56,307.26		55,858.59		16.43		432.24
	* YEAR TOTAL	56,307.26		55,858.59		16.43	99.24	432.24
2009	12 FIRE DISTRICT TAXES	48,832.57		48,183.31		41.41		607.85
	* YEAR TOTAL	48,832.57		48,183.31		41.41	98.75	607.85
2010	12 FIRE DISTRICT TAXES	42,756.54	102.48	41,971.90		262.08		522.56
	* YEAR TOTAL	42,756.54	102.48	41,971.90		262.08	98.78	522.56
2011	12 FIRE DISTRICT TAXES	53,858.96	284.46	52,397.02		969.55		492.39
	* YEAR TOTAL	53,858.96	284.46	52,397.02		969.55	99.09	492.39
2012	12 FIRE DISTRICT							

DATE 6/30/23 200 REGISTERED VEHICLE  
 TIME 17:12:50 REVENUE UNIT: ALL  
 USER VNCARRIE

VANCO COUNTY  
 LEVY COLLECTED REPORT  
 AS OF RUN DATE

REVENUE UNIT/YEAR

PAGE 41  
 PRG# CL2237

YEAR	REVENUE UNIT CHARGE TYPE	(A) LEVY ORIG/DISC	DISC BILLS INCL IN (A)	(B) LEVY PAID/DEBTS	DISCOUNTS INCL IN (B)	(C) NET ABATEMENTS	E/C/A CULL %	LEVY OUTSTANDING
	TAXES	67,538.35	174.39	65,644.10		1,251.99		742.26
*	YEAR TOTAL	67,638.35	174.39	65,644.10		1,251.99	98.91	742.26
2013 12	FIRE DISTRICT TAXES	48,243.68	202.41	46,624.63		942.67		676.38
*	YEAR TOTAL	48,243.68	202.41	46,624.63		942.67	98.60	675.38
2014 12	FIRE DISTRICT TAXES	112.52	43.70	100.53		4.25		7.70
*	YEAR TOTAL	112.52	43.70	100.53		4.25	93.16	7.70
2015 12	FIRE DISTRICT TAXES	.96	.96					.96
*	YEAR TOTAL	.96	.96					.96
**	REV UNT TOT	430,897.44	808.40	420,745.28		5,077.44	98.83	5,074.72
***	GROUP TOTAL	21,536,372.01	33,374.46	20,753,958.87		473,638.42	98.57	308,774.72

DATE 6/30/23  
 TIME 17:18:36  
 USER VMCARRIE

CURR TAX YEAR: 2022

VANCE COUNTY  
 TAX COLLECTIONS REPORT ALL RGDCS BY UNIT/YEAR  
 DEPOSIT DATE RANGE 6/01/2023 THRU 6/30/2023  
 YEAR RANGE 2000 THRU 2022

PAGE 1  
 PROG# CL2225A

REVENUE UNIT: 00 VANCE COUNTY

YEAR	BEGINNING LEVY	ADDITIONS TO LEVY MTD	ADDITIONS YTD	DISCOUNTS AND RELEASES TO LEVY MTD	DISCOUNTS AND RELEASES YTD	ADJUSTED LEVY	COLLECTED MTD	COLLECTED YTD	ENDING BALANCE
2022	22,902,911.92		494,715.80	3.43	356,024.60	23,041,604.12	69,352.92	22,404,343.95	637,260.17
2021	587,021.93		1,015.95		5,258.49	582,779.39	11,342.94	374,605.50	208,173.89
2020	244,535.70		1,049.21		3,994.67	241,690.24	6,561.86	129,406.62	112,283.62
2019	143,489.80		896.33		3,792.23	140,593.50	1,977.93	55,813.30	84,780.60
2018	78,914.75		499.74		936.17	78,478.32	1,378.99	17,016.65	61,461.67
2017	117,851.14		3,945.81		3,250.35	118,546.60	1,007.07	7,565.71	110,980.89
2016	121,922.81		3,446.07		2,523.14	122,845.74	618.14	5,229.04	117,616.70
2015	25,265.79					25,265.79	165.10	2,814.96	22,450.83
2014	37,462.97					37,462.97	387.38	1,728.63	35,734.34
2013	50,479.63					50,479.63	247.03	2,893.99	47,585.64
2012	44,834.92					44,834.92	118.47	2,604.36	42,230.56
2011	43,070.57					43,070.57	54.19	428.28	42,642.29
2010	35,831.16					35,831.16	54.12	210.60	35,620.56
2009	38,031.28					38,031.28	21.54	59.82	37,931.46
2008	35,946.02					35,946.02		79.88	35,866.14
2007	39,010.00					39,010.00	43.52	173.20	38,836.80
2006	40,299.41					40,299.41		36.80	40,262.61
2005	42,021.37					42,021.37	30.00	66.80	41,954.57
2004	937.40					937.40			937.40
2003	2,072.31					2,072.31		36.00	2,036.31
2002	390.90					390.90			390.90
2001	1,140.52					1,140.52		33.60	1,106.92
2000	724.23					724.23		33.60	690.63
TOTAL	24,634,266.53		505,569.91	3.43	375,775.65	24,764,056.79	93,405.20	23,005,221.29	1,758,835.50



DATE 6/30/23  
 TIME 17:18:38  
 USER VNCARRIE

VANCE COUNTY  
 TAX COLLECTIONS REPORT ALL RGCDs BY UNIT/YEAR  
 DEPOSIT DATE RANGE 6/01/2023 THRU 6/30/2023  
 YEAR RANGE 2000 THRU 2022

PAGE 9  
 PROG# CL2223A

CURR TAX YEAR: 2022

REVENUE UNIT: 12 FIRE DISTRICT

YEAR	BEGINNING LEVY	ADDITIONS TO LEVY MTD	ADDITIONS YTD	DISCOUNTS AND RELEASES TO LEVY MTD	DISCOUNTS AND RELEASES YTD	ADJUSTED LEVY	COLLECTED MTD	COLLECTED YTD	ENDING BALANCE
2022	1,540,126.50		34,974.86	.34	26,451.38	1,548,550.38	4,221.45	1,506,617.00	41,933.38
2021	38,485.45		101.59		525.89	38,061.15	686.46	23,878.44	14,182.71
2020	16,619.52		104.90		399.45	16,324.97	301.61	8,824.30	7,500.67
2019	7,338.91		89.63		379.23	7,049.31	114.55	2,153.34	4,895.97
2018	3,553.33		35.93		67.33	3,531.93	90.69	903.23	2,628.70
2017	5,357.83		195.07		160.67	5,392.23	44.93	319.11	5,072.92
2016	5,591.32		170.37		124.72	5,636.97	28.91	232.23	5,404.74
2015	809.15					809.15	8.54	122.99	686.16
2014	638.44					638.44	19.45	64.88	573.56
2013	1,276.75					1,276.75	12.63	125.16	1,151.59
2012	1,286.73					1,286.73	5.90	105.85	1,180.88
2011	874.51					874.51	.66	9.66	864.85
2010	896.04					896.04	1.80	7.00	889.04
2009	951.12					951.12		2.60	948.52
2008	725.33					725.33		2.60	726.73
2007	786.61					786.61	1.42	4.08	782.53
2006	776.27					776.27		1.20	775.07
2005	874.58					874.58	.95	2.16	872.42
2004	32.76					32.76			32.76
2003	69.22					69.22		1.20	68.02
2002									
2001									
TOTAL	1,627,084.77		35,572.35	.34	28,108.67	1,631,548.45	5,539.96	1,543,377.23	91,171.22
CURRENT INTEREST & COLLECTORS FEES							297.99	1,998.02	

DATE 6/30/23  
TIME 17:18:38  
USER VNCARRIS

VANCE COUNTY  
TAX COLLECTIONS REPORT ALL RGCDs BY UNIT/YEAR  
DEPOSIT DATE RANGE 6/01/2023 THRU 6/30/2023  
YEAR RANGE 2000 THRU 2022

PAGE 10  
PRG# CL2223A

CURR TAX YEAR: 2022

REVENUE UNIT: 12 FIRE DISTRICT

YEAR	BEGINNING LEVY	ADDITIONS TO LEVY MTD	ADDITIONS YTD	DISCOUNTS AND RELEASES TO LEVY MTD	DISCOUNTS AND RELEASES YTD	ADJUSTED LEVY	COLLECTED MTD	COLLECTED YTD	ENDING BALANCE
PRIOR INTEREST & COLLECTORS FEES							376.38	6,255.86	
TOTAL INTEREST & COLLECTORS FEES							574.37	10,253.88	
TOTAL PRIOR YEARS TAXES							1,318.51	36,760.23	
TOTAL TAXES & INTEREST & COLLECTORS FEES							6,214.33	1,553,631.11	
DISCOVERIES TAXES & INTEREST									
NET							6,214.33	1,553,631.11	
CURRENT YEAR PERCENTAGE 97.29									





## VETERANS SERVICE OFFICE

300 S. GARNETT STREET  
HENDERSON, NC 27536  
OFFICE: (252) 438-4619  
FAX: (252) 438-6076

### 2023 JULY MONTHLY REPORT

Visits/Calls - 231	Male - 171	Meetings/Events - 2
Emails - 45	Female - 48	Out of County - 91
Intent to File - 1	Compensation/Pension - 62	Service Connected - 17
Claims Filed - 3	Other - 158	(received 10% - 100% this month)

07/14/23- In January 2023, Under Secretary of Defense for Acquisition and Sustainment William A. LaPlante directed all Department of Defense organizations to begin full implementation of the DOD Naming Commission recommendations. This directive includes the renaming of nine Army installations by January 1, 2024.

The affected Army installations will undergo official Naming Ceremonies and will retain their former names until those Ceremonies are held and the Secretary of the Army officially approves each change. To date two installations have been officially renamed. The remaining seven will be renamed by the January 1, 2024 deadline.

#### Affected Army Installations:

<b>Current Name</b>	<b>Location</b>	<b>Former Name</b>
Fort Barfoot	Virginia	Fort Pickett
Fort Novosel	Alabama	Fort Rucker
<b>Current Name</b>	<b>Location</b>	<b>Will Be Renamed</b>
Fort Benning	Georgia	Fort Moore
Fort Bragg	North Carolina	Fort Liberty
Fort Gordon	Georgia	Fort Eisenhower
Fort A.P. Hill	Virginia	Fort Walker
Fort Hood	Texas	Fort Cavazos
Fort Lee	Virginia	Fort Gregg-Adams
Fort Polk	Louisiana	Fort Johnson



## **VETERANS SERVICE OFFICE**

300 S. GARNETT STREET  
HENDERSON, NC 27536  
OFFICE: (252) 438-4619  
FAX: (252) 438-6076

07/17/23- Vance County Veteran's Widow was awarded a monthly tax-free VA compensation payment of \$1562.74 starting August 2023 and received a retroactive payment of \$52,522.66.

07/18/23- Bailey and I attended Granville County's Veterans Affairs Committee meeting. This is a volunteer committee, who markets, sponsors and plans events for veterans. It would be great if Vance County can institute a Veterans Affairs Committee as well.

07/31/23- Vance County Veteran was awarded a monthly tax-free VA compensation payment of \$3621.95 starting August 2023.

Vance County Veteran was awarded a monthly tax-free VA compensation payment of \$3750.57 starting August 2023 and received a retroactive payment of \$19,827.34.

# *Miscellaneous*

## ***APPOINTMENTS***

*August 7, 2023*

### **Economic Development Commission – three year term**

Reappoint Tom Church – appointed 08/2009

Tommy Hester – appointed 06/2016

One application received from Tracy Mosley (see attached).

### **Library Board of Trustees – three year term**

Appoint Bob Hubbard to fill vacant position (see application).

### **Research Triangle Regional Partnership – initial one year term; followed by two year term**

Appoint a commissioner and EDC Director

**Application for Boards/Commissions/Committees  
Vance County Board of Commissioners**

Please complete each section.

Full Name Tracy J. Mosley Date of Birth 11/15/1983  
Home Address 440 Rice Road, Henderson, NC 27537  
Home Phone 252-432-1131  
Business Phone NA Email eventplanner360@yahoo.com  
Current Employer NC Counts Coalition  
Job Title Director of Communications and Outreach Years in current position 2

Duties Develop and implement comprehensive communication strategies to support the organization's goals and objectives.  
This includes identifying key messages, target audiences, and channels to effectively communicate with stakeholders.

Other employment history Radio One Raleigh - Marketing Director

It is the Board of Commissioners' goal to maintain a balance of membership on its Boards/Commissions/Committees based on race, gender and district residency.

District No. 1

Male \_\_\_\_\_ Female

White \_\_\_\_\_ Black  Hispanic \_\_\_\_\_ Native America \_\_\_\_\_ Asian \_\_\_\_\_ Other \_\_\_\_\_

Board/Commission/Committee Applying For (list only one per form) Henderson-Vance EDC

Why are you interested in serving on this Board/Commission/Committee? I have a genuine passion for promoting economic growth and development. I believe in the potential of our community and want to contribute my skills and expertise to help drive positive change.

Generally, the Board desires to broaden participation on Boards/Commissions/Committees for as much citizen involvement as possible; therefore, a goal is to limit appointees to no more than 3 Boards/Commissions/Committees. Therefore, please list any other Boards/Commissions/Committees on which you currently serve:

None

**DO NOT SUBMIT RESUMES/ATTACHMENTS**

**Interests/Skills/Areas of Expertise/Professional Organizations/Activities:**

INTEREST - Economic Development, Community Development, Diversity, Equity, Inclusion, and Professional Development

SKILLS/AREAS OF EXPERTISE - Communications, Marketing, Community Outreach, and Event Planning

PROFESSIONAL ORGANIZATIONS/ ACTIVITIES - Member of NABJ and NC Counts Coalition

**Affirmation of Eligibility:**


Has any formal charge of professional misconduct, criminal misdemeanor or felony ever been filed against you?

Yes \_\_\_\_\_ No x If yes, please explain disposition: \_\_\_\_\_

Is there any conflict of interest or other matter that would create problems or prevent you from fairly and impartially discharging your duties as an appointee of the Board of Commissioners? Yes \_\_\_\_\_ No x If yes, please explain: \_\_\_\_\_

I understand that any situation which may arise to cause conflict of interest may create serious ethical or legal implications if appropriate discretion is not exercised or responsible action is not taken.

I understand this application is public record and I certify that the facts contained in this application are true and correct to the best of my knowledge. I authorize and consent to background checks and to the investigation and verification of all statements contained herein as deemed appropriate. I further authorize all information concerning my qualifications to be investigated and release all parties from all liability for any damages that may result from this investigation. I understand and agree that any misstatement may be cause for my removal from any Board/Commission/Committee. I understand regular attendance to any Board/Commission/Committee is important and, accordingly, I further understand that if my attendance is less than the standards established for any such body that this is cause for removal. Lacking any written standards for attendance by any Board/Commission/Committee it is expected that I will attend at least 75% of all meetings during any one calendar year to maintain my seat on any Board/Commission/Committee to which I may be appointed. This form will remain on file in the Office of the Clerk and requests for updates will be sought prior to any consideration for reappointment (or future appointment) to any Board/Commission/Committee.

Signature:  Date: 7/14/23

*Form is invalid if not signed and dated.*

**Return completed form to:**

Kelly H. Grissom  
County Commissioners' Office  
122 Young Street, Suite B  
Henderson, NC 27536  
Phone: (252)738-2003 Fax: (252) 738-2039



## North Carolina General Assembly House of Representatives

REPRESENTATIVE Frank Sossamon  
32<sup>nd</sup> District

Office: 609 Legislative Office Building  
300 N. Salisbury Street  
Raleigh, NC 27603-5925  
Phone: (919) 733-5824  
Email: Frank.Sossamon@ncleg.gov

### COMMITTEES

Education K-12  
Appropriations K-12  
Appropriations  
Commerce  
Transportation

Dear Ms. Grissom,

I hope this letter finds you well. I am writing to wholeheartedly endorse the reappointment of Mr. Tommy Hester to the Vance County Economic Development Commission (EDC) Board. As a representative of our district, I have had the privilege of witnessing Mr. Hester's exceptional contributions to our community, and I firmly believe that his continued presence on the EDC Board will be instrumental in driving the economic growth and prosperity of Vance County.

Mr. Hester's dedication to the principles of economic development is unparalleled. Throughout his previous tenure on the EDC Board, he consistently demonstrated a deep understanding of the challenges and opportunities that our county faces. His expertise, combined with his unwavering commitment to the betterment of our community, has resulted in numerous successful initiatives that have stimulated economic growth, attracted businesses, and created job opportunities for our constituents.

One of Mr. Hester's greatest strengths is his ability to foster collaboration and build strong relationships. He has proven time and again his adeptness at bringing together stakeholders from various sectors to develop innovative strategies for economic advancement. His leadership skills and diplomatic approach have not only facilitated effective decision-making within the EDC Board but also ensured fruitful partnerships with local businesses, government agencies, and community organizations.

Furthermore, Mr. Hester's comprehensive knowledge of the local landscape and his deep understanding of the unique needs and aspirations of Vance County make him an invaluable asset to the EDC Board. His strategic vision and sound judgment have been pivotal in formulating plans and policies that align with our community's long-term goals and aspirations.

In conclusion, I wholeheartedly recommend the reappointment of Mr. Tommy Hester to the Vance County EDC Board. His experience, leadership, and commitment to economic development make him an exceptional candidate who will continue to drive positive change in our county. I have the utmost confidence that his reappointment will further strengthen the EDC Board and contribute significantly to the economic prosperity of Vance County.

Thank you for considering my recommendation. Should you require any further information or assistance, please do not hesitate to contact me.

Sincerely,

*Frank Sossamon*

**Application for Boards/Commissions/Committees  
Vance County Board of Commissioners**

**Please complete each section.**

Full Name \_\_\_\_\_ Date of Birth \_\_\_\_\_

Home Address \_\_\_\_\_

Home Phone \_\_\_\_\_

Business Phone \_\_\_\_\_ Email \_\_\_\_\_

Current Employer \_\_\_\_\_

Job Title \_\_\_\_\_ Years in current position \_\_\_\_\_

Duties \_\_\_\_\_

Other employment history \_\_\_\_\_

**It is the Board of Commissioners' goal to maintain a balance of membership on its Boards/Commissions/Committees based on race, gender and district residency.**

District No. \_\_\_\_\_

Male \_\_\_\_\_ Female \_\_\_\_\_

White \_\_\_\_ Black \_\_\_\_ Hispanic \_\_\_\_ Native America \_\_\_\_ Asian \_\_\_\_ Other \_\_\_\_

**Board/Commission/Committee Applying For (list only one per form)** \_\_\_\_\_

Why are you interested in serving on this Board/Commission/Committee? \_\_\_\_\_

Generally, the Board desires to broaden participation on Boards/Commissions/Committees for as much citizen involvement as possible; therefore, a goal is to limit appointees to no more than 3 Boards/Commissions/Committees. Therefore, please list any other Boards/Commissions/Committees on which you currently serve:

**DO NOT SUBMIT RESUMES/ATTACHMENTS**



**Interests/Skills/Areas of Expertise/Professional Organizations/Activities:**

---

---

---

**Affirmation of Eligibility:**

Has any formal charge of professional misconduct, criminal misdemeanor or felony ever been filed against you?

Yes \_\_\_\_\_ No \_\_\_\_\_ If yes, please explain disposition: \_\_\_\_\_

---

Is there any conflict of interest or other matter that would create problems or prevent you from fairly and impartially discharging your duties as an appointee of the Board of Commissioners? Yes \_\_\_\_\_ No \_\_\_\_\_ If yes, please explain:

---

---

I understand that any situation which may arise to cause conflict of interest may create serious ethical or legal implications if appropriate discretion is not exercised or responsible action is not taken.

I understand this application is public record and I certify that the facts contained in this application are true and correct to the best of my knowledge. I authorize and consent to background checks and to the investigation and verification of all statements contained herein as deemed appropriate. I further authorize all information concerning my qualifications to be investigated and release all parties from all liability for any damages that may result from this investigation. I understand and agree that any misstatement may be cause for my removal from any Board/Commission/Committee. I understand regular attendance to any Board/Commission/Committee is important and, accordingly, I further understand that if my attendance is less than the standards established for any such body that this is cause for removal. Lacking any written standards for attendance by any Board/Commission/Committee it is expected that I will attend at least 75% of all meetings during any one calendar year to maintain my seat on any Board/Commission/Committee to which I may be appointed. This form will remain on file in the Office of the Clerk and requests for updates will be sought prior to any consideration for reappointment (or future appointment) to any Board/Commission/Committee.

Signature: \_\_\_\_\_ Date: \_\_\_\_\_

*Form is invalid if not signed and dated.*

**Return completed form to:**

Kelly H. Grissom  
County Commissioners' Office  
122 Young Street, Suite B  
Henderson, NC 27536  
Phone: (252)738-2003 Fax: (252) 738-2039

**RESOLUTION**  
**by the**  
**Vance County Board of Commissioners**  
***Changing the Date of the September 2023 Commissioners' Meeting***

**WHEREAS**, the Vance County Board of Commissioners normally holds its regular meetings on the first Monday of each month at 6:00 p.m.; and

**WHEREAS**, North Carolina General Statute 153A-40 provides that in the event the Board of Commissioners desires to change the date and time of a regular meeting, that the Board may do so by adopting a resolution at least ten (10) days before such meeting; and

**WHEREAS**, the Vance County Board of Commissioners desires to change its regular meeting scheduled for Monday, September 4, 2023 at 6:00 p.m. to Tuesday, September 5, 2023 at 6:00 p.m.

**NOW, THEREFORE, BE IT RESOLVED** by the Vance County Board of Commissioners that it does hereby change its regular meeting date from September 4, 2023 at 6:00 p.m. to September 5, 2023 at 6:00 p.m. at the usual place, the Commissioners' Conference Room, Vance County Administration Building, Henderson, NC.

**BE IT FURTHER RESOLVED** that a copy of this resolution is to be posted on the Administration Building bulletin board, and the news media within Vance County is to be made aware of this change.

**This, the 7<sup>th</sup> day of August, 2023.**

---

**Yolanda J. Feimster, Chair**