

AGENDA
VANCE COUNTY BOARD OF COMMISSIONERS
October 2, 2023

Invocation

Associate Minister Mary Anderson
Shiloh Baptist Church

1. **Public Comments** (for those registered to speak by 5:45 p.m. - each speaker is limited to five minutes)

2. **Appointment** **6:00 p.m.** **Frankie Nobles, Employee Engagement Team**
Employee of the Month Recognition

3. **Public Hearing** **6:15 p.m.** **Ryan Vincent, Vincent Valuations**
2024 Proposed Schedule of Values

4. **Water District Board**
 - a. **Monthly Operations Report**

5. **Committee Reports and Recommendations**
 - a. **Properties Committee**
 - Head Start Kitchen Lease
 - Tungsten Mine Road Acquisition
 - Enterprise Fleet Management Software
 - Property Donation
 - EMS Substation Location
 - Emergency Management

6. **Finance Director's Report**
 - a. **Surplus Property**
 - b. **Fire Department Fee Schedule**
 - c. **Vacation Buy Back**
 - d. **Farmers Market – Waiver of Permit Fee**

7. **Consent Agenda Items**
 - a. **Tax Refunds and Releases**
 - b. **Monthly Reports**
 - c. **Minutes**

8. **Miscellaneous**
 - a. **Appointments**

AGENDA APPOINTMENT FORM
October 2, 2023

Name: Frankie Nobles, Chair

Name of Organization: Vance County Employee Engagement Team

Purpose of Appearance: Recognition of Employee of the Month

AGENDA APPOINTMENT FORM

October 2, 2023

Public Hearing: Ryan Vincent, Vincent Valuations
2024 Proposed Schedule of Values

Public Notice

The Vance County Board of Commissioners has scheduled a Public Hearing for Monday, October 2, 2023 6:00 p.m., or shortly thereafter, in the Vance County Administration Building, 122 Young Street, Henderson, NC to gain citizen input concerning the Proposed Schedule of Standards and Values for the 2024 property revaluation. A copy is available for public viewing at the Perry Memorial Library, the County Tax Office, the County Manager's Office, and online at www.vancecounty.org.

This notice was published on September 21, 2023.

VANCE COUNTY SCHEDULE OF VALUES PRESENTATION

Vance County Board of Commissioners
October 2nd 2023

- **Reappraisal** is a process in which all real property in the county is appraised at its **current market value** as of a particular date.
- Real property includes both land and the improvements on it, whether residential, commercial, agricultural or industrial in nature.

WHAT IS REAPPRAISAL?

- State Law requires all counties to conduct a reappraisal at least once every eight years.
- Reappraisal distributes the overall property tax burden equitably across the county based on current market values.

WHY WE REAPPRAISE PROPERTY

- Over time, most properties change in value, often at different rates, depending on location.
- **The Tax Office does not create market value**, instead it analyzes market sales to determine market patterns and trends in different locations. **Market value is set by the choices of buyers and sellers in the marketplace.**

WHAT IS MARKET VALUE

- Reappraisal takes effect **Jan. 1, 2024**
- New market values will be used to calculate tax bills from **Summer 2024** until the next reappraisal occurs.
- 2024 Reappraisal Notices will be mailed to all Vance County property owners early 2024.

WHEN WILL REAPPRAISAL OCCUR?

- Per NCGS 105-317(c), we have submitted the proposed Schedule of Values for Market Value and for Present-Use Value to the Board of Commissioners for consideration and have made them available for public inspection on September 22, 2023.
- The Schedule was placed in the Tax Office, County Managers Office, Library and online for public viewing.
- The Schedule of Values documents the guidelines, methods and procedures used by the Assessor to value real property at market value or at present-use value as appropriate.
- This Schedule of Values will become effective January 1, 2024 and will remain in effect until the County's next Reappraisal.

WHAT ARE WE PRESENTING TONIGHT?

- October 2, 2023 – Public hearing
- November 6, 2023 – Board will consider adoption of the Schedule of Values
- January 1, 2024 – Effective date of Reappraisal
- January/February 2024 – Public reappraisal presentations
- February 2024 – Reappraisal presentation to Board of Commissioners
- February/March 2024 – Mail notices to Vance County property owners

NEXT STEPS

QUESTIONS?

Water District Board

Account Id	Account Description	Budget (\$)	Current Period		Balance	% Used
			8.1.23-8.31.23	YTD		
16-329-432900	INVESTMENT EARNINGS	15,000.00	2,758.24	7,889.25	-7,110.75	52.6000
16-367-436701	WATER LINE REIMB-CITY	16,504.00	0	0	-16,504.00	0.0000
16-375-437500	METERED WATER SALES	1,100,000.00	108,253.99	193,995.86	-906,004.14	17.6400
16-375-437501	NON-METERED WATER REVENUE	100,000.00	8,651.72	17,352.41	-82,647.59	17.3500
16-375-437502	WATER - DEBT SETOFF REVENUE	5,000.00	0	0	-5,000.00	0.0000
16-376-437005	MISCELLANEOUS REVENUES	3,500.00	100.00	372.00	-3,128.00	10.6300
16-376-437505	CONNECTION FEES	20,000.00	4,870.00	10,255.00	-9,745.00	51.2800
16-376-437506	RECONNECT FEES	6,000.00	1,310.82	1,886.61	-4,113.39	31.4400
16-376-437507	NSF CHECK FEES	-800.00	-88.36	-194.72	605.28	0.0000
16-376-437508	LATE PAYMENT FEES	18,500.00	1,561.63	3,056.20	-15,443.80	16.5200
16-397-439710	TRANSFER FROM GENERAL FUND	29,312.00	0	0	-29,312.00	0.0000
WATER DISTRICT FUND Revenue Totals		1,313,016.00	127,418.04	234,612.61	-1,078,403.39	

Account Id	Account Description	Budget (\$)	Current Period		Balance	% Used
			8.1.23-8.31.23	YTD		
16-660-500621	BOND PRINCIPAL - WATER	228,688.00	0	0	228,688.00	0.0000
16-660-500622	BOND INTEREST - WATER	315,940.00	0	0	315,940.00	0.0000
16-665-000000	Control Account	0	0	0	0	0
16-665-500011	TELEPHONE & POSTAGE	2,200.00	157.40	314.95	1,885.05	14.3200
16-665-500013	UTILITIES	4,900.00	339.48	687.17	4,212.83	14.0200
16-665-500026	ADVERTISING	1,200.00	0	0	1,200.00	0.0000
16-665-500033	DEPARTMENTAL SUPPLIES	55,000.00	3,103.95	7,923.45	47,076.55	14.4100
16-665-500044	SPECIAL CONTRACTED SERVICES	0.00	35.49	70.98	-70.98	0
16-665-500045	CONTRACTED SERVICES	280,000.00	25,315.82	32,792.65	247,207.35	11.7100
16-665-500054	INSURANCE & BONDS	3,182.00	0	3,019.90	162.10	94.9100
16-665-500079	PURCHASED WATER	270,000.00	30,882.53	30,882.53	239,117.47	11.4400
16-665-500088	BANK SERVICE CHARGES	2,500.00	127.10	323.95	2,176.05	12.9600
16-665-500283	DEBT SERVICE RESERVE	55,130.00	0	0	55,130.00	0.0000
16-665-500286	SYSTEM MAINTENANCE	68,000.00	0	0	68,000.00	0.0000
16-665-500347	PERMITS	2,700.00	0	0	2,700.00	0.0000
16-665-500390	DEPRECIATION EXPENSE	23,576.00	0	0	23,576.00	0.0000
WATER DISTRICT FUND Expenditure Totals		1,313,016.00	59,961.77	76,015.58	1,237,000.42	

Revenue - Expenses = \$ 67,456.27 \$ 158,597.03

*Committee Reports
and Recommendations*

Vance County
Committee Reports and Recommendations
October 2, 2023

Properties Committee

Head Start Kitchen Lease. The Committee (Alston/absent, Brummitt, and Taylor), met on Tuesday, September 19, 2023 to review a request from FVW Head Start to amend its current lease agreement at the Eaton Johnson Complex to add the 3,632 sq. ft. commercial kitchen area. Staff was asked to see if the lease has an escalation clause, and it does not. The committee was agreeable to move forward with the amendment. In order to satisfy the 30 day public notice requirement, this matter will be brought back to the board during its November regular meeting. *For your information.*

Tungsten Mine Road Acquisition. The board has had prior informal conversations about acquiring the Tungsten Mine Road convenience site property and authorized staff to reach out to the owner to gauge their interest in selling. The committee was informed that staff was able to reach a relative who offered to discuss the matter with the mother. Staff is currently waiting to hear back from the owner. *For your information.*

Enterprise Fleet Management Software. The committee was provided information on fleet management software which would track mileage, insurance costs, driver downtime, vehicle depreciation, etc. It would also include county gas cards. The committee wishes to send this back to the properties committee to look at the matrix of all comparable software to feel more comfortable with the staff recommended software. *For your information.*

Property Donation. The county was recently informed that an individual wished to donate land to the county (699 Garrett Road) with a stipulation that the house be used as a museum or something related with animals. The committee was in consensus to send the information to the Special Projects Coordinator to work with the Cooperative Extension Director. The committee will continue to explore this opportunity. *For your information.*

EMS Substation Location. During its May 1 regular meeting, the board directed staff to begin seeking property for purchase for a northern Vance County EMS substation. The committee looked at various properties in the Williamsboro area agreed to continue to look and explore options. *Recommendation: Direct staff to continue to look for property for purchase for a northern Vance County EMS substation.*

Emergency Management. The committee requested information on Take Home Vehicle Policy and more details about parking spaces at the Emergency Management Offices. *For your information.*

STATE OF NORTH CAROLINA

COUNTY OF VANCE

FIRST LEASE AMENDMENT

THIS FIRST LEASE AMENDMENT, made and entered into effective the 6th day of November, 2023, by and between the **VANCE COUNTY BOARD OF COMMISSIONERS** (hereinafter sometimes referred to as “Landlord”) a body politic organized and existing under the laws of the State of North Carolina, party of the first part, and **Franklin-Vance-Warren Opportunity, Inc.** (hereinafter sometimes called the “Tenant”) a North Carolina nonprofit corporation, organized and existing under the laws of the State of North Carolina, party of the second part;

WITNESSETH:

WHEREAS, the parties hereto have previously entered into a lease agreement dated January 28, 2022, for a portion of the Eaton Johnson Complex for an initial term of five (5) years, with the right for one five (5) year lease extension; and

WHEREAS, the commercial kitchen space and loading dock area at the Eaton Johnson Complex have become available and the Tenant desires to also lease this additional 3,632 square feet of space under the same rental terms and amounts as their current lease; and

WHEREAS, The Landlord is in agreement with allowing the additional premises to be leased.

NOW THEREFORE, in consideration of One (\$1.00) Dollar in hand paid, the receipt of which is hereby acknowledged, the parties hereto do agree to amend the above referenced lease as follows:

1. Building: A portion of a structure located at 500 N. Beckford Drive, Henderson, North Carolina, said portion being outlined on the floor plan attached hereto as Exhibit A and by reference made a part hereof, consisting of approximately Eight Thousand, Seven Hundred Seventy three (8,773) square feet sometimes referred to as Building C, and Three Thousand, Six Hundred Thirty two (3,632) square feet referred to as the commercial kitchen, subject to the rights of Landlord and others to access and use the Loading Dock, and non-exclusive right to the use of the Loading Dock, located at the former Eaton Johnson Middle School (the “Building”).

Rental commencement date of the additional premises shall begin on November 6, 2023.

All references to upfitting with the Landlord covering the costs of said upfitting shall not apply to the additional demised premises included herein. All upfitting costs as referenced in said lease have been fulfilled by the Landlord.

All other terms, conditions and amendments of the Lease are hereby reaffirmed.

IN TESTIMONY WHEREOF, the parties hereunto set its hand and seal and caused this Lease to be executed by their authorized parties, this the day and year first above written.

VANCE COUNTY BOARD OF COMMISSIONERS:

BY: _____
Yolanda J. Feimster, Chair

ATTEST:

Kelly H. Grissom, Clerk to Board

Franklin-Vance-Warren Opportunity, Inc.

By: _____ (SEAL) Date _____

Board Chair

Printed Name: _____

RESOLUTION

by the

Vance County Board of Commissioners

Authorizing the Lease of Real Property Pursuant to NCGS §160A-272

WHEREAS, pursuant to NCGS § 153A-176 and 160A-272, Vance County may, upon such terms and conditions as it deems wise, with or without consideration, lease any interest in real property; and

WHEREAS, Vance County did previously, lease to Franklin-Vance-Warren Opportunity, Inc. a portion of the building located at 500 N. Beckford Drive, Henderson, North Carolina; and

WHEREAS, Franklin-Vance-Warren Opportunity, Inc. has requested to lease additional space that is now available at the same location; to wit; 3,632 square feet commercial kitchen area and non-exclusive rights to the use of the loading dock located within the same Eaton Johnson Complex; and

WHEREAS, Vance County had previously determined this section of the complex would not be needed during the term of the lease, and does continue to affirm such determination.

NOW, THEREFORE, BE IT RESOLVED, by the Board of Commissioners for the County of Vance as follows:

1. The real property known as the 3,632 square feet commercial kitchen and non-exclusive use of the loading dock located within the Eaton Johnson Complex located at 500 N. Beckford Drive, Henderson, North Carolina is not needed by the County for the term of the proposed lease attached hereto and incorporated by reference.
2. The first lease amendment (attached hereto and incorporated by reference) to include this additional real estate with an initial term through June 30, 2027, with one additional lease term extensions for five years (July 1, 2027-June 30, 2032), and a rental rate of \$10 per square foot per year is hereby authorized and approved.
3. A notice of the proposed lease as required by NCGS 160A-272 was published on October 3, 2023.
4. The Chair or the Interim Vance County Manager are hereby authorized to execute any and all documents related to affecting the above authorized first lease amendment.

This resolution shall be effective upon its adoption.

ADOPTED this the 6th day of November, 2023.

Yolanda J. Feimster, Chair
Vance County Board of Commissioners

Attest:

Kelly H. Grissom
Clerk to the Board

*Finance Director's
Report*

Vance County
Finance Director's Report to the Board
October 2, 2023

- A. Surplus Property.** The Planning department has a 2004 Ford Expedition that was used as a backup vehicle that is no longer needed. The vehicle is not in good enough shape to re-purpose to another department. *Recommendation: Approve the property presented as surplus and authorize the Finance Director to dispose of said property accordingly as allowed by state statute.*
- B. Fire Department Fee Schedule.** At the recommendation of the Planning Department, the Fire Marshal Division has created a new Blasting Permit Application Fee. This will allow companies to expand through blasting (for example). This allows the county to make sure blasting companies have the correct certifications, map verification, and correct insurance coverage before blasting near commercial and residential property. *Recommendation: Add additional Blasting Permit Fee of \$75.00 to the existing 23/24 Approved Fee Schedule.*
- C. Vacation Buy Back.** In April 2022 the board approved the Vacation Buy Back Policy. I am pleased to let the Board know that we are in a good financial position to honor the buyback policy again this year. Unless there are any objections or questions to be answered, I plan on bringing the Buy Back Amendment back to the board as part of the November's consent agenda. *Recommendation: For your information.*
- D. Farmers Market – Waiver of Permit Fees.** The Farmer's Market would like to install a new sign at the corner of Southpark Drive and Beckford Drive. Due to this being a county funded department, the request is to waive the sign permit fee. (see attached sign). *Recommendation: Waive the sign permit fee of \$55.00.*

Sincerely,
MISSING SIGNATURE FILE - ZeniaHart.png



Zenia Hart, Planning Technician
252-430-5723, ZeniaHart@henderson.nc.gov

Paid by: NC Cooperative Ext, Vance County Center

Amount Paid: \$

How: Check

Check #: 339789

Received by: ZH

Receipt #: 782314

Date Paid: 09/12/2023

Photographs



**CITY OF HENDERSON
DEVELOPMENT
SERVICES**

**SIGN PERMIT
APPLICATION**

134 ROSE AVENUE
HENDERSON NC 27536
252-430-5722 phone
252-492-7935 fax
henderson.nc.gov

SIGN FEES	
SIZE OF SIGN	FEE
0-50 sq. ft.	\$ 25.00
51-100 sq. ft.	\$ 50.00
101-200 sq. ft.	\$ 75.00
201+ sq. ft.	\$100.00

Application Instructions: Complete all applicable sections and return to the Development Services Department. No incomplete application will be processed.

A site plan must be submitted with this application showing dimensions of the sign, maximum height and location on the property, including distances from the property line. Prior to installation, a building permit may be required from the Vance County Inspections Department.

Owner's Name (As Listed on Tax Records)*:	Applicant's Name:	Contractor's Name:
HILL/GRAY SEVEN LLC	N.C. COOPERATIVE EXT., VANCE COUNTY CENTER	NC GRAPHIC PROS
Street Address: 1350 CITY VIEW CENTER	Street Address: 305 YOUNG ST	Street Address: 2232 ROCKY FORD RD
City, State Zip OVIEDO FL 32765	City, State Zip HENDERSON NC 27536	City, State Zip KITTRELL NC 27574
Contact phone #: 407 588 2121	Contact phone #: 252 438 8188	Contact phone #: 252 492 7326
Email Address:	Email Address: PGM@NCSU.EDU	Email Address:

If the owner is different from the tax record, you must provide proof of ownership.

- 1) How many existing signs are located on the building or property? ① DAVITA DIALYSIS
- 2) What is the square footage of the existing sign? ① ~20 ② FARMERS MARKET
- 3) What is the total square footage of the proposed sign? REPLACING SIGN ② W/ SAME SIZE → 27
- 4) Is the applicant going to replace any existing sign(s)? If so, what sign is being replaced and how many?
YES, FARMERS MARKET, SIGN ②

Name of Business: VANCE COUNTY REGIONAL FARMERS MARKET

Property Address: SEE ATTACHED DRAWING

Wording of Sign: 854 S. BECKFORD DR

SELECT THE STRUCTURE TYPE & FILL IN THE TABLE.

Quantity	Structure Type (Section 402)	Dimensions	Square Feet	Height	Material	Temporary Sign Dates (if needed)
	Ground	4x6	24	8	ALUMINUM	
	Marquee					
	Pole					
	Projecting					
	Roof					
	Suspended					
	Wall					
	Window					
	Awning					
	Banner					
	Poster					
	Portable					
	Development Sign					
	Playbill					
	Temporary					

I certify that all the statements made in this application and any attached documents are true, complete and correct to the best of my knowledge and belief and are made in good faith. I understand that false information may be grounds for rejection of this application. Authorized City of Henderson representatives are granted right of entry to make evaluations or inspections and to release information upon public request.

Paul G McKenzie
Applicant Signature

7/12/2023
Date

SPANKLE Prop 6X
Lorrey Kester
Signature of Property Owner or Authorized Agent

7/22/23
Date


Ordinance

Section 403.1: Compliance: No sign of any type shall be constructed, erected, painted, repainted, posted, reposted, placed, replaced or hung in any district except in compliance with this ordinance. However, permitted signs or signs in existence before July 1, 1974 on the site of the business premises may be repainted or replaced at the same location with a sign constructed of similar building materials and the same size or smaller when merely the name of the business on said site, or product sold there at or services rendered thereat, is changed. (Amended 8/22/77)

FOR DEVELOPMENT SERVICES DEPARTMENT ONLY

Received by: <u>ZH</u>	Fee: <u>\$25</u>	PIN #: <u>0210 06006</u>
Date Paid: <u>9/12/23</u>	How Paid: <u>check</u>	Zoning: <u>B4</u> Front Setback: <u>30</u>
Check #: <u>339789</u>	Receipt#: <u>782314</u>	Side Setback: <u>10</u> Rear Setback: <u>20</u>

farmers market sign



SKM_C360i23091214270_0003.jpg

100 ft

Vance County Regional



EST

2013

FARMERS MARKET



SATURDAY 8 AM TO 1 PM

Supported by Vance County Farm Bureau



Consent Agenda Items

Tax Refunds and Releases
Minutes

Monthly Reports
911 Emergency Operations
Administrative Ambulance Charge-Offs
Cooperative Extension
EMS
Human Resources
Information Technology
Parks and Recreation
Tax Office
Veterans Service

TAX OFFICE REFUND AND RELEASE REPORT FOR AUGUST 2023

TAXPAYER NAME	TAX YR	REAL	PERSONAL	SOLID WASTE FEE	REASON
EMORY KIMBERLY A	2022	0	87.56	0	PERS PROP BILLED
HOBGOOD MICHAEL WAYNE	2022	0	36.56	120	PERS PROP BILLED
SYKES JAMES C	2022	0	9.47	0	PERS PROP BILLED
SYKES GARY LEE	2023	0	32.96	0	PERS PROP BILLED
SYKES GARY LEE	2023	0	30.14	0	PERS PROP BILLED
SYKES GARY LEE	2023	0	26.72	0	PERS PROP BILLED
FAULKNER REGINALD LEIGH	2023	0	342.25	0	CORRECT VALUE
VASQUEZ ERIKA	2023	0	683.41	60	PERS PROP BILLED
ATKINSON ROSE	2023	258.33	0	0	CORRECT/GRANT EX
AYSCUE DELORES D	2023	0	0	120	REMOVE SOLID WAS
AYSCUE JOHN W DECEASED	2023	497.36	0	0	CORRECT/GRANT EX
BABER STEWART	2023	0	106.62	0	CORRECT VALUE
BANKS DEBORA JEAN	2023	456.00	0	0	CORRECT/GRANT EX
BASKERVILLE MARY	2023	423.98	0	0	CORRECT/GRANT EX
BECKHAM TIMOTHY RANDALL	2023	1259.65	0	120	CORRECT/GRANT EX
BECKHAM TIMOTHY RANDALL	2023	1259.66	0	120	CORRECT/GRANT EX
BECKHAM TIMOTHY RANDALL	2023	1259.66	0	120	CORRECT/GRANT EX
BECKHAM TIMOTHY RANDALL	2023	0	0	120	REMOVE SOLID WAS
BLOUNT GLADYS L	2023	413.87	0	0	CORRECT/GRANT EX
BOHNERT JOHN	2023	0	138.92	0	PERS PROP BILLED
BULLOCK JOHN L	2023	0	14.69	120	PERS PROP BILLED
CARROLL ALLEN R	2023	407.26	0	0	CORRECT/GRANT EX
CAWTHORNE WALLACE G	2023	95.93	0	120	CORRECT OWNERSHI
CHRISTMAS GENE AUTRY DECEASED	2023	267.37	0	0	CORRECT/GRANT EX
CLAYTON DONNA ADAMS & OTHERS	2023	875.34	0	0	CORRECT/GRANT EX
CLEATON NELSON WAYNE	2023	0	0	120	REMOVE SOLID WAS
CNH CAPITAL AMERICA LLC	2023	0	492.66	0	PERS PROP BILLED
COGHILL RICHARD A	2023	398.37	0	0	CORRECT/GRANT EX
COLEMAN ERICK A	2023	0	31.80	120	PERS PROP BILLED
COX HUBERT LEE JR	2023	0	21.87	120	PERS PROP BILLED
COX HUBERT LEE JR	2023	0	3.23	0	PERS PROP BILLED
CRANE BRENT	2023	0	396.29	0	PERS PROP BILLED
CULLER THOMAS M JR	2023	128.25	0	0	CORRECT/GRANT EX
CULLER THOMAS M JR	2023	0	69.49	0	CORRECT/GRANT EX
CULLER THOMAS M JR	2023	0	34.74	0	CORRECT/GRANT EX
EDWARDS BILLY C	2023	368.93	0	0	CORRECT/GRANT EX
EMORY KIMBERLY A	2023	0	83.14	0	PERS PROP BILLED
FOGG MARGIE TAYLOR	2023	814.45	0	0	CORRECT/GRANT EX
FOSTER DAVID PERRY	2023	774.69	0	0	CORRECT/GRANT EX

TAXPAYER NAME	TAX YR	REAL	PERSONAL	SOLID WASTE FEE	REASON
FRISBIE ROBERT N	2023	162.81	0	120	REAL PROP - BILL
GOOCH JAMES IVAN JR	2023	440.55	0	0	CORRECT/GRANT EX
GOTHERMAN EDWARD WARREN	2023	0	52.51	0	PERS PROP BILLED
GREAT AMERICA FINANCIAL SERV	2023	0	9.16	0	CORRECT VALUE
HARGROVE BRANDI YANCEY	2023	0	10.02	0	CORRECT OWNERSHI
HARGROVE BRANDI YANCEY	2023	0	10.02	0	CORRECT OWNERSHI
HARGROVE BRANDI YANCEY	2023	0	10.02	0	CHANGE OF OWNERS
HARGROVE BRANDI YANCEY	2023	0	10.02	0	CORRECT OWNERSHI
HARGROVE BRANDI YANCEY	2023	0	10.02	0	PERS PROP BILLED
HARRIS SHELTON MONROE	2023	0	16.16	120	PERS PROP BILLED
HARRIS SHELTON MONROE	2023	0	28.63	120	PERS PROP BILLED
HAWKINS DANIEL E SR & ODELL	2023	126.03	0	0	CEMETARY
HENDERSON ELIJAH	2023	244.75	0	0	CORRECT/GRANT EX
HICKS JOHNETTA	2023	410	0	0	CORRECT/GRANT EX
HINTON JOHNNIE MAE HEIRS	2023	0	60.99	120	CORRECT/GRANT EX
HINTON JOHNNIE MAE HEIRS	2023	0	60.99	120	CORRECT/GRANT EX
HOBGOOD MICHAEL WAYNE	2023	0	31.39	120	PERS PROP BILLED
HOLLOWAY DEALIE	2023	0	0	120	REMOVE SOLID WAS
HOLLOWAY DEALIE	2023	0	0	120	REMOVE SOLID WAS
HOLLOWAY ROBERT M	2023	0	474.36	0	CORRECT VALUE
HOLT WILLIAM J	2023	0	65.29	0	CORRECT VALUE
HOLT WILLIAM J	2023	0	17.32	0	CORRECT VALUE
HOLT WILLIAM J	2023	0	17.32	0	CORRECT VALUE
HUERTA JOSHUA A & SHAKITA M	2023	440.56	0	0	CORRECT/GRANT EX
HUNTER RONALD SR	2023	410	0	0	CORRECT/GRANT EX
JEFFERSON ROSA A DECEASED	2023	122.67	0	0	CORRECT/GRANT EX
JOHNSON ROGER WILLIAM JR	2023	0	14.69	0	PERS PROP BILLED
JOHNSON ROGER WILLIAM JR	2023	0	4.90	0	PERS PROP BILLED
JOHNSON ROGER WILLIAM JR	2023	0	10.09	0	PERS PROP BILLED
KING KIMBERLY A	2023	0	91.61	120	PERS PROP BILLED
KNIGHT PAUL A & MARLENE	2023	2149.30	0	120	REAL PROP - BILL
LOWANS CAROL H	2023	0	0	120	REMOVE SOLID WAS
LOYD PAMELIA	2023	794.03	0	0	CORRECT/GRANT EX
MARROW ARTHANIEL JR	2023	24.48	0	120	CORRECT VALUE
MARTINS KITCHENS AND MORE INC	2023	0	4.62	0	PERS PROP BILLED
MARTINS KITCHENS AND MORE INC	2023	0	7.83	0	PERS PROP BILLED
MARTINS KITCHENS AND MORE INC	2023	0	3.11	0	PERS PROP BILLED
MARTINS KITCHENS AND MORE INC	2023	0	1.22	0	PERS PROP BILLED
MEADOWS HARRY JR	2023	90.91	0	0	CORRECT/GRANT EX
MEZA CONSTRUCTION	2023	0	32.04	120	PERS PROP BILLED

TAXPAYER NAME	TAX YR	REAL	PERSONAL	SOLID WASTE FEE	REASON
MONACO FOODS INC	2023	6500.98	0	0	NON-PROFIT EXEMP
MOSS JOEL B	2023	244.75	0	0	CORRECT/GRANT EX
NEWKIRK JAMES	2023	440.55	0	0	CORRECT/GRANT EX
NOW FAITH BEAUTY SALON	2023	0	41.83	0	PERS PROP BILLED
PARRISH LOUIS C	2023	440.55	0	0	CORRECT/GRANT EX
PENNEY WILLIAM B	2023	0	191.16	0	PERS PROP BILLED
PERNELL ROBERT ALAN	2023	570.01	0	0	CORRECT/GRANT EX
PERRY MARY D DECEASED	2023	157.83	0	0	CORRECT/GRANT EX
POYTHRESS SARAH R	2023	560.04	0	0	CORRECT/GRANT EX
PULLEY JANE	2023	442.63	0	0	CORRECT/GRANT EX
REAVES BARRY	2023	0	236.38	0	CORRECT VALUE
REAVES REBECCA	2023	122.69	0	0	CORRECT VALUE
REAVES REBECCA	2023	117.48	0	0	CORRECT VALUE
REZARAY LLC	2023	0	0	120	REMOVE SOLID WAS
RILEY WESLEY THOMAS	2023	0	135.28	0	PERS PROP BILLED
ROBERTSON THURSTON E SR (LTR)	2023	883.79	0	0	CORRECT/GRANT EX
ROSS ROCKY R	2023	244.75	0	0	CORRECT/GRANT EX
SAWYER WILSON EUGENE	2023	0	21.05	0	PERS PROP BILLED
SID TOOL CO INC	2023	0	3.52	0	REMOVE LATE LIST
SID TOOL CO INC	2023	0	5.70	0	REMOVE LATE LIST
SINGLETON DAVID GEORGE JR	2023	0	14.59	0	CORRECT VALUE
STANTON WILLIE LEE JR	2023	1300.25	0	0	VAL ADJ FOR PRES
STANTON WILLIE LEE JR	2023	1300.25	0	0	CORRECT VALUE
SUNSET GARDENS	2023	196.86	0	0	CEMETARY
SUNSET GARDENS	2023	416.97	0	0	CEMETARY
SUNSET GARDENS	2023	106.51	0	0	CEMETARY
SUTTON JAMES A SR	2023	315.53	0	0	CORRECT/GRANT EX
SYKES JAMES C	2023	0	9.05	0	PERS PROP BILLED
TERRY TIMOTHY N SR	2023	738	0	0	CORRECT/GRANT EX
TOTH ALBERT A	2023	1808.48	0	0	CORRECT/GRANT EX
VAUGHAN KATHY BEST	2023	286.61	0	0	CORRECT/GRANT EX
VAUGHN LANNY	2023	0	81.63	0	PERS PROP BILLED
VICKNAIR TIMOTHY PAUL	2023	0	88.31	0	CORRECT VALUE
WALTERS PHILEMON H	2023	0	199.85	0	PERS PROP BILLED
WALTERS PHILEMON HARRIS	2023	0	143.34	0	CORRECT VALUE
WELLS FARGO FINANCIAL LEASING	2023	0	2.83	0	REMOVE LATE LIST
WELLS FARGO FINANCIAL LEASING	2023	0	0.98	0	REMOVE LATE LIST
WELLS FARGO FINANCIAL LEASING	2023	0	0.98	0	REMOVE LATE LIST
WHALEY RICHARD MARVIN	2023	0	104.46	0	PERS PROP BILLED
WILLIAMS JOSH	2023	1235.12	0	0	CORRECT VALUE

TAXPAYER NAME	TAX YR	REAL	PERSONAL	SOLID WASTE FEE	REASON
WILLIAMSON CHRISTOPHER DALTON	2023	0	16.37	0	PERS PROP BILLED
WILLIAMSON CHRISTOPHER K	2023	662.68	0	0	CORRECT/GRANT EX
WILLIAMSON DENNIS M SR	2023	594.67	0	0	ADJUST VAL FOR E
WOOLARDS INC	2023	0	1.41	0	PERS PROP BILLED
WOOLARDS INC	2023	0	4.37	0	PERS PROP BILLED
WRIGHT GREGORY SCOTT	2023	0	0	120	REMOVE SOLID WAS
XEROX FINANCIAL SERVICES LLC	2023	0	49.10	0	CORRECT VALUE
XEROX FINANCIAL SERVICES LLC	2023	0	64.45	0	CORRECT VALUE
YEARY DOUGLAS CLIFFTON	2023	0	162.28	0	PERS PROP BILLED
TOTAL		35063.17	5275.77		
GRAND TOTAL	40338.94				

HENDERSON-VANCE COUNTY 911

NUMBER OF CALLS REPORT BY COMPLAINT (ALL UNITS)

TOTAL

6,962

TIME PERIOD:08/30/2023 00:00:00 Through 09/26/2023 23:59:59

DEPARTMENT	COMMENT	TOTAL	COUNTY	CITY	STATE	OTHER
911 GENERAL CLEAR	Other Dispatch	175				175
AFTON VOLUNTEER FIRE DEPARTMENT	County VFD Dispatch	0	0			
AMERICAN RED CROSS	Other Dispatch	1				1
BEARPOND VOLUNTEER FIRE DEPARTMENT	County VFD Dispatch	42	42			
BERTIE AMUBLANCE SERVICE	City & County Dispatch	0				0
CAROLINA AIR CARE	Other Dispatch	0				0
CASWELL COUNTY EMS	Out of County Mutual Aid	0				0
COKEBURY VOLUNTEER FIRE DEPARTMENT	County VFD Dispatch	33	33			
CSX RAILROAD	Other Dispatch	0				0
DREWRY VOLUNTEER FIRE DEPARTMENT	County VFD Dispatch	24	24			
DUKE LIFE FLIGHT	Other Dispatch	6				6
CENTURYLINK	Other Dispatch	3				3
DUKE ENERGY	Other Dispatch	15				15
EPSOM VOLUNTEER FIRE DEPARTMENT	County VFD Dispatch	20	20			
FRANKLIN COUNTY EMS	Out of County Mutual Aid	0				0
GRANVILLE COUNTY EMS	Out of County Mutual Aid	1				1
HENDERSON FIRE DEPARTMENT	City Dispatch	311		311		
HENDERSON POLICE DEPARTMENT	City Dispatch	2337		2337		
HENDERSON STREET DEPT	City Dispatch	7		7		
HENDERSON WATER DEPARTMENT	City Dispatch	30		30		
HICKSBORO VOLUNTEER FIRE DEPARTMENT	County VFD Dispatch	25	25			
KITRELL VOLUNTEER FIRE DEPARTMENT	County VFD Dispatch	28	28			
NORTH CAROLINA DEPT OF PARKS	State Dispatch	3			3	
NORTH CAROLINA DEPT OF TRANSPORTATION	State Dispatch	15			15	
NORTH CAROLINA DIVISION OF MOTOR VEHICLES	State Dispatch	0			0	
NORTH CAROLINA FORESTRY SERVICE	State Dispatch	2			2	
NORTH CAROLINA MEDICAL EXAMINER	State Dispatch	3			3	
NORTH CAROLINA PROBATION & PAROLE	State Dispatch	0			0	
NORTH CAROLINA STATE HIGHWAY PATROL	State Dispatch	91			91	
NORTH CENTRAL MEDICAL TRANSPORTS	City & County Dispatch	0	0			
NORTH CAROLINA WILDLIFE	State Dispatch	2			2	
PUBLIC SERVICE GAS	Other Dispatch	2				2
RIDGEWAY VOLUNTEER FIRE DEPARTMENT	County VFD Dispatch	2	2			
TOWNSVILLE VOLUNTEER FIRE DEPARTMENT	County VFD Dispatch	24	24			
UNC AIR CARE	Other Dispatch	1				1
VANCE COUNTY AMBULANCE SERVICE (EMS)	City & County Dispatch	634	291	343		
VANCE COUNTY ANIMAL CONTROL	County Dispatch	122	122			
VANCE CO DEPT OF SOCIAL SERVICES	County Dispatch	9	9			
VANCE COUNTY EMERGENCY MANAGEMENT	City & County Dispatch	5	5			
VANCE COUNTY FIRE DEPARTMENT	County Dispatch/FIRE	95	95			
VANCE COUNTY FIRE MARSHALL	County Dispatch/FIRE	18	18			
VANCE COUNTY MAGISTRATE OFFICE	Other Dispatch	9				9
VANCE COUNTY RESCUE SQUAD	County Dispatch	30	30			
VANCE COUNTY SHERIFF DEPARTMENT	County Dispatch	2793	2793			
WAKE ELECTRIC	County Dispatch	2	2			
WAKE COUNTY EMS	Out of County Mutual Aid	0				0
WARREN COUNTY EMS	Out of County Mutual Aid	3				3
WATKINS VOLUNTEER FIRE DEPARTMENT	County VFD Dispatch	39	39			
	TOTALS	6962	3602	3028	116	216

Signature: 
 Prepared by: Vivian E Lassiter, Director

Signature: 
 Reviewed by: William T. Fulcher Interim Operations Manager
 9/27/2023

VANCE COUNTY E911
156 CHURCH ST STE 002 HENDERSON , NC 27536

CFS Time Summary By Department Type
 08/30/2023 00:00 - 09/26/2023 23:59

Department	Total CFS	Avg Units	Min CFS	Max CFS	Avg CFS	Disp-Enr	Disp-Arr	Total Time
911 COMMUNICATIONS	175	1	00:00:03	05:04:17	00:06:36	00:00:00	00:07:44	19:16:43
DUKE LIFE FLIGHT	6	1	00:04:43	02:35:08	01:03:51	00:00:06	01:25:23	6:23:09
GRANVILLE COUNTY EMS	1	1	00:07:29	00:07:29	00:07:29	00:00:00	00:07:29	0:07:29
UNC AIR CARE	1	1	00:00:03	00:00:03	00:00:03	00:00:00	01:50:53	0:00:03
WARREN COUNTY EMS	3	1	00:02:12	00:24:16	00:13:34	00:00:00	00:16:06	0:40:42
Totals:	5	186						

EMS

Department	Total CFS	Avg Units	Min CFS	Max CFS	Avg CFS	Disp-Enr	Disp-Arr	Total Time
VANCE COUNTY EMS	634	2	00:00:02	02:37:47	00:41:38	00:01:00	00:10:18	440:01:48
Totals:	1	634						

FIR

Department	Total CFS	Avg Units	Min CFS	Max CFS	Avg CFS	Disp-Enr	Disp-Arr	Total Time
BEARPOND FIRE DEPARTMENT	42	1	00:00:09	02:28:02	00:24:50	00:01:22	00:20:22	17:23:35
COKESBURY FIRE DEPARTMENT	33	2	00:00:03	01:29:12	00:22:03	00:01:46	00:09:27	12:07:46
DREWRY FIRE DEPARTMENT	24	2	00:02:40	01:40:10	00:25:42	00:02:45	00:19:38	10:17:08
EPSOM FIRE DEPARTMENT	20	2	00:05:29	01:46:26	00:29:55	00:01:23	00:19:25	9:58:21
FORESTRY	2	2	00:43:54	01:05:37	00:54:45	00:03:05	00:42:15	1:49:31
HENDERSON FIRE DEPARTMENT	311	2	00:00:04	02:46:10	00:16:50	00:01:03	00:06:59	87:15:44
HICKSBORO FIRE DEPARTMENT	25	1	00:03:26	00:57:13	00:17:09	00:01:00	00:33:16	7:09:08
KITTRELL FIRE DEPARTMENT	28	2	00:02:24	01:18:08	00:23:17	00:00:59	00:08:15	10:52:13
RIDGEWAY FIRE DEPARTMENT	2	1	00:07:42	00:15:09	00:11:25	00:00:00	00:12:26	0:22:51
TOWNSVILLE FIRE DEPARTMENT	24	2	00:00:58	03:21:45	00:32:52	00:01:24	00:16:35	13:09:08
VANCE COUNTY FIRE DEPARTMENT	95	2	00:00:05	03:34:54	00:23:21	00:01:01	00:11:54	36:58:40
VANCE COUNTY FIRE MARSHAL	18	1	00:09:40	02:15:08	01:10:40	00:00:00	00:14:15	21:12:02
WATKINS FIRE DEPARTMENT	39	2	00:00:05	01:58:24	00:32:51	00:00:49	00:10:08	21:21:30
Totals:	13	663						

OTH

Department	Total CFS	Avg Units	Min CFS	Max CFS	Avg CFS	Disp-Enr	Disp-Arr	Total Time
AMERICAN RED CROSS	1	1	00:30:51	00:30:51	00:30:51	00:00:00	00:30:51	0:30:51
CENTURY LINK	3	1	00:13:14	02:43:40	01:08:57	00:00:00	01:08:57	3:26:51

OTH

Department	Total CFS	Avg Units	Min CFS	Max CFS	Avg CFS	Disp-Enr	Disp-Arr	Total Time
DEPARTMENT OF TRANSPORTATION	15	1	00:00:04	03:02:01	00:37:58	00:00:00	00:24:04	9:29:32
DUKE POWER	15	1	00:00:25	02:42:47	00:52:12	00:00:00	01:19:24	13:03:06
HIGHWAY PATROL	91	1	00:00:04	02:32:30	00:35:58	00:00:00	00:40:57	54:33:13
KERR LAKE PARK RANGERS	3	1	00:34:12	01:24:15	01:05:12	00:00:00	01:05:12	3:15:36
MAGISTRATE	9	1	00:00:14	02:17:22	01:08:03	00:00:00	01:08:03	10:12:31
MEDICAL EXAMINER	3	1	01:16:01	01:32:42	01:25:13	00:00:01	01:25:13	4:15:39
PUBLIC SERVICE NATURAL GAS	2	1	00:25:57	00:59:29	00:42:43	00:00:00	00:32:03	1:25:26
STREET DEPARTMENT	7	1	00:00:13	02:18:51	00:33:07	00:00:00	00:33:07	3:51:54
VANCE CO EM	5	2	00:05:28	01:21:00	00:37:30	00:00:00	00:26:27	3:07:34
VANCE COUNTY ANIMAL CONTROL	122	1	00:00:04	02:29:47	00:28:16	00:00:08	00:19:40	57:29:55
VANCE COUNTY SOCIAL SERVICES	9	1	00:00:31	01:27:13	00:27:05	00:00:00	00:17:14	4:03:48
WAKE ELECTRIC	2	1	02:56:29	03:23:28	03:09:58	00:00:00	03:13:38	6:19:57
WATER DEPARTMENT	30	1	00:00:05	01:08:16	00:09:16	00:00:00	00:09:16	4:38:24
WILDLIFE RESOURCES COMMISSION	2	1	00:03:06	00:15:09	00:09:07	00:00:00	00:09:07	0:18:15
Totals:	16	319						

POL

Department	Total CFS	Avg Units	Min CFS	Max CFS	Avg CFS	Disp-Enr	Disp-Arr	Total Time
HENDERSON POLICE DEPARTMENT	2337	1	00:00:05	21:25:07	00:25:54	00:00:39	00:05:43	1009:05:55
Totals:	1	2337						

RES

Department	Total CFS	Avg Units	Min CFS	Max CFS	Avg CFS	Disp-Enr	Disp-Arr	Total Time
VANCE COUNTY RESCUE SQUAD	30	2	00:01:49	01:58:24	00:33:00	00:01:47	00:29:33	16:30:11
Totals:	1	30						

SHE

Department	Total CFS	Avg Units	Min CFS	Max CFS	Avg CFS	Disp-Enr	Disp-Arr	Total Time
VANCE COUNTY SHERIFF'S OFFICE	2793	1	00:00:04	15:51:57	00:31:36	00:01:28	00:06:18	1471:36:29
Totals:	1	2793						

VANCE COUNTY E911
156 CHURCH ST STE 002 HENDERSON , NC 27536

CFS Time Summary By CallType
08/30/2023 00:00 - 09/26/2023 23:59

CallType	CFS Count	Minimum	Maximum	Average	Total Time	Percentage
	4	0:01:17	0:02:57	0:01:51	0:07:24	0.004
911 HANGUP	97	0:01:40	2:09:13	0:20:38	33:21:43	1.074
911 SYSTEM PROB	8	0:01:00	5:09:23	0:47:21	6:18:55	0.203
ABANDONED VEHICLE	6	0:02:05	1:44:55	0:34:29	3:26:56	0.111
ABDOMINAL PAIN/PROBLEMS	12	0:02:26	0:51:20	0:38:33	7:42:37	0.248
ACTIVE SHOOTER	1	0:09:38	0:09:38	0:09:38	0:09:38	0.005
ALARM - RESIDENCE/BUSINESS	300	0:00:46	2:18:52	0:18:39	93:19:19	3.003
ALARM (FIRE RELATED)	47	0:02:26	1:31:33	0:22:10	17:22:15	0.559
ALLERGIES (REACTIONS/ENVENOMATIONS)	11	0:05:11	1:15:31	0:34:17	6:17:16	0.202
ANIMAL BITES/ATTACKS	8	0:06:03	1:02:49	0:30:11	4:01:33	0.13
ANIMAL COMPLAINT	102	0:02:27	2:34:32	0:31:30	53:34:34	1.724
ARMED ROBBERY	4	0:12:04	3:02:00	1:13:33	4:54:13	0.158
ARMED SUSPECT	9	0:12:21	2:39:48	0:48:14	7:14:08	0.233
ASSAULT	20	0:00:34	4:07:13	0:46:35	15:31:50	0.5
ASSAULT/SEXUAL ASSAULT/STUN GUN	4	0:37:07	1:46:46	1:05:38	4:22:35	0.141
ASSIST ANOTHER AGENCY	40	0:04:24	2:37:49	0:51:19	34:13:10	1.101
ASSIST MOTORIST	56	0:01:44	1:23:22	0:21:05	19:41:30	0.634
BACK PAIN(NON-TRAUMATIC/NON- RECENT TRAUMA)	6	0:33:55	1:49:23	1:06:33	6:39:23	0.214
BONDING	33	0:01:40	1:56:20	0:40:18	22:10:17	0.713
BREAKING/ENTERING MOTOR VEHICLE	17	0:13:47	1:19:23	0:42:29	12:02:15	0.387
BREATHING PROBLEMS	74	0:02:12	1:45:47	0:46:38	57:31:58	1.851
BURGLARY	12	0:11:50	1:48:47	0:41:40	8:20:11	0.268
CARDIAC/RESPIRATORY ARREST/DEATH	11	0:02:03	2:02:09	1:01:25	11:15:41	0.362
CARELESS/WRECKLESS DRIVER	43	0:03:00	1:23:53	0:18:47	13:28:01	0.433
CHASE	8	0:09:52	3:52:33	2:22:49	19:02:33	0.613
CHEST PAINS/CHEST DISCOMFORT (NON-TRAUMATIC)	52	0:01:11	1:35:05	0:40:29	35:05:18	1.129
CHILD ABUSE	1	0:00:53	0:00:53	0:00:53	0:00:53	0
CHOKING	2	0:02:58	0:04:05	0:03:31	0:07:03	0.004

CallType	CFS Count	Minimum	Maximum	Average	Total Time	Percentage
CIVIL DISTURBANCE	45	0:02:53	1:19:43	0:31:20	23:30:08	0.756
CIVIL SUMMONS	316	0:00:17	2:50:07	0:08:51	46:36:38	1.5
COMMUNICATING THREATS/HARASSMENT	46	0:01:07	2:33:16	0:35:16	27:02:28	0.87
CONFINED SPACE/STRUCTURAL COLLAPSE	1	0:02:40	0:02:40	0:02:40	0:02:40	0.001
CONTROL BURN	1	3:04:08	3:04:08	3:04:08	3:04:08	0.099
CONVULSIONS/SEIZURES	26	0:01:51	1:10:42	0:37:20	16:10:44	0.521
CRIMINAL SUMMONS	8	0:00:24	1:38:51	0:22:05	2:56:40	0.095
DIABETIC PROBLEMS	10	0:29:09	1:02:24	0:47:46	7:57:46	0.256
DIRECT TRAFFIC	1	0:32:32	0:32:32	0:32:32	0:32:32	0.017
DISORDERLY SUBJECT	76	0:02:36	3:41:08	0:33:22	42:16:04	1.36
DOMESTIC PROBLEMS	88	0:06:48	2:57:56	0:42:21	62:08:11	2
DOMESTIC PROBLEMS W/ WEAPONS	6	0:19:36	2:24:06	1:14:41	7:28:09	0.24
DOMESTIC VIOLENCE ORDER	61	0:00:36	2:18:30	0:22:49	23:12:11	0.747
DRUG/ALCOHOL COMPLAINT	13	0:00:45	1:31:39	0:19:44	4:16:38	0.138
DRUNK DRIVER	5	0:06:03	3:36:33	0:51:42	4:18:32	0.139
ELECTRICAL HAZARD	4	0:07:10	3:26:59	1:02:09	4:08:37	0.133
EMERGENCY TRANSPORT	10	1:02:30	2:26:13	1:45:27	17:34:34	0.566
ESCORT	108	0:01:15	4:22:46	0:48:09	86:41:13	2.79
EVICITION	35	0:00:56	1:31:36	0:22:06	12:53:33	0.415
EXTRICATION/ENTRAPMENT	2	0:01:00	0:02:32	0:01:46	0:03:32	0.002
EYE PROBLEMS/INJURIES	4	0:15:17	0:38:31	0:22:55	1:31:42	0.049
FALLS	58	0:05:06	1:42:55	0:48:09	46:33:26	1.498
FD TONE TEST	32	0:00:36	0:09:48	0:02:12	1:10:33	0.038
FIGHT	15	0:01:13	0:51:21	0:17:12	4:18:11	0.138
FIGHT W/ WEAPONS	2	0:23:57	4:50:48	2:37:22	5:14:45	0.169
FIRE CALL PROQA LAUNCH	8	0:00:52	0:23:47	0:08:25	1:07:27	0.036
FOOT PATROL	36	0:01:21	1:18:27	0:17:18	10:22:52	0.334
FRAUD/IDENTITY THEFT	22	0:00:42	2:31:11	0:41:33	15:14:26	0.49
FUEL SPILL/FUEL ODOR	1	0:16:33	0:16:33	0:16:33	0:16:33	0.009
GAS LEAK/GAS ODOR	1	0:49:51	0:49:51	0:49:51	0:49:51	0.027
HEADACHE	9	0:04:21	0:57:31	0:26:03	3:54:30	0.126
HEART PROBLEMS/AICD	3	0:31:18	1:10:51	0:45:40	2:17:00	0.073
HEAT/COLD EXPOSURE	1	1:00:46	1:00:46	1:00:46	1:00:46	0.033

CallType	CFS Count	Minimum	Maximum	Average	Total Time	Percentage
HEMORRHAGE/LACERATIONS	17	0:06:28	1:03:42	0:35:26	10:02:28	0.323
HOME INVASION	5	0:11:42	0:58:31	0:27:34	2:17:54	0.074
ILLEGAL DUMPING	9	0:04:22	1:23:35	0:28:07	4:13:10	0.136
IMPROPERLY PARKED VEHICLE	12	0:01:48	2:06:28	0:30:20	6:04:02	0.195
INACCESSIBLE INCIDENT / OTHER ENTRAPMENTS	1	0:03:13	0:03:13	0:03:13	0:03:13	0.002
INSPECTION	17	0:08:05	1:43:47	1:00:49	17:14:07	0.555
INTOXICATED PERSON	3	0:04:05	0:32:06	0:18:00	0:54:01	0.029
INVESTIGATION	498	0:00:22	6:31:52	0:34:41	287:53:30	9.265
JUVENILE COMPLAINT	25	0:05:19	2:51:17	0:46:46	19:29:29	0.627
JUVENILE SUMMONS	3	0:02:23	0:10:34	0:05:35	0:16:47	0.009
KIDNAPPING	1	1:32:58	1:32:58	1:32:58	1:32:58	0.05
LARCENY	94	0:00:33	3:55:01	0:42:34	66:41:44	2.146
LIVESTOCK IN ROADWAY	3	0:08:56	0:25:52	0:17:26	0:52:18	0.028
LOST PERSON	1	1:16:13	1:16:13	1:16:13	1:16:13	0.041
LOST PROPERTY	2	0:57:10	1:18:00	1:07:35	2:15:10	0.072
LOUD MUSIC	35	0:03:01	1:09:58	0:25:45	15:01:17	0.483
LOUD NOISE	5	0:11:06	0:32:06	0:22:29	1:52:27	0.06
MEDICAL CALL PROQA LAUNCH	32	0:00:43	2:04:08	0:23:10	12:21:24	0.398
MENTAL SUBJECT	65	0:03:45	10:27:46	2:24:53	156:57:45	5.051
MISSING PERSON	14	0:05:48	2:32:47	0:49:58	11:39:38	0.375
MOTOR VEHICLE COLLISION - PD	106	0:00:40	4:33:01	0:39:42	70:09:39	2.258
MOTOR VEHICLE COLLISION - PI	37	0:07:45	3:45:58	1:13:21	45:14:23	1.456
MUTUAL AID / ASSIST OUTSIDE AGENCY	2	0:04:12	0:50:35	0:27:23	0:54:47	0.029
OPEN DOOR	5	0:14:59	0:29:56	0:24:16	2:01:24	0.065
OUTSIDE FIRE	6	0:07:44	0:25:33	0:16:55	1:41:33	0.054
OUTSIDE TANK FIRE	1	0:15:58	0:15:58	0:15:58	0:15:58	0.009
OVERDOSE / POISONING	15	0:03:23	1:11:03	0:46:12	11:33:00	0.372
PREGNANCY / CHILDBIRTH / MISCARRIAGE	7	0:09:15	1:01:51	0:36:57	4:18:45	0.139
PROPERTY CHECK	1361	0:00:09	3:00:29	0:18:01	408:55:08	13.159
PROPERTY DAMAGE	45	0:00:39	1:28:00	0:32:55	24:41:33	0.795
PSYCHIATRIC / ABNORMAL BEHAVIOR / SUICIDE ATTEMPT	8	0:15:02	1:55:55	0:55:42	7:25:38	0.239
RECOVERED / FOUND PROPERTY	13	0:00:28	2:32:11	0:47:39	10:19:38	0.332
REPO	24	0:01:06	0:33:36	0:04:28	1:47:24	0.058

CallType	CFS Count	Minimum	Maximum	Average	Total Time	Percentage
ROBBERY	2	0:39:17	1:44:23	1:11:50	2:23:40	0.077
SERVICE CALL	63	0:01:39	1:41:07	0:19:15	20:13:07	0.651
SHOPLIFTER	13	0:12:48	2:57:38	0:56:00	12:08:05	0.391
SHOTS FIRED	53	0:03:50	1:46:37	0:27:44	24:30:13	0.789
SHOW CAUSE	81	0:01:54	0:45:42	0:06:29	8:45:57	0.282
SICK PERSON	121	0:01:08	2:33:34	0:43:05	86:54:38	2.797
SINKING VEHICLE/VEHICLE IN FLOODWATER	1	0:00:53	0:00:53	0:00:53	0:00:53	0
SMOKE INVESTIGATION (OUTSIDE)	3	0:14:45	0:55:40	0:30:42	1:32:07	0.049
SPECIAL ASSIGNMENT	22	0:05:17	17:02:53	6:55:56	152:30:32	4.908
STAB / GUNSHOT / PENETRATING TRAUMA	16	0:02:39	5:00:24	1:22:38	22:02:08	0.709
STOLEN VEHICLE	23	0:01:00	2:36:11	0:58:23	22:23:07	0.72
STROKE / TIA	17	0:08:11	1:41:07	0:50:31	14:18:47	0.461
STRUCTURE FIRE	10	0:06:37	4:37:51	1:30:27	15:04:37	0.485
SUBPOENA	62	0:00:32	0:30:54	0:08:05	8:21:13	0.269
SURRENDER	4	0:45:24	1:19:18	1:00:18	4:01:14	0.129
SUSPICIOUS SUBJECT	70	0:02:22	3:04:48	0:27:58	32:37:54	1.05
SUSPICIOUS VEHICLE	112	0:01:14	5:46:16	0:27:52	52:01:10	1.674
TALK TO OFFICER / DEPUTY	140	0:04:57	4:37:41	0:31:19	73:05:11	2.352
TEST	16	0:00:28	2:40:01	0:13:38	3:38:08	0.117
TRAFFIC STOP	231	0:01:15	4:27:31	0:17:53	68:53:10	2.217
TRANSPORT	7	0:32:03	7:06:28	4:38:28	32:29:22	1.046
TRAUMATIC INJURY/INJURIES	9	0:03:25	1:13:34	0:37:22	5:36:18	0.18
TREE DOWN	34	0:03:15	2:29:32	0:35:14	19:57:56	0.643
TRESPASSING / LOITERING	99	0:00:56	2:51:48	0:30:09	49:45:56	1.601
UNAUTHORIZED USE OF A VEHICLE	11	0:00:48	1:45:05	0:40:54	7:30:03	0.241
UNCONCIOUS / FAINTING (NEAR)	54	0:01:07	3:45:34	0:46:13	41:36:18	1.339
UNKNOWN PROBLEM (PERSON) DOWN	30	0:06:24	3:11:31	0:41:19	20:39:53	0.665
VEGETATION/WILDLAND/BRUSH/GRASS FIRE	3	0:09:26	1:08:11	0:41:34	2:04:43	0.067
VEHICLE FIRE	3	0:13:21	0:44:10	0:24:57	1:14:53	0.04
WARRANT SERVICE	154	0:00:19	4:02:30	0:37:25	96:04:14	3.092
WATER RELATED PROBLEM	30	0:02:12	1:11:20	0:13:43	6:51:39	0.221
WEATHER/DISASTER SITUATIONS	1	0:04:51	0:04:51	0:04:51	0:04:51	0.003
WRIT OF POSSESSION	50	0:01:28	1:09:59	0:06:43	5:36:30	0.18

CallType	CFS Count	Minimum	Maximum	Average	Total Time	Percentage
	Totals: 6059			43:54	3107:27:01	99.99800000000001

ADMINISTRATIVE AMBULANCE CHARGE-OFFS

FOR INFORMATION ONLY

SEPTEMBER 2023

<u>NAME</u>	<u>DATE OF SERVICE</u>	<u>AMOUNT</u>	<u>REASON</u>
Linwood W. Allen	08/14/2013	89.45	Uncollectible-Statute of limitation beyond 10 yrs
Mattie Alston	08/25/2013	89.45	Uncollectible-Statute of limitation beyond 10 yrs
Helen F. Archer	08/12/2013	150.00	Uncollectible-Statute of limitation beyond 10 yrs
Ricardo L. Arteaga	08/09/2013	444.73	Uncollectible-Statute of limitation beyond 10 yrs
Jonathan E. Ayscue	08/03/2013	539.46	Uncollectible-Statute of limitation beyond 10 yrs
Stanley L. Ayscue	08/29/2013	486.21	Uncollectible-Statute of limitation beyond 10 yrs
Dorothy A. Ball	08/22/2013	175.00	Uncollectible-Statute of limitation beyond 10 yrs
Tavish L. Barnett	08/24/2013	554.37	Uncollectible-Statute of limitation beyond 10 yrs
Douglas H. Bell	08/27/2013	639.52	Uncollectible-Statute of limitation beyond 10 yrs
Jayne M. Bennett	08/31/2013	150.00	Uncollectible-Statute of limitation beyond 10 yrs
Barbara L. Blackley	08/17/2013	73.37	Uncollectible-Statute of limitation beyond 10 yrs
Monica Blue	08/06/2013	310.94	Uncollectible-Statute of limitation beyond 10 yrs
William Brickhouse	08/29/2013	100.00	Uncollectible-Statute of limitation beyond 10 yrs
Kevin B. Brown	08/14/2013	150.00	Uncollectible-Statute of limitation beyond 10 yrs
Stacey N. Brown	08/31/2013	445.80	Uncollectible-Statute of limitation beyond 10 yrs
Tranita Brown	08/14/2013	75.00	Uncollectible-Statute of limitation beyond 10 yrs
Duke W. Buffalo	08/07/2013	571.30	Uncollectible-Statute of limitation beyond 10 yrs
Doris D. Bullock	08/13/2013	2.15	Uncollectible-Statute of limitation beyond 10 yrs
Sharika L. Bullock	08/28/2013	373.88	Uncollectible-Statute of limitation beyond 10 yrs
William H. Bullock	08/11/2013 & 08/28/2013	200.00	Uncollectible-Statute of limitation beyond 10 yrs
Pearl M. Burwell	08/15/2013	270.06	Uncollectible-Statute of limitation beyond 10 yrs
Corey M. Cannady	08/23/2013	150.00	Uncollectible-Statute of limitation beyond 10 yrs

Darik Chavis	08/23/2013	417.04	Uncollectible-Statute of limitation beyond 10 yrs
Chester Cheek	08/09/2013	150.00	Uncollectible-Statute of limitation beyond 10 yrs
AJ Cherry	08/02/2013	89.45	Uncollectible-Statute of limitation beyond 10 yrs
Ming-Lu Chiang	08/13/2013	714.01	Uncollectible-Statute of limitation beyond 10 yrs
Shanda E. Clark	08/05/2013	90.30	Uncollectible-Statute of limitation beyond 10 yrs
Angelique S. Clay	08/12/2013	96.04	Uncollectible-Statute of limitation beyond 10 yrs
Ricky E. Collier	08/07/2013	956.51	Uncollectible-Statute of limitation beyond 10 yrs
Rochele Countryman	08/02/2013	87.32	Uncollectible-Statute of limitation beyond 10 yrs
Joseph P. Cowley	08/24/2013	150.00	Uncollectible-Statute of limitation beyond 10 yrs
Herman L. Daniel	08/01/2013	150.00	Uncollectible-Statute of limitation beyond 10 yrs
Melvin Daniel	08/06/2013	100.00	Uncollectible-Statute of limitation beyond 10 yrs
Barbara J. Davis	08/24/2013	456.45	Uncollectible-Statute of limitation beyond 10 yrs
Eddie R. Davis	08/31/2013	443.67	Uncollectible-Statute of limitation beyond 10 yrs
Leon E. Davis	08/07/2013	150.00	Uncollectible-Statute of limitation beyond 10 yrs
Melissa M. Davis	08/26/2013	480.45	Uncollectible-Statute of limitation beyond 10 yrs
Walter Davis	08/18/2013	489.41	Uncollectible-Statute of limitation beyond 10 yrs
Mark A. Denning	08/19/2013	536.21	Uncollectible-Statute of limitation beyond 10 yrs
Annie A. Dickerson	08/24/2013	150.00	Uncollectible-Statute of limitation beyond 10 yrs
Magali Dominguez	08/15/2013	527.75	Uncollectible-Statute of limitation beyond 10 yrs
Doral S. Dunston	08/11/2013	1,071.07	Uncollectible-Statute of limitation beyond 10 yrs
Quindarius S. Dunston	08/08/2013	25.00	Uncollectible-Statute of limitation beyond 10 yrs
Bryan T. Duvall	08/23/2013	150.00	Uncollectible-Statute of limitation beyond 10 yrs
Michael Dyson	08/13/2013	62.71	Uncollectible-Statute of limitation beyond 10 yrs
Scottie J. Evans	08/23/2013	5.00	Uncollectible-Statute of limitation beyond 10 yrs
Qualik Z. Garcia	08/24/2013	453.25	Uncollectible-Statute of limitation beyond 10 yrs
Cokie J. Gopshes	08/01/2013	564.91	Uncollectible-Statute of limitation beyond 10 yrs
Joshua D. Gregory	08/22/2013	528.81	Uncollectible-Statute of limitation beyond 10 yrs

Doris J. Griffin	08/15/2013 & 08/22/2013	275.00	Uncollectible-Statute of limitation beyond 10 yrs
Mack A. Hanks	08/23/2013	506.45	Uncollectible-Statute of limitation beyond 10 yrs
Ashley R. Hargrove	08/09/2013	361.99	Uncollectible-Statute of limitation beyond 10 yrs
Emma J. Hargrove	08/24/2013	506.45	Uncollectible-Statute of limitation beyond 10 yrs
Antwan T. Harris	08/08/2013	501.12	Uncollectible-Statute of limitation beyond 10 yrs
David D. Hawkins	08/28/2013	500.06	Uncollectible-Statute of limitation beyond 10 yrs
Mark A. Hayes	08/04/2013	106.92	Uncollectible-Statute of limitation beyond 10 yrs
Franklin T. Hedrick	08/11/2013	88.81	Uncollectible-Statute of limitation beyond 10 yrs
Cheryl A. Hellstrom	08/02/2013	100.00	Uncollectible-Statute of limitation beyond 10 yrs
Weslyn P. Henderson	08/10/2013	75.00	Uncollectible-Statute of limitation beyond 10 yrs
Phyllis C. Hendren	08/30/2013	58.71	Uncollectible-Statute of limitation beyond 10 yrs
Marco Hernandez-Lopez	08/09/2013	448.99	Uncollectible-Statute of limitation beyond 10 yrs
Joseph Hicks	08/27/2013	72.73	Uncollectible-Statute of limitation beyond 10 yrs
Lamont D. Hicks	08/15/2013	150.00	Uncollectible-Statute of limitation beyond 10 yrs
Lee H. Hilker	08/28/2013	560.65	Uncollectible-Statute of limitation beyond 10 yrs
Douglas J. Hudgins	08/30/2013	453.20	Uncollectible-Statute of limitation beyond 10 yrs
Emily H. Hunt	08/14/2013	452.19	Uncollectible-Statute of limitation beyond 10 yrs
John H. Hunt	08/13/2013	90.73	Uncollectible-Statute of limitation beyond 10 yrs
Steven J. Johnson	08/11/2013 & 08/29/2013	1,014.97	Uncollectible-Statute of limitation beyond 10 yrs
Carol D. Jones	08/10/2013	94.00	Uncollectible-Statute of limitation beyond 10 yrs
Damien T. Jones	08/09/2013	428.76	Uncollectible-Statute of limitation beyond 10 yrs
Natosha E. Jones	08/26/2013	87.53	Uncollectible-Statute of limitation beyond 10 yrs
Rose S. Jones	08/08/2013	137.59	Uncollectible-Statute of limitation beyond 10 yrs
Della M. Kearney	08/30/2013	536.27	Uncollectible-Statute of limitation beyond 10 yrs
Lorraine Kelly	08/27/2013	80.93	Uncollectible-Statute of limitation beyond 10 yrs
Ray F. King	08/06/2013	530.34	Uncollectible-Statute of limitation beyond 10 yrs
Tiffany L. Knight	08/23/2013	75.00	Uncollectible-Statute of limitation beyond 10 yrs

Datral S. Knott	08/03/2013	150.00	Uncollectible-Statute of limitation beyond 10 yrs
Coleman L. Link	08/26/2013	150.00	Uncollectible-Statute of limitation beyond 10 yrs
Maxine S. Mangum	08/19/2013	100.00	Uncollectible-Statute of limitation beyond 10 yrs
Jessica N. Marshall	08/14/2013	75.00	Uncollectible-Statute of limitation beyond 10 yrs
Leonor Mendez	08/08/2013	75.00	Uncollectible-Statute of limitation beyond 10 yrs
Amya L. Miles	08/24/2013	75.00	Uncollectible-Statute of limitation beyond 10 yrs
Annette Miller	08/27/2013	91.15	Uncollectible-Statute of limitation beyond 10 yrs
Charles Moffett	08/02/2013	150.00	Uncollectible-Statute of limitation beyond 10 yrs
Betty J. Morgan	08/09/2013	200.00	Uncollectible-Statute of limitation beyond 10 yrs
Shanika D. Nelson	08/19/2013	66.50	Uncollectible-Statute of limitation beyond 10 yrs
Shelly R. Null	08/29/2013	93.50	Uncollectible-Statute of limitation beyond 10 yrs
Angela D. Obery	08/18/2013	463.85	Uncollectible-Statute of limitation beyond 10 yrs
Roberta E. Parham	08/05/2013	429.82	Uncollectible-Statute of limitation beyond 10 yrs
John C. Patterson	08/20/2013	546.92	Uncollectible-Statute of limitation beyond 10 yrs
James H. Pernell	08/18/2013 – 08/30/2013	461.86	Uncollectible-Statute of limitation beyond 10 yrs
Henderson Person	08/12/2013	150.00	Uncollectible-Statute of limitation beyond 10 yrs
Lorena Pineda	08/08/2013	75.00	Uncollectible-Statute of limitation beyond 10 yrs
Shelly M. Plummer	08/18/2013	577.80	Uncollectible-Statute of limitation beyond 10 yrs
Clifton M. Rainey	08/27/2013	84.12	Uncollectible-Statute of limitation beyond 10 yrs
David A. Ramirez	08/26/2013	150.00	Uncollectible-Statute of limitation beyond 10 yrs
Majid I. Reese	08/15/2013	529.55	Uncollectible-Statute of limitation beyond 10 yrs
Plummer Reid	08/11/2013	540.58	Uncollectible-Statute of limitation beyond 10 yrs
Jessica A. Renn	08/09/2013	150.00	Uncollectible-Statute of limitation beyond 10 yrs
Cora L. Royster	08/26/2013	200.00	Uncollectible-Statute of limitation beyond 10 yrs
Rosa L. Small	08/05/2013	150.00	Uncollectible-Statute of limitation beyond 10 yrs
Margaret P. Smith	08/02/2013	69.11	Uncollectible-Statute of limitation beyond 10 yrs
Decarla P. Solomon	08/23/2013	150.00	Uncollectible-Statute of limitation beyond 10 yrs

Stephanie D. Southerland	08/11/2013	433.02	Uncollectible-Statute of limitation beyond 10 yrs
Thomas M. Srock	08/20/2013	560.65	Uncollectible-Statute of limitation beyond 10 yrs
Dixie N. Stewart	08/13/2013	150.00	Uncollectible-Statute of limitation beyond 10 yrs
Robert Strickland	08/27/2013	150.00	Uncollectible-Statute of limitation beyond 10 yrs
Gwendolyn Y. Stroman	08/11/2013	500.06	Uncollectible-Statute of limitation beyond 10 yrs
Craig A. Talley	08/17/2013	583.13	Uncollectible-Statute of limitation beyond 10 yrs
Matthew L. Talley	08/20/2013 & 08/22/2013	1,043.78	Uncollectible-Statute of limitation beyond 10 yrs
Johnnie M. Tatum	08/08/2013	75.00	Uncollectible-Statute of limitation beyond 10 yrs
Robert S. Taylor	08/16/2013 & 08/25/2013	39.11	Uncollectible-Statute of limitation beyond 10 yrs
Romeo J. Taylor	08/19/2013	51.45	Uncollectible-Statute of limitation beyond 10 yrs
Shonta B. Taylor	08/23/2013	517.04	Uncollectible-Statute of limitation beyond 10 yrs
Tina M. Teasley	08/07/2013	89.66	Uncollectible-Statute of limitation beyond 10 yrs
Katherine M. Thomas	08/10/2013	75.00	Uncollectible-Statute of limitation beyond 10 yrs
Angela Thompson	08/06/2013	150.00	Uncollectible-Statute of limitation beyond 10 yrs
Bryant Thorpe	08/04/2013	473.43	Uncollectible-Statute of limitation beyond 10 yrs
Joseph H. Thorpe	08/09/2013	504.32	Uncollectible-Statute of limitation beyond 10 yrs
Guadalupe Vargas-Martinez	08/25/2013	150.00	Uncollectible-Statute of limitation beyond 10 yrs
Carl A. Varker	08/21/2013	47.59	Uncollectible-Statute of limitation beyond 10 yrs
Martin M. Vaughan	08/18/2013	150.00	Uncollectible-Statute of limitation beyond 10 yrs
Willie L. Waverly	08/24/2013	300.00	Uncollectible-Statute of limitation beyond 10 yrs
Kenneth W. White	08/09/2013	471.54	Uncollectible-Statute of limitation beyond 10 yrs
Gloria J. Williams	08/01/2013	150.00	Uncollectible-Statute of limitation beyond 10 yrs
Jerry L. Williams	08/29/2013	664.24	Uncollectible-Statute of limitation beyond 10 yrs
Lucy Williams	08/11/2013	101.38	Uncollectible-Statute of limitation beyond 10 yrs
Frank G. Wilson	08/27/2013	150.00	Uncollectible-Statute of limitation beyond 10 yrs
Mary G. Wilson	08/30/2013	439.41	Uncollectible-Statute of limitation beyond 10 yrs
Tracy Wimbush	08/01/2013	589.52	Uncollectible-Statute of limitation beyond 10 yrs

Linwood J. Woodard	08/14/2013	75.00	Uncollectible-Statute of limitation beyond 10 yrs
Al W. Wortham	08/09/2013	89.24	Uncollectible-Statute of limitation beyond 10 yrs
Sheresa Wright	08/28/2013	150.00	Uncollectible-Statute of limitation beyond 10 yrs

TOTAL \$ 38,308.77

VANCE COUNTY CENTER



BY DR. WYKIA MACON
COOPERATIVE EXTENSION DIRECTOR/FCS

We are excited to present our brand new monthly newsletter to you! Vance County Cooperative Extension has earned a reputation of being a powerful force in collaboration and innovation within the community. Our goal is to provide research-based information and improve the lives of our community through non-formal education. Our wonderful team works diligently to advance agriculture, educate parents, improve human health and well-being, and contribute to the development of youth as well as our community at-large.

Each month, we will share with you some of our recent programs and events, upcoming activities and registration information if you are interested in participating, general information/tips from our program areas, and recognition of community volunteers or vendors who help make us even better.

We encourage you to discover and participate in all that we offer at Vance County Cooperative Extension. We hope that you will explore our website, connect with us through Facebook, give us a call or stop by for a visit.

This issue:

What's Going On?
PAGE 01

Innovation Station Bus
PAGE 02

Fall Vegetable Garden
PAGE 03 - 04

Careers & Skills
For A New Generation
PAGE 03

Master Gardener Volunteers
PAGE 05

Expanded Food &
Nutrition Education
PAGE 06

The Incredible Years
Parenting Program
PAGE 07

Vance County 4-H
PAGE 08

Kerr-Tar Beekeepers
Upcoming Events
PAGE 09

Innovation Station Bus

BY SHERONICA SHARP


On August 2nd, I had the privilege to work with 4-H'ers in Wake County on the Innovation Station bus. The 4-H'ers, ages 7-10, learned about the Engineering Design Process, which is a process used to solve problems. They used the EDP to design and build structures that would withstand an earthquake. The durability of the structures was tested by using a shaker to simulate an earthquake. A great time was had by all planning and learning.

The Innovation Station is a STEM bus that travels from place to place to teach kids about Science, Technology, Engineering, and Math. They have classes ranging from building LEGO model cars with engines to 3-D printing a model house.

Visit N.C. A&T State University's Innovation Station to learn more.



Innovation Station, the mobile makerspace of Cooperative Extension at North Carolina A&T, brings technological resources and STEM education to schools and community-based organizations. Through making, tinkering and engineering, youth learn 21st-century skills and the value of “design thinking.”





Fall Vegetable Garden

BY WAYNE ROWLAND


What do you like to eat? What are the best vegetables can you grow in the fall and how much time do you have to get it done? Where will you be putting your garden? What type of garden are you planting in? What are the conditions of where this garden will be? Did you have something planted there earlier? Have you done everything you need to make sure you maximize production in your fall vegetable garden?

The Small Farms Program conducted a Fall Vegetable Garden Informational meeting on Monday, August 21st at the Vance County Regional Farmers Market. Attendees were able to find out answers to all these questions and so much more.



CAREERS & SKILLS FOR A NEW GENERATION

BY WAYNE ROWLAND



On August 24, Wayne Rowland presented to Vance County High School Agricultural class about the importance of skills and a career in Agriculture. Rowland gave his own history in agriculture and how NC Cooperative Extension is benefiting citizens in North Carolina.

Agriculture careers are essential for everyone. Farmers and producers provide food and horticulture products for the world,” Rowland says. “It’s sad but the small ‘backyard’ farmers are a dying breed. As that generation has aged, and not as many of their children have followed in their footsteps.

It is very essential that we encourage our young adults and children to continue the multiple agriculture professions to help us all eat, drink and be merry in our community.



Fall Vegetable Garden Informational Meeting

TOPICS TO INCLUDE:

- Site Selection
- Planning
- What Type of Garden
- What To Plant & When To Plant In The Fall
- Organization of Garden
- Preparing the Soil
- Fall Vegetable Nutrient Requirements
- Containers - Raised Beds or In-Ground
- Frost Protection Techniques
- Pests and Disease Management
- When To Harvest

August 21st

6:30 P.M. - 7:30 P.M

Location:

**VANCE COUNTY
REGIONAL FARMERS MARKET
210 SOUTHPARK DRIVE
HENDERSON, NC 27536**



Register at this link or scan the qr code provided:
<https://FallVegetableGardeningMeeting.eventbrite.com>

For more information, please contact Wayne Rowland,
Agriculture & Natural Resources Technician at
dwrowlan@ncat.edu or 252-438-8188



N.C. Cooperative Extension prohibits discrimination on the basis of race, color, national origin, age, sex (including pregnancy), disability, religion, sexual orientation, gender identity, N.C. Cooperative Extension prohibits discrimination on the basis of race, color, national origin, age, sex (including pregnancy), disability, religion, sexual orientation, gender identity, genetic information, political affiliation, and veteran status.

Master Gardener Volunteers

BY PAUL MCKENZIE

The Master GardenerSM Volunteers are participating in a research project with NC State regarding habitat conservation for beneficial insects (e.g. pollinators). They are submitting stem samples from perennial flowers collected at the Farmers Market demonstration pollinator garden. The samples are then sent to an entomology lab to see if insects have used the stems for nesting habitat. They are also continuing their outreach efforts by staffing an information table at the farmers market to promote sound garden management.



NC STATE EXTENSION

Master Gardener | Vance-Warren

Extension Master GardenerSM Volunteers are trained to help connect North Carolinians with the vast reservoir of horticultural expertise and research developed at North Carolina A&T University and North Carolina State University.

Volunteer Of The Month

Cindy Jordan has been a Master Gardener Volunteer since 2019 and has contributed over 450 hours of service. She has been an active participant in managing the demonstration gardens at the Farmers Market, and has also participated in 4-H outreach activities.




Expanded Food & Nutrition Education (EFNEP)

BY NITASHA KEARNEY

The Vance County Cooperative Extension Expanded Food & Nutrition Education Program was highlighted in August for the successful impacts accomplished through students who continuously participate in the classes. Kadin and Timothy Bowden were interviewed after preparing Chicken Quesadillas for the students in Creating Success afterschool program.

Community partners from 21st century Boys & Girls club have invited Vance County Cooperative Extension to teach classes at three of the local elementary schools in Vance County. EFNEP has begun classes at Pinkston Street Elementary school. Soon EFNEP will start Food Frenzy Fridays at Turning Point CDC in the upcoming month.



EFNEP Volunteer Of The Month

BY NITASHA KEARNEY



My volunteer of the month for August is Chalis Henderson, Executive Director of Turning Point Community Development Corporation. She is the Co-Pastor at Oasis of Hope Ministries. Mrs. Henderson has provided paid interns for the EFNEP program this summer. Chalis Henderson is a board member of the F.O.C.U.S. committee. F.O.C.U.S. stands for Feeding our Communities, United in Service! Through the partnership between Vance County Cooperative Extension and Turning Point, CDC; EFNEP has conducted numerous classes such as: Camp, Cook, Play; Holiday meal ideas, Power Lunches, Steps to a Healthy Teen, and Tasty Tuesdays.



The Incredible Years Program

BY JAMON GLOVER



The Incredible Years Program participated in the Community Day event at Oasis of Hope Ministries and Turning Point CDC on August 5th. We had the opportunity to talk with parents and engage some very excited children during playful activities. The event was a good community outing to see what vendor resources were available to the community. We were able to collaborate more with faithful partners and build relationships with new partners.

On August 26th, we teamed up with Vance County Parks and Recreations for their annual PULL Event. The community back to school event in downtown Henderson. The turnout was small, due to the heat, but we had a great time meeting new parents and engaging their children.

We used both events as recruiting tools to let the community know we are a part of the County Extensions office. 15 parents registered for our newest parenting series, that started on Sept. 7th.

If you are or you know of any parent with children between the ages of 2-5yrs, let us be of service. (252) 438-8188 ask for Jamon Glover or June Smith



Vance County 4-H



4-H

BY DR. WYKIA MACON

Vance County 4-H loves to partner and grow in the community. We appreciate the hard working youth and staff at our local Boys and Girls Club and we are excited for the youth in the community to learn more about growing and preparing their foods to live a healthy life. These youth used their minds to think through the design of their garden beds and their hands to make their dreams come to life! Thank you to all the volunteers who came out to help us that day and NCSU's Farm to School Program for your financial support and guidance. We are excited to learn through gardening and use the foods to make healthy treats.



KERR-TAR BEEKEEPERS

BY WAYNE ROWLAND

Wayne Rowland is a member the Kerr-Tar Beekeepers that meet on the 2nd Monday of each month at 7:00 PM at the Vance County Regional Farmers Market.

They are considering changing their name to The Vance and Warren Counties Beekeepers Association. While they have found the Kerr-Tar name is familiar to people in this region, outside of this area, people are of course not as familiar. The name change may help them to get more “clicks” for people looking for their club on the internet.

Sites are being considered for a club apiary to be named in honor of Don Faulkner. You might ask, “What is a club apiary”? An apiary is a location where beehives of honey bees are kept. Apiaries come in many sizes and can be rural or urban depending on the honey production operation. Furthermore, an apiary may refer to a hobbyist's hives or those used for commercial or educational usage

The Kerr-Tarr Beekeepers are also exploring ways to become a 501(c)3 organization, like most churches and other non-profits. This means people donating money or items to the club can get an income tax deduction. This should encourage individuals and businesses to donate.

Whether you have a hive or just interested in bees, please feel free to stop in and join them at their next meeting.



Upcoming Events

Seasonal Extension
Methods for Vegetables
SEPT. 25TH @ 6:30 PM
Vance County
Regional Farmers Market

Kerr-Tar Beekeepers
OCT. 9TH @ 7:00 PM
Vance County
Regional Farmers Market

**Vance County Emergency Medical Service
09/01/2023- 09/27/23 Call Breakdown**

EMS Calls Totals By Station

Company 9 (Main)	573
Company 1 (Bearpond FD)	15
Sep-23	588

EMS Calls By Medical Category

Abdominal Pain	15
Allergies	7
Altered Mental Status	16
Animal Bite	5
Assault	7
Back Pain	5
Breathing Problems	46
Burns	2
CO Poisoning / Hazmat	0
Cardiac Arrest	10
Chest Pain	24
Choking	2
Code Stroke	0
Convulsions / Seizure	11
Diabetic Problem	10
Dialysis Shunt Issue	0
Drowning	0
Electrocution	0
Eye Problem	3
Fall Victim	2
Fire Standby	6
Headache	8
Heart Problems	2
Heat/Cold Exposure	0
Hemorrhage/Laceration	9
Industrial Accident	0
Ingestion/Poisoning/Overdose	16
Medical Alarm	3
Newborn	0
Not Applicable	75
Not Available	0
Not Entered	0
Not Known	0
Pain	68
Pregnancy / Childbirth	3
Psychiatric Problems	8
Respiratory Arrest	0
STEMI	7
Sick Person	136
Stab/Gunshot Wound	3

EMS Calls By Medical Category (cont.)

Standby	0
Stroke/CVA	7
Traffic Accident	0
Transfer / Interfacility	0
Trauma, Arrest	0
Traumatic Injury	25
Unconscious / Fainting	26
Unknown Problems	21
Sep-23	588

EMS Calls By Outcome

ALS Assist	0
Cancelled	0
Cancelled Enroute	16
Dead at Scene	10
Fire Standby	3
Mutual Aid Given	1
No Patient Found	86
Not Entered	0
Interfacility Transport	1
Patient Refused Care	23
Standby	0
Treated, Refused transport	44
Treated, Transferred Care	70
Treated, Transported by EMS	334
Sep-23	588

Mileage Report

Unit	Mileage
101	147,954
102	184,022
103	173,283
104	124,504
105	161,284
106	77,153
107	116,084
108	274
110	N/A
112	141,730
114	144,105
1101	42,873

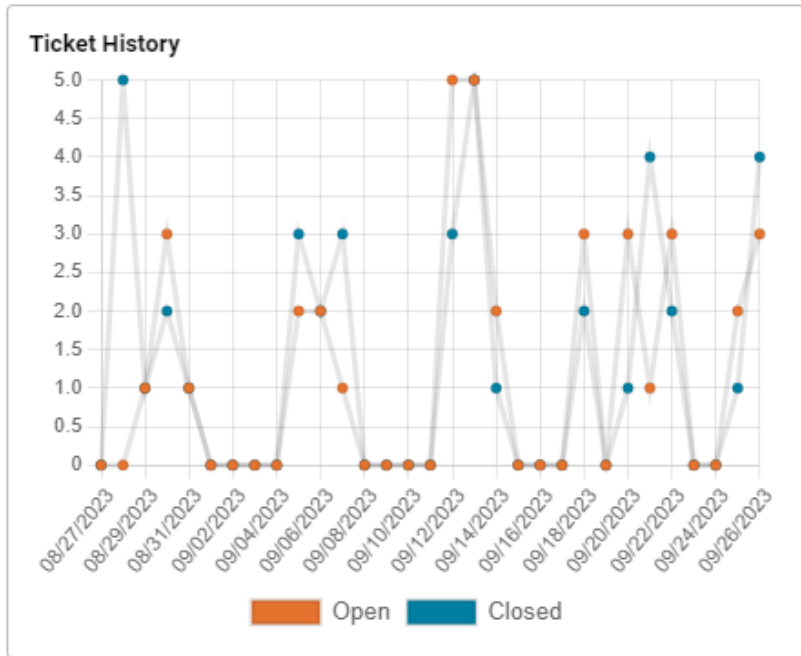
Staffing log

September

Date	Total Personnel		Total units		QRV (Y/N)	
	First 12	Last 12	First 12	Last 12	First 12	Last 12
09/01/23	8	8	4	4	Y	Y
09/02/23	8	5	4	3	Y	N
09/03/23	7	6	4	3	N	Y
09/04/23	6	6	3	3	Y	Y
09/05/23	8	7	4	4	Y	N
09/06/23	7	6	4	3	N	Y
09/07/23	6	7	3	4	Y	N
09/08/23	6	6	3	3	Y	Y
09/09/23	8	8	4	4	Y	Y
09/10/23	6	6	3	3	Y	Y
09/11/23	7	6	4	3	N	Y
09/12/23	8	8	4	4	Y	Y
09/13/23	8	8	4	4	Y	Y
09/14/23	8	8	4	4	Y	Y
09/15/23	8	8	4	4	Y	Y
09/16/23	6	6	4	4	Y	Y
09/17/23	8	8	4	4	Y	Y
09/18/23	8	8	4	4	Y	Y
09/19/23	8	8	4	4	Y	Y
09/20/23	6	6	3	3	Y	Y
09/21/23	8	8	4	4	Y	Y
09/22/23	6	6	3	3	Y	Y
09/23/23	8	8	4	4	Y	Y
09/24/23	7	7	4	4	N	N
09/25/23	8	8	4	4	Y	Y
09/26/23	7	8	4	4	N	Y
09/27/23	8	8	4	4	Y	Y

This report is (3) days short.

<p>New Tickets</p> <p>37 ↑ 19</p>	<p>Your Tickets</p> <p>31 ↑ 20</p>	<p>Open Tickets</p> <p>5 ↑ 5</p>	<p>Unassigned Tickets</p> <p>0</p>
--	---	---	---



First Response Time

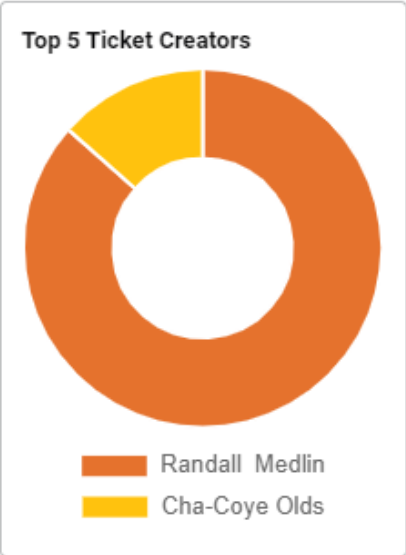
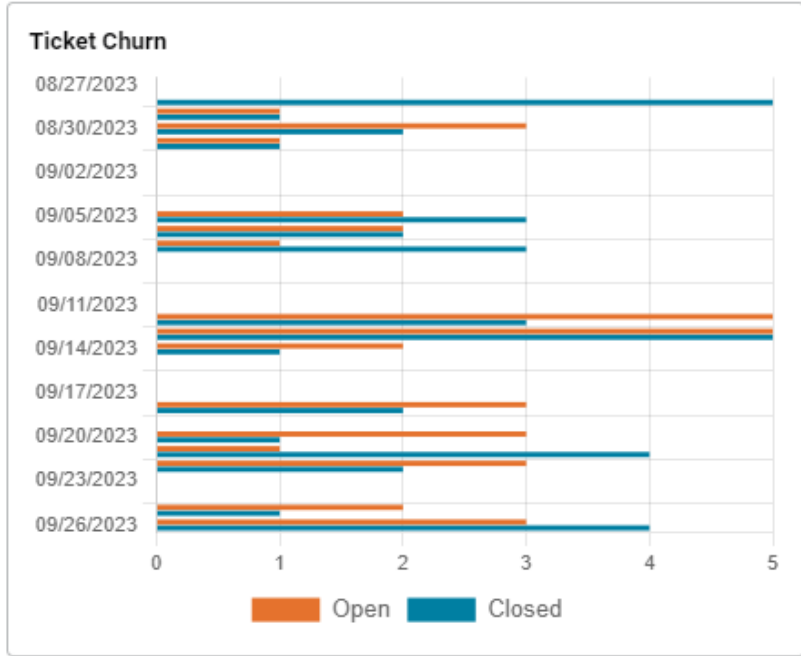
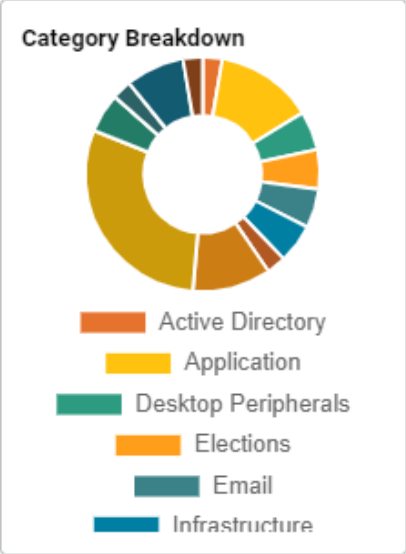
Average

6 minutes 48 seconds

Tickets Close Time

Average

6 days 11 hours



RECREATION/PARKS

2023 SEPTEMBER RECREATION PROGRAM SUMMARY

RECREATION PROGRAM DIVISION

YOUTH ATHLETICS

- ✚ Darius Pitt, Youth Services Program Coordinator, partnered with Vance County High School to offer a Seahawk Day at the high school fright night game on Friday, September 1, 2023. This allowed all the Tri-City Seahawks Football Teams to run out with the local high school football team.
- ✚ Darius Pitt, Youth Services Program Coordinator, held a Tri-City Seahawks Flag Football Team games at Vance County Middle School for games on Saturday, September 16, 2023 against Panther Football Association for the Flag- Won, 8U - Won, 10U - Won, 12U – Won. The cheerleaders participated as well.
- ✚ Darius Pitt, Youth Services Program Coordinator, provided transportation for Tri-City Seahawks Flag Football Team to Chatham County for games on Saturday, September 23, 2023 for the Flag- Won, 8U - Won, 10U - Lost, 12U – Lost. The cheerleaders participated as well.

Tri City Team Age Group	Wins	Loses
Flag	3	0
8 & Under	3	1
10 & Under	3	1
12 & Under	2	2

Youth Services

- ✚ There were 1 new admission. The goal is to serve 40. There are currently 8 youth enrolled in Community Service. We currently Served Year to Date 8 youths. There were 1 termination for the month. There was 1 intake conducted.

Teen Court

- ✚ Currently there are 0 youth completing sanctions in Teen Court. 0 new referrals were received. The goal is to serve 30. Teen Court Club has continued to meet weekly to prepare volunteers for when referrals come in. Kendrick Vann Director, Shantel Hargrove, Youth Service Outreach Administrator, Darius Pitt, Youth Service Program Coordinator, Dominique Bullock, Youth Services Outreach Specialist are currently in contact with the following schools Vance County High School, Vance County Middle School, and Advance Academy in regards to referrals for Teen Court.

Project Youth Outreach

- ✚ Shantel Hargrove, Youth Service Outreach Administrator, Darius Pitt, Youth Service Program Coordinator, Dominique Bullock, Youth Services Outreach Specialist is conducting PYO at the following schools VCMS, LB Yancey Elementary, Carver Elementary and EM Rollins Elementary School & Advance Academy. Currently in contact with Vance County Schools for New Schools for the upcoming school year.
- ✚ There were 0 new admissions. There are currently 0 total youth enrolled into the program.

Programming/Training/Meetings

- ✚ Shantel Hargrove, Youth Service Outreach Administrator, Darius Pitt, Youth Service Outreach Program Coordinator, and Dominique Bullock, Youth Services Outreach Specialist attended JCPC at Vance County Schools on Thursday, September 21st, 2023.
- ✚ Darius Pitt, Youth Service Outreach Program Coordinator hosted the 1st Annual Fun-N-Funds on September 18th-20th,2023.
- ✚ Dominique Bullock, Youth Service Outreach Specialist attended the first Day of Funds N Funds on September 18th, 2023.
- ✚ Dominique Bullock, Youth Service Outreach Specialist assisted with the First Teen Court Meeting of the Season on September 18th,2023.
- ✚ Darius Pitt, Youth Service Outreach Program Coordinator coordinated the First Teen Court Meeting of the Season on September 18th, 2023.
- ✚ Darius Pitt, Youth Services Program Coordinator, Attended Monthly RAC meeting on Thursday, September 14, 2023
- ✚ Dominique Bullock, Youth Service Outreach Specialist, attended monthly RAC Meeting on Thursday, September 14th, 2023.

- ✚ Dominique Bullock, Youth Services Outreach Specialist, planned and completed logistics for Fall Campus to Campus Tours.
- ✚ Darius Pitt, Youth Services Program Coordinator, Approved and posted flyer for upcoming fall college tours.

Community Outreach

- ✚ Shantel Hargrove, Youth Service Outreach Administrator, attended the Optimist Club meeting at Henderson Country Club on September 12th, 2023.
- ✚ Shantel Hargrove, Youth Service Outreach Administrator, attended the Optimist Club meeting at Henderson Country Club on September 26th, 2023.
- ✚ Shantel Hargrove, Youth Service Outreach Administrator conducted the Community-Wide Advisory Committee (CAC) on September 14th, 2023.
- ✚ Dominique Bullock, Youth Service Outreach Specialist attended the Community-Wide Advisory Committee (CAC) Meeting on September 14th, 2023.

AQUATICS

Henderson-Vance Recreation and Parks Department Aquatics Division has hired 2 new lifeguards.

Henderson-Vance Recreation and Parks Department has modified Aycock Recreation Aquatic schedule to provide service to the public, water aerobics, summer camp and other scheduled programs.

Henderson-Vance Recreation and Parks Department Director Kendrick Vann received his Certified Aquatics Operator certification with allows him to adequately oversee the aquatic/pool system.

AYCOCK RECREATION CENTER

- ✚ City, County, and Vance County School employee attendance:
 - City Employees =4
 - County Employees = 0
 - Vance Co. School Employees = 3

501 Patron check-ins (This excludes numbers for rentals, meetings, classes, aquatic events, and youth athletics.)

- Daily Use
 - \$877 .00 Revenue
- Memberships: New
 - \$ 90.00 Revenue
- Multipurpose room rentals –\$700.00
- Lobby rentals 0
- Fox Pond shelter rentals \$150.00
- Ballfield rentals: North Henderson (\$120.00)
- Program Registrations \$1159.00
- (1) Gym rentals: Henderson Collegiate Volley Ball Season started 8/30/23

RECREATION PROGRAMS

- ✚ Senior Bingo
 - 43 Virtual Participants for 3 Events and there were 8 that attended in house
 - Senior BINGO was held on July 27, 2023 there were 14 attended
 - There was also BINGO held on Thursday August 31, 2023 with 17 that attended
 - There will also be BINGO held on Thursday September 28, 2023
 - Free Program
- ✚ Visually Impaired Program (VIP)
 - 10 Participants attended the Support Group meeting and cook out at Satterwhite Point Lake House held on Tuesday, September 12, 2023
 - On Tuesday September 26, 2023 VIP will be bowling.
 - Free Program
- ✚ Golden Age Club
 - There were 2 Golden Age meeting with 19 participants that attended.
 - There was also a meeting held on Wednesday August 30, 2023 with 6 that attended.
 - There will also be a meeting held on Wednesday September 27, 2023
 - Free Program
- ✚ Senior Trip
 - 8 participants attended a Senior trip to the NC Asheboro Zoo on Wednesday September 20, 2023
- ✚ D.R.E.A.M
 - Queen of Diamonds held 8 practices with 143 participants.

- Queen of Diamonds held the 1st Yolanda Showcase on Saturday September 2, 2023. There were 3 teams that participated: Queen of Diamonds, Sweet Hearts, and Dazzling Sugar Divas: 65 dancers, 8 coaches, 385 patrons.
- ✚ Special Olympic Bocce
 - There were 2 practices held with 6 participants that attended
 - There will also be practice held on Thursday September 26, 2023
- ✚ Pickleball
 - 2 Pickleball Courts at Fox Pond became available for to use starting April 20, 2023
- ✚ Meetings, Classes, and Trainings
 - Queen of Diamonds parent meeting was held Monday September 18, 2023, topics included: Queen of Diamonds program, September fundraiser October competition, upcoming performances for the year, uniforms and attendance.

ADMINISTRATION

- ✚ Recreation and Parks Department Administration held their Bi-Weekly Mandatory Staff meeting on Thursday September 7, 2023 at the Aycock Recreation Center.
- ✚ Recreation and Parks Department Administration, attended the State of Police (Henderson) Luncheon held on September 12, 2023 at 12:00n at the Henderson Country Club.
- ✚ Recreation and Parks Department Administration Female Staff (Shantel Hargrove, Jocelyn Hardy, Dominique Bullock and Alisha Shaw attended the Women In Business Lunch and Learn held on September 21, 2023.
- ✚ Recreation and Parks Department Administration held the monthly Recreation Advisory Committee meeting on Thursday September 14, 2023.
- ✚ Kendrick Vann, Recreation and Parks Director attended JCPC at Vance County Schools on Thursday, September 21, 2023 at the Aycock Recreation Center.
- ✚ Recreation and Parks Department Administration held a Meet-n-Greet meeting on Friday September 22, 2023 with the New HR Director at 2:00pm at the Aycock Recreation Center.
- ✚ Recreation and Parks Department Administration, attended the City of Henderson's City-Wide Clean Up on September 29, 2023. This department will be focusing on the EM Rollins Elementary School and Dabney Drive area.

DATE 8/31/23 100 REAL AND LISTED PERSONAL
 TIME 17:44:27 REVENUE UNIT: ALL
 USER VNCARRIE

VANCE COUNTY
 LEVY COLLECTED REPORT
 AS OF RUN DATE

REVENUE UNIT/YEAR

PAGE 1
 PROG# CL2237

YEAR	REVENUE UNIT	(A) LEVY CHARGE TYPE ORIG/DISC	DISC BILLS INCL IN (A)	(B) LEVY PAID/DSCNTS	DISCOUNTS INCL IN (B)	(C) NET ABATEMENTS	B+C/A CCLL %	LEVY OUTSTANDING
2000	00	VANCE COUNTY TAXES		100,228.76		21,524.95		590.52
		A ASSESSMENT		17,234.52		10,665.48		
		L LATE LISTING		6.59		80.12		
		* YEAR TOTAL		117,469.87		32,270.55	99.61	590.52
2001	00	VANCE COUNTY TAXES		130,770.33		67,251.26		1,100.61
		A ASSESSMENT		23,726.14		13,300.75		
		L LATE LISTING		136.13		29.14		
		* YEAR TOTAL		154,632.60		80,581.15	99.54	1,100.61
2002	00	VANCE COUNTY TAXES		203,439.02		36,576.44		390.90
		A ASSESSMENT		35,174.85		11,700.15		
		L LATE LISTING		1,370.39		1,374.99		
		* YEAR TOTAL		239,984.26		49,651.58	99.87	390.90
2003	00	VANCE COUNTY TAXES		261,926.71		25,458.10		1,996.26
		A ASSESSMENT		49,900.92		10,268.28		75.00
		L LATE LISTING		1,566.00		1,031.37		40.05
		* YEAR TOTAL		313,383.63		36,737.75	99.41	2,111.31
2004	00	VANCE COUNTY TAXES	901.28	355,996.75		22,931.48		900.55
		A ASSESSMENT		62,517.42		8,507.58		75.00
		L LATE LISTING		1,005.40		310.58		36.85
		* YEAR TOTAL	901.28	419,519.57		31,749.64	99.78	1,012.40
2005	00	VANCE COUNTY TAXES		591,141.37		13,372.30		12,720.51
		A ASSESSMENT		117,151.63		3,497.00		7,046.37
		L LATE LISTING		1,558.42		34.31		403.66
		* YEAR TOTAL		709,851.42		16,903.61	97.30	20,170.54
2006	00	VANCE COUNTY TAXES	11,816.19	4,680,809.15		13,682.00		11,105.95
		A ASSESSMENT		634,553.40		4,069.81		8,728.83
		L LATE LISTING		4,500.50		130.22		492.93
		* YEAR TOTAL	11,816.19	5,319,863.05		17,882.03	99.63	20,327.75
2007	00	VANCE COUNTY TAXES	21,869.50	16,486,568.06		17,697.59		12,323.03

DATE 8/31/23 100 REAL AND LISTED PERSONAL
 TIME 17:44:27 REVENUE UNIT: ALL
 USER VNCARRIE

VANCE COUNTY
 LEVY COLLECTED REPORT
 ASOF RUN DATE

REVENUE UNIT/YEAR

PAGE 2
 PROC# CL2237

YEAR	REVENUE UNIT CHARGE TYPE	(A) LEVY ORIG/DISC	DISC BILLS INCL IN (A)	(B) LEVY PAID/DSCNTS	DISCOUNTS INCL IN (B)	(C) NRT ABATEMENTS	B+C/A CCLL %	LEVY OUTSTANDING
	A ASSESSMENT	1,780,913.04		1,768,391.28		6,057.94		6,463.82
	L LATE LISTING	7,783.59		7,507.42		44.63		231.54
	* YEAR TOTAL	18,305,285.31	21,865.50	18,262,466.76		23,800.16	99.90	19,018.39
2008 00	VANCE COUNTY TAXES	18,501,368.11	36,640.61	18,463,731.98		24,998.93		12,637.20
	A ASSESSMENT	1,934,995.01		1,917,267.85		8,405.69		9,211.47
	L LATE LISTING	7,805.78		7,242.19		121.65		441.94
	* YEAR TOTAL	20,444,058.50	36,640.61	20,388,242.02		33,526.27	99.90	22,290.61
2009 00	VANCE COUNTY TAXES	18,208,394.81	3,665.66	18,164,642.23		30,537.62		13,214.96
	A ASSESSMENT	1,934,672.50		1,914,653.09		11,169.50		8,829.91
	L LATE LISTING	10,545.82		10,093.68		85.69		365.45
	* YEAR TOTAL	20,153,613.13	3,665.66	20,089,399.00		41,792.81	99.89	22,421.32
2010 00	VANCE COUNTY TAXES	18,236,686.34	7,148.78	18,167,516.45		56,274.36		12,855.53
	A ASSESSMENT	1,959,510.00		1,927,991.50		21,425.00		10,183.50
	L LATE LISTING	20,586.48		14,849.74		5,343.32		393.42
	* YEAR TOTAL	20,216,782.82	7,148.78	20,110,267.69		83,042.68	99.89	23,472.45
2011 00	VANCE COUNTY TAXES	18,773,059.43	238,861.19	18,446,710.07		308,344.16		15,305.20
	A ASSESSMENT	2,029,845.00	15,210.00	1,967,014.26		51,636.77		11,193.97
	L LATE LISTING	64,093.56	52,876.14	42,478.31		19,260.29		2,354.96
	* YEAR TOTAL	20,866,997.99	306,947.33	20,456,262.64		379,241.22	99.85	31,554.13
2012 00	VANCE COUNTY TAXES	19,656,450.38	424,167.90	19,232,875.90		408,811.91		14,762.57
	A ASSESSMENT	2,046,087.50	27,357.50	1,972,463.35		58,149.08		15,475.07
	L LATE LISTING	82,972.04	64,306.93	53,404.54		27,603.00		1,964.50
	* YEAR TOTAL	21,785,509.92	515,832.33	21,258,743.79		494,563.99	99.86	32,202.14
2013 00	VANCE COUNTY TAXES	19,746,595.08	164,244.68	19,451,458.69		271,583.54		23,152.85
	A ASSESSMENT	2,036,960.00	8,885.00	1,971,924.80		45,430.32		15,604.88
	L LATE LISTING	42,307.82	15,399.94	34,328.08		3,806.29		4,173.45
	* YEAR TOTAL	21,825,862.90	192,529.62	21,459,711.57		325,220.15	99.81	42,931.18
2014 00	VANCE COUNTY TAXES	15,826,172.17	170,007.09	15,617,762.86		179,364.92		29,044.39
	A ASSESSMENT	2,000,300.00	22,100.00	1,960,870.67		31,167.50		8,261.83
	L LATE LISTING	37,614.91	19,555.75	24,417.89		6,932.36		6,264.66

DATE 8/31/23 100 REAL ANN LISTED PERSONAL
 TIME 17:44:27 REVENUE UNIT: ALL
 USER UNCARRIE

VANCE COUNTY
 LEVY COLLECTED REPORT
 AS OF RUN DATE

REVENUE UNIT/YEAR

PAGE 3
 PRG# CL2237

YEAR	REVENUE UNIT CHARGE TYPE	(A) LEVY ORIG/DISC	DISC BILLS INCL IN (A)	(B) LEVY PAID/DSCRPTS	DISCOUNTS INCL IN (B)	(C) NET ABATEMENTS	B-C/A COLL %	LEVY OUTSTANDING
*	YEAR TOTAL	21,864,087.08	211,662.84	21,603,051.42		217,454.78	99.81	43,570.88
2015	00 VANCE COUNTY TAXES	20,460,290.21	920,421.25	19,797,692.26		641,369.11		21,238.84
	A ASSESSMENT	1,957,485.00	18,345.00	1,938,257.21		12,595.00		6,632.79
	L LATE LISTING	109,092.95	101,049.00	25,802.13		82,488.30		802.52
*	YEAR TOTAL	22,526,868.16	1,039,815.25	21,761,741.60		736,452.41	99.88	28,674.15
2016	00 VANCE COUNTY TAXES	20,199,939.52	322,317.42	19,865,259.97		219,232.22		115,447.03
	A ASSESSMENT	2,062,720.00	58,795.00	2,010,780.18		26,877.50		25,062.32
	L LATE LISTING	45,532.87	42,771.38	38,322.76		9,516.02		1,694.09
*	YEAR TOTAL	22,312,192.09	423,883.30	21,914,362.91		255,625.74	99.17	142,203.44
2017	00 VANCE COUNTY TAXES	20,528,473.74	180,311.12	20,328,046.81		105,948.05		93,478.84
	A ASSESSMENT	2,037,630.00	3,570.00	2,000,164.23		12,810.00		24,655.77
	L LATE LISTING	34,560.52	10,937.23	25,042.16		679.41		8,838.95
*	YEAR TOTAL	22,600,664.26	194,818.35	22,353,253.20		120,437.50	99.44	126,973.56
2018	00 VANCE COUNTY TAXES	20,990,546.58	124,350.57	20,841,541.25		119,810.59		29,194.74
	A ASSESSMENT	2,171,323.00	4,011.00	2,138,593.52		8,064.00		24,665.48
	L LATE LISTING	26,256.24	6,802.15	21,879.04		1,409.90		2,977.30
*	YEAR TOTAL	23,188,135.82	135,163.92	23,002,013.81		129,284.49	99.76	56,837.52
2019	00 VANCE COUNTY TAXES	21,952,989.17	140,269.99	20,958,363.19		52,737.41		41,888.57
	A ASSESSMENT	2,166,437.00	3,629.00	2,137,002.75		6,006.00		23,428.25
	L LATE LISTING	34,379.46	13,825.39	25,926.42		5,244.12		3,206.92
*	YEAR TOTAL	23,253,805.63	157,924.38	23,121,294.36		63,987.53	99.71	68,523.74
2020	00 VANCE COUNTY TAXES	21,173,529.25	89,190.52	21,039,235.50		64,744.80		69,548.95
	A ASSESSMENT	2,271,357.00	4,131.00	2,229,654.85		4,995.00		36,707.15
	L LATE LISTING	52,176.60	6,613.84	48,897.60		780.44		2,498.56
*	YEAR TOTAL	23,497,062.85	99,935.36	23,317,787.95		70,520.24	99.54	103,754.66
2021	00 VANCE COUNTY TAXES	21,471,605.30	84,831.75	21,243,183.45		79,953.47		148,438.33
	A ASSESSMENT	2,305,915.00	2,515.00	2,252,171.57		5,640.00		48,103.43
	L LATE LISTING	32,663.62	6,175.47	27,052.24		3,189.07		2,422.31
*	YEAR TOTAL	23,810,183.92	93,522.22	23,522,487.26		83,812.54	99.17	196,964.12

DATE 8/31/23 100 REAL AND LISTED PERSONAL
 TIME 17:44:27 REVENUE UNIT: ALL
 USER VNCARRIE

VANCE COUNTY
 LEVY COLLECTED REPORT
 AS OF RIN DATE

REVENUE UNIT/YEAR

PAGE 4
 PROG# CL2237

YEAR	REVENUE UNIT CHARGE TYPE	(A) LEVY ORIG/DISC	DISC BILLS INCL IN (A)	(B) LEVY PAID/DSCNTS	DISCOUNTS INCL IN (B)	(C) NET ABATEMENTS	B-C/A COLL %	LEVY OUTSTANDING
2022	00 VANCE COUNTY							
	TAXES	22,166,178.57	169,631.03	21,550,085.27		146,415.30		469,678.00
	A ASSESSMENT	2,313,978.00	7,818.00	2,200,824.56		6,053.00		119,206.44
	L LATE LISTING	43,014.65	9,434.30	35,481.36		2,115.90		5,417.35
	* YEAR TOTAL	24,523,171.22	186,883.33	23,786,391.19		142,476.20	97.58	594,301.83
2023	00 VANCE COUNTY							
	TAXES	22,667,275.52	108,773.14	3,528,145.58		39,751.17		19,099,378.77
	A ASSESSMENT	2,358,586.00	4,286.00	317,913.08		2,640.00		2,038,132.92
	L LATE LISTING	62,021.23	17,781.36	5,294.56		1,662.24		51,074.43
	* YEAR TOTAL	25,087,992.75	130,840.50	3,855,353.22		44,053.41	15.55	21,188,586.12
	** REV UNIT TOT	383,848,459.49	3,773,801.25	357,535,394.79		3,516,090.42	94.07	22,796,984.27

DATE 9/31/23 100 REAL AND LISTED PERSONAL
 TIME 17:44:27 REVENUE UNIT: ALL
 USER VNCARRIE

VANCE COUNTY
 LEVY COLLECTED REPORT
 AS OF RUN DATE

REVENUE UNIT/YEAR

PAGE 14
 PRGM CL2237

YEAR	REVENUE UNIT CHARGE TYPE	(A) LEVY ORIG/DISC	DISC BILLS INCL IN (A)	(E) LEVY PAID/DISCNTS	DISCOUNTS INCL IN (B)	(C) NET ABATEMENTS	B-C/A COLL %	LEVY OUTSTANDING
2002	12 FIRE DISTRICT TAXES	4,124.55		3,317.20		807.35		
	* YEAR TOTAL	4,124.55		3,317.20		807.35	100.00	
2003	12 FIRE DISTRICT TAXES	6,729.53		6,056.55		604.96		68.02
	* YEAR TOTAL	6,729.53		6,056.55		604.96	98.99	68.02
2004	12 FIRE DISTRICT TAXES	8,740.21	28.59	8,189.80		517.65		32.76
	* YEAR TOTAL	8,740.21	28.59	8,189.80		517.65	99.63	32.76
2005	12 FIRE DISTRICT TAXES	13,511.98		12,975.97		232.94		303.07
	L LATE LISTING			.20		.20-		
	* YEAR TOTAL	13,511.98		12,976.17		232.74	97.76	303.07
2006	12 FIRE DISTRICT TAXES	89,836.07	404.13	89,343.34		229.94		262.79
	* YEAR TOTAL	89,836.07	404.13	89,343.34		229.94	99.71	262.79
2007	12 FIRE DISTRICT TAXES	342,310.78	723.66	341,760.63		278.37		271.78
	* YEAR TOTAL	342,310.78	723.66	341,760.63		278.37	99.93	271.78
2008	12 FIRE DISTRICT TAXES	397,167.68	1,220.07	396,419.23		453.96		294.49
	L LATE LISTING			.21		.21-		
	* YEAR TOTAL	397,167.68	1,220.07	396,419.44		453.75	99.93	294.49
2009	12 FIRE DISTRICT TAXES	403,358.41	120.39	402,499.70		518.36		340.35
	L LATE LISTING			1.26		1.58-		.32
	* YEAR TOTAL	403,358.41	120.39	402,500.96		516.78	99.92	340.67
2010	12 FIRE DISTRICT TAXES	402,067.02	235.37	400,832.99		367.87		366.16
	L LATE LISTING			1.98		2.30-		.32
	* YEAR TOTAL	402,067.02	235.37	400,834.97		365.57	99.91	366.48
2011	12 FIRE DISTRICT TAXES	413,720.16	4,886.84	406,949.71		6,420.56		349.91

YEAR	REVENUE UNIT CHARGE TYPE	(A) LEVY ORIG/DISC	DISC BILLS INCL IN (A)	(B) LEVY PAID/DSCNTS	DISCOUNTS INCL IN (B)	(C) NET ABATEMENTS	E-C/A COLL %	LEVY OUTSTANDING
	L LATE LISTING	1,123.56	359.87	682.14		418.87		22.55
	* YEAR TOTAL	414,843.74	5,746.71	407,631.85		6,839.43	99.92	272.46
2012	12 FIRE DISTRICT TAXES	666,994.21	7,263.01	634,854.72		31,732.51		406.98
	L LATE LISTING	1,961.06	1,180.07	1,510.90		419.33		30.83
	* YEAR TOTAL	668,955.27	8,443.08	636,365.62		32,151.84	99.94	437.81
2013	12 FIRE DISTRICT TAXES	655,653.87	4,628.49	648,877.10		6,332.75		444.02
	L LATE LISTING	1,340.28	323.26	1,169.67		139.73		30.88
	* YEAR TOTAL	656,994.15	4,951.75	650,046.77		6,472.48	99.93	474.90
2014	12 FIRE DISTRICT TAXES	649,950.65	5,833.35	644,656.50		4,815.50		476.65
	L LATE LISTING	1,199.80	420.65	923.71		195.99		80.10
	* YEAR TOTAL	651,150.45	6,254.00	645,582.21		5,011.49	99.92	556.75
2015	12 FIRE DISTRICT TAXES	647,489.28	7,381.65	640,752.89		6,094.65		641.74
	L LATE LISTING	1,625.22	1,352.19	446.51		1,154.97		23.74
	* YEAR TOTAL	649,114.50	8,733.84	641,199.40		7,249.62	99.90	665.48
2016	12 FIRE DISTRICT TAXES	658,488.95	10,243.97	642,285.44		10,862.30		5,341.21
	L LATE LISTING	849.94	630.98	389.21		420.73		40.00
	* YEAR TOTAL	659,338.89	10,874.95	642,674.65		11,283.03	99.19	5,381.21
2017	12 FIRE DISTRICT TAXES	671,651.68	8,549.96	664,910.36		2,491.20		4,340.12
	L LATE LISTING	1,472.02	481.92	1,027.85		27.82		416.35
	* YEAR TOTAL	673,123.70	9,031.88	665,938.21		2,429.02	99.30	4,756.47
2018	12 FIRE DISTRICT TAXES	1,008,071.62	6,484.71	1,004,141.76		2,617.14		1,312.72
	L LATE LISTING	1,484.04	270.97	1,267.18		71.71		145.15
	* YEAR TOTAL	1,009,555.66	6,755.68	1,005,408.94		2,688.85	99.86	1,457.87
2019	12 FIRE DISTRICT TAXES	1,404,011.64	5,870.44	1,398,779.63		2,768.48		2,463.53
	L LATE LISTING	1,879.61	348.23	1,520.42		249.17		100.02
	* YEAR TOTAL	1,405,891.25	6,218.67	1,400,310.05		3,017.65	99.82	2,563.55

DATE 8/31/23 100 REPAI AND LISTED PERSONAL
 TIME 17:44:27 REVENUE UNIT: ALL
 USER VNCARRIE

VANCE COUNTY
 LEVY COLLECTED REPORT
 AS OF RUN DATE

REVENUE UNIT/YEAR

PAGE 16
 PROG# CL2237

YEAR	REVENUE UNIT CHARGE TYPE	(A) LEVY ORIG/DISC	DISC BILLS INCL IN (A)	(B) LEVY PAID/DSCNTS	DISCOUNTS INCL IN (B)	(C) NET ABATEMENTS COLL %	B+C/A	LEVY OUTSTANDING
2020	12 FIRE DISTRICT TAXES	1,416,577.68	6,149.81	1,409,765.48		2,224.82		4,587.38
	L LATE LISTING	4,391.54	411.37	4,153.84		56.70		181.00
	* YEAR TOTAL	1,420,969.22	6,551.18	1,413,919.32		2,281.52	99.67	4,768.38
2021	12 FIRE DISTRICT TAXES	1,437,168.53	7,070.34	1,420,179.84		6,807.53		10,181.16
	L LATE LISTING	2,755.69	424.74	2,352.30		210.01		193.38
	* YEAR TOTAL	1,439,924.22	7,495.08	1,422,532.14		7,017.54	99.28	10,374.54
2022	12 FIRE DISTRICT TAXES	1,492,092.59	11,731.68	1,449,518.29		11,465.14		31,109.16
	L LATE LISTING	2,957.16	611.35	2,463.32		90.92		402.92
	* YEAR TOTAL	1,495,049.75	12,343.03	1,451,981.61		11,556.06	97.90	31,512.08
2023	12 FIRE DISTRICT TAXES	1,533,420.74	9,878.48	242,706.95		3,212.32		1,287,501.47
	L LATE LISTING	4,301.99	1,534.80	682.05		116.56		3,503.38
	* YEAR TOTAL	1,537,722.73	11,413.28	243,389.00		3,328.88	16.05	1,291,004.85
	** REV UNIT TOT	14,350,479.75	107,557.34	12,868,378.83		105,834.52	90.55	1,356,266.41
	*** GROUP TOTAL	490,964,490.13	5,293,060.42	456,586,855.58		4,633,593.52	93.95	29,744,240.93

DATE 8/31/23 125 GAF VEHICLE BILLING
 TIME 17:44:27 REVENUE UNIT: ALL
 USER VNCARRIE

VANCE COUNTY
 LEVY COLLECTED REPORT
 AS OF RUN DATE

REVENUE UNIT/YEAR

PAGE 17
 PROG# CL2237

YEAR	REVENUE UNIT CHARGE TYPE	(A) LEVY ORIG/DISC	DISC BILLS INCL IN (A)	(B) LEVY PAID/DSCNTE	DISCOUNTS INCL IN (B)	(C) NET ABATEMENTS	B+C/A COLL %	LEVY OUTSTANDING
2017	00 VANCE COUNTY TAXES	22,985.27		11,014.56		4,331.69		7,643.02
*	YEAR TOTAL	22,985.27		11,014.56		4,331.69	66.76	7,643.02
2018	00 VANCE COUNTY TAXES	66,330.10	66,330.10	33,010.75		5,240.24		27,079.11
*	YEAR TOTAL	66,330.10	66,330.10	33,010.75		5,240.24	59.18	27,079.11
2019	00 VANCE COUNTY TAXES	90,160.12	90,160.12	47,517.21		6,603.59		36,039.32
*	YEAR TOTAL	90,160.12	90,160.12	47,517.21		6,603.59	60.03	36,039.32
2020	00 VANCE COUNTY TAXES	78,846.04	78,846.04	44,868.47		475.30		33,502.27
*	YEAR TOTAL	78,846.04	78,846.04	44,868.47		475.30	57.51	33,502.27
2021	00 VANCE COUNTY TAXES	63,703.55	63,703.55	38,389.69		745.66		24,568.20
*	YEAR TOTAL	63,703.55	63,703.55	38,389.69		745.66	61.44	24,568.20
2022	00 VANCE COUNTY TAXES	109,903.14	109,903.14	53,321.62		1,532.47		55,049.05
*	YEAR TOTAL	109,903.14	109,903.14	53,321.62		1,532.47	49.92	55,049.05
2023	00 VANCE COUNTY TAXES	94,301.98	94,301.98	9,594.98		1,535.26		83,171.74
*	YEAR TOTAL	94,301.98	94,301.98	9,594.98		1,535.26	11.81	83,171.74
**	REV UNT TOT	526,234.20	503,244.93	237,717.28		22,464.21	49.26	267,052.71

DATE 8/31/23 125 GAP VEHICLE BILLING
 TIME 17:44:27 REVENUE UNIT: ALL
 USER VNCARRIE

VANCE COUNTY
 LEVY COLLECTED REPORT
 AS OF RUN DATE

REVENUE UNIT/YEAR

PAGE 21
 PRG# CL2237

YEAR	REVENUE UNIT CHARGE TYPE	(A) LEVY ORIG/DISC	DISC BILLS INCL IN (A)	(B) LEVY PAID/DSCNTS	DISCOUNTS INCL IN (B)	(C) NET ABATEMENTS	B+C/A COLL %	LEVY OUTSTANDING
2017	12 FIRE DISTRICT TAXES	840.29		425.73		146.16		268.40
	* YEAR TOTAL	840.29		425.73		146.16	68.06	268.40
2018	12 FIRE DISTRICT TAXES	2,770.77	2,770.77	1,427.90		317.54		1,025.33
	* YEAR TOTAL	2,770.77	2,770.77	1,427.90		317.54	63.00	1,025.33
2019	12 FIRE DISTRICT TAXES	5,467.24	5,467.24	3,045.09		337.41		2,054.74
	* YEAR TOTAL	5,467.24	5,467.24	3,045.09		337.41	61.87	2,054.74
2020	12 FIRE DISTRICT TAXES	5,543.50	5,543.50	3,276.49		.58		2,266.43
	* YEAR TOTAL	5,543.50	5,543.50	3,276.49		.58	59.12	2,266.43
2021	12 FIRE DISTRICT TAXES	4,648.95	4,648.95	2,848.43		65.76		1,734.76
	* YEAR TOTAL	4,648.95	4,648.95	2,848.43		65.76	62.69	1,734.76
2022	12 FIRE DISTRICT TAXES	7,749.89	7,749.89	3,924.70		92.13		3,733.06
	* YEAR TOTAL	7,749.89	7,749.89	3,924.70		92.13	51.84	3,733.06
2023	12 FIRE DISTRICT TAXES	6,703.89	6,703.89	762.77		119.56		5,825.56
	* YEAR TOTAL	6,703.89	6,703.89	762.77		119.56	13.11	5,825.56
	** REV UNIT TOT	33,724.53	32,884.24	15,711.11		1,875.14	49.78	16,938.28
	*** GROUP TOTAL	706,204.41	675,172.84	311,001.24		28,709.55	48.11	366,493.62

DATE 8/31/23 150 PUBLIC UTILITIES
 TIME 17:44:27 REVENUE UNIT: ALL
 USER UNCARRIE

VANCE COUNTY
 LEVY COLLECTED REPORT
 AS OF RUN DATE

REVENUE UNIT/YEAR

PAGE 22
 PROG# CL2237

YEAR	REVENUE UNIT CHARGE TYPE	(A) LEVY ORIG/DISC	DISC BILLS INCL IN (A)	(B) LEVY PAID/DSCNTS	DISCOUNTS INCL IN (B)	(C) NET ABATEMENTS	B+C/A COLL %	LEVY OUTSTANDING
2003	00 VANCE COUNTY TAXES	77.41		74.57		2.84		
	* YEAR TOTAL	77.41		74.57		2.84	100.00	
2006	00 VANCE COUNTY TAXES	354,990.15		354,990.15				
	* YEAR TOTAL	354,990.15		354,990.15			100.00	
2007	00 VANCE COUNTY TAXES	559,394.08		559,394.08				
	L LATE LISTING	12.67		12.67				
	* YEAR TOTAL	559,406.75		559,406.75			100.00	
2008	00 VANCE COUNTY TAXES	641,262.39		641,262.39				
	* YEAR TOTAL	641,262.39		641,262.39			100.00	
2009	00 VANCE COUNTY TAXES	622,975.47		622,975.47				
	L LATE LISTING	24.24		24.24				
	* YEAR TOTAL	622,999.71		622,999.71			100.00	
2010	00 VANCE COUNTY TAXES	605,674.17		605,674.17				
	* YEAR TOTAL	605,674.17		605,674.17			100.00	
2011	00 VANCE COUNTY TAXES	609,356.48		609,356.48				
	* YEAR TOTAL	609,356.48		609,356.48			100.00	
2012	00 VANCE COUNTY TAXES	607,921.29		607,921.29				
	* YEAR TOTAL	607,921.29		607,921.29			100.00	
2013	00 VANCE COUNTY TAXES	608,310.46		608,310.46				
	* YEAR TOTAL	608,310.46		608,310.46			100.00	
2014	00 VANCE COUNTY TAXES	609,191.68		609,191.68				
	* YEAR TOTAL	609,191.68		609,191.68			100.00	

DATE 8/31/23 150 PUBLIC UTILITIES
 TIME 17:44:27 REVENUE UNIT: ALL
 USER UNCARRIED

VANCE COUNTY
 LEVY COLLECTED REPORT
 AS OF RUN DATE

REVENUE UNIT/YEAR

PAGE 23
 PRG# C12237

YEAR	REVENUE UNIT CHARGE TYPE	(A) LEVY ORIG/DISC	DISC BILLS INCL IN (A)	(B) LEVY PAID/DSCNTS	DISCOUNTS INCL IN (B)	(C) NET ABATEMENTS	B+C/A COLL %	LEVY OUTSTANDING
2015	00 VANCE COUNTY TAXES	688,091.16	24.26	688,076.32		1.58		13.26
	* YEAR TOTAL	688,091.16	24.26	688,076.32		1.58	100.00	13.26
2016	00 VANCE COUNTY TAXES	779,311.38		779,311.38				
	* YEAR TOTAL	779,311.38		779,311.38			100.00	
2017	00 VANCE COUNTY TAXES	784,322.66		784,322.66				
	L LATE LISTING			60.52		60.52-		
	* YEAR TOTAL	784,322.66		784,383.18		60.52-100.00		
2018	00 VANCE COUNTY TAXES	802,318.43		802,318.43				
	* YEAR TOTAL	802,318.43		802,318.43			100.00	
2019	00 VANCE COUNTY TAXES	888,627.43		888,627.43				
	* YEAR TOTAL	888,627.43		888,627.43			100.00	
2020	00 VANCE COUNTY TAXES	930,778.65		930,778.65				
	* YEAR TOTAL	930,778.65		930,778.65			100.00	
2021	00 VANCE COUNTY TAXES	938,374.78		938,154.58		80,220.20		
	* YEAR TOTAL	938,374.78		938,154.58		80,220.20	100.00	
2022	00 VANCE COUNTY TAXES	872,784.93		872,219.49				564.54
	* YEAR TOTAL	872,784.93		872,219.49			99.94	564.54
	** REV UNT TOT	11,803,799.01	24.26	11,723,057.11		80,164.10	100.00	577.80

DATE 8/31/23 150 PUBLIC UTILITIES
 TIME 17:44:27 REVENUE UNIT: ALL
 USER VNCARR1E

VANCE COUNTY
 LEVY COLLECTED REPORT
 AS OF RUN DATE

REVENUE UNIT/YEAR

PAGE 30
 PRG# CL2237

YEAR	REVENUE UNIT CHARGE TYPE	(A) LEVY ORIG/DISC	DISC BILLS INCL IN (A)	(B) LEVY PAID/DSCNTS	DISCOUNTS INCL IN (B)	(C) NET ABATEMENTS	B+C/A COLL %	LEVY OUTSTANDING
2006	12 FIRE DISTRICT TAXES	7,269.34		7,269.34				
	* YEAR TOTAL	7,269.34		7,269.34			100.00	
2007	12 FIRE DISTRICT TAXES	9,800.62		9,800.62				
	* YEAR TOTAL	9,800.62		9,800.62			100.00	
2008	12 FIRE DISTRICT TAXES	10,987.24		10,987.24				
	* YEAR TOTAL	10,987.24		10,987.24			100.00	
2009	12 FIRE DISTRICT TAXES	10,969.95		10,969.95				
	* YEAR TOTAL	10,969.95		10,969.95			100.00	
2010	12 FIRE DISTRICT TAXES	10,818.60		10,818.60				
	* YEAR TOTAL	10,818.60		10,818.60			100.00	
2011	12 FIRE DISTRICT TAXES	11,212.98		11,212.98				
	* YEAR TOTAL	11,212.98		11,212.98			100.00	
2012	12 FIRE DISTRICT TAXES	17,464.01		17,464.01				
	* YEAR TOTAL	17,464.01		17,464.01			100.00	
2013	12 FIRE DISTRICT TAXES	17,835.77		17,835.77				
	* YEAR TOTAL	17,835.77		17,835.77			100.00	
2014	12 FIRE DISTRICT TAXES	18,076.29		18,076.29				
	* YEAR TOTAL	18,076.29		18,076.29			100.00	
2015	12 FIRE DISTRICT TAXES	21,895.14	1.06	21,894.47				.67
	* YEAR TOTAL	21,895.14	1.06	21,894.47			100.00	.67
2016	12 FIRE DISTRICT							

DATE 6/31/23 150 PUBLIC UTILITIES
 TIME 17:44:27 REVENUE UNIT: ALL
 USER VMCARRIE

VANCE COUNTY
 LEVY COLLECTED REPORT
 AS OF RUN DATE

REVENUE UNIT/YEAR

PAGE 31
 PROG# CL2217

YEAR	REVENUE UNIT CHARGE TYPE	(A) LEVY ORIG/DISC	DISC BILLS INCL IN (A)	(B) LEVY PAID/DSCNTS	DISCOUNTS INCL IN (B)	(C) NET ABATEMENTS	E-C/A COLL %	LEVY OUTSTANDING
	TAXES	24,653.10		24,653.10				
	* YEAR TOTAL	24,653.10		24,653.10			100.00	
2017	12 FIRE DISTRICT TAXES	24,951.20		24,951.20				
	L LATE LISTING			.75		.75-		
	* YEAR TOTAL	24,951.20		24,951.95		.75-	100.00	
2018	12 FIRE DISTRICT TAXES	37,572.73		37,572.73				
	* YEAR TOTAL	37,572.73		37,572.73			100.00	
2019	12 FIRE DISTRICT TAXES	56,126.67		56,126.67				
	* YEAR TOTAL	56,126.67		56,126.67			100.00	
2020	12 FIRE DISTRICT TAXES	52,363.46		52,363.46				
	* YEAR TOTAL	52,363.46		52,363.46			100.00	
2021	12 FIRE DISTRICT TAXES	60,639.63		55,599.39		5,040.24		
	* YEAR TOTAL	60,639.63		55,599.39		5,040.24	100.00	
2022	12 FIRE DISTRICT TAXES	57,420.18		57,419.65				.53
	* YEAR TOTAL	57,420.18		57,419.65			100.00	.53
	** REV UNIT TOI	450,056.91	1.06	445,016.22		5,039.49	100.00	1.20
	*** GROUP TOTAL	15,911,289.72	28.33	15,800,781.64		109,481.73	100.00	1,026.35

DATE 8/31/23 200 REGISTERED VEHICLE
 TIME 17:44:27 REVENUE UNIT: ALL
 USER VNCARRIE

VANCE COUNTY
 LEVY COLLECTED REPORT
 AS OF RUN DATE

REVENUE UNIT/YEAR

PAGE 32
 PROGF CL2237

YEAR	REVENUE UNIT CHARGE TYPE	(A) LEVY ORIG/DISC	DISC BILLS INCL IN (A)	(B) LEVY PAID/DSCNTS	DISCOUNTS INCL IN (B)	(C) NET ABATEMENTS	R+C/A COLL %	LEVY OUTSTANDING
2000	00 VANCE COUNTY TAXES	51,147.03		15,739.14		35,307.78		100.11
	* YEAR TOTAL	51,147.03		15,739.14		35,307.78	99.81	100.11
2001	00 VANCE COUNTY TAXES	61,032.85		19,463.85		41,562.69		6.31
	* YEAR TOTAL	61,032.85		19,463.85		41,562.69	99.99	6.31
2002	00 VANCE COUNTY TAXES	64,750.81		28,623.03		36,167.78		
	* YEAR TOTAL	64,750.81		28,623.03		36,167.78	100.00	
2003	00 VANCE COUNTY TAXES	65,201.36		33,554.98		31,646.38		
	* YEAR TOTAL	65,201.36		33,554.98		31,646.38	100.00	
2004	00 VANCE COUNTY TAXES	79,393.27		49,371.22		30,022.05		
	* YEAR TOTAL	79,393.27		49,371.22		30,022.05	100.00	
2005	00 VANCE COUNTY TAXES	232,362.23		203,491.76		40.07		28,830.40
	* YEAR TOTAL	232,362.23		203,491.76		40.07	87.60	28,830.40
2006	00 VANCE COUNTY TAXES	1,709,684.20		1,680,756.09		264.42		28,663.69
	L LATE LISTING	.30		.30				
	* YEAR TOTAL	1,709,683.90		1,680,756.79		264.42	98.33	28,663.69
2007	00 VANCE COUNTY TAXES	2,672,490.30		2,544,658.01		1,550.06		26,282.23
	* YEAR TOTAL	2,672,490.30		2,544,658.01		1,550.06	99.02	26,282.23
2008	00 VANCE COUNTY TAXES	2,377,859.90		2,354,449.39		623.51		22,787.00
	L LATE LISTING	.03		.03				
	* YEAR TOTAL	2,377,859.87		2,354,449.36		623.51	98.05	22,787.00
2009	00 VANCE COUNTY TAXES	2,026,423.15		2,000,055.16		1,922.37		24,455.62
	L LATE LISTING	.02		.02				
	* YEAR TOTAL	2,026,423.13		2,000,055.14		1,922.37	98.80	24,455.62

DATE 8/31/23 200 REGISTERED VEHICLE
 TIME 17:44:27 REVENUE UNIT: ALL
 USER VNCARRIE

VANCE COUNTY
 LEVY COLLECTED REPORT
 AS OF RUN DATE

REVENUE UNIT/YEAR

PAGE 33
 PROG# CL2237

YEAR	REVENUE UNIT CHARGE TYPE	(A) LEVY ORIG/DISC	DISC BILLS INCL IN (A)	(B) LEVY PAID/DSCNTS	DISCOUNTS INCL IN (B)	(C) NET F+C/A ABATIMENTS COLL %	LEVY OUTSTANDING
2010 00	VANCE COUNTY TAXES	1,794,422.05	3,658.97	1,744,961.96		27,132.76	22,327.33
	* YEAR TOTAL	1,794,422.05	3,658.97	1,744,961.96		27,132.76 98.76	22,327.33
2011 00	VANCE COUNTY TAXES	2,231,343.97	11,437.28	2,159,720.48		49,341.36	22,282.13
	* YEAR TOTAL	2,231,343.97	11,437.28	2,159,720.48		49,341.36 99.01	22,282.13
2012 00	VANCE COUNTY TAXES	2,154,248.50	5,477.76	2,073,558.87		55,247.12	25,442.51
	* YEAR TOTAL	2,154,248.50	5,477.76	2,073,558.87		55,247.12 98.82	25,442.51
2013 00	VANCE COUNTY TAXES	1,319,211.80	5,342.72	1,268,898.47		30,063.25	20,250.08
	* YEAR TOTAL	1,319,211.80	5,342.72	1,268,898.47		30,063.25 98.47	20,250.08
2014 00	VANCE COUNTY TAXES	3,592.87	879.64	3,264.22		83.85	244.80
	* YEAR TOTAL	3,592.87	879.64	3,264.22		83.85 93.19	244.80
2015 00	VANCE COUNTY TAXES	310.14	310.14	251.18			18.96
	* YEAR TOTAL	310.14	310.14	251.18			18.96
	** REV UNT TOT	16,843,524.08	27,106.51	16,280,857.46		340,975.45 98.65	221,691.17

DATE 8/31/23 206 REGISTERED VEHICLE
 TIME 17:44:27 REVENUE UNIT: ALL
 USER VNCARRLE

VANCE COUNTY
 LEVY COLLECTED REPORT
 AS OF RUN DATE

REVENUE UNIT/YEAR

PAGE 40
 PRGM# CL2217

YEAR	REVENUE UNIT CHARGE TYPE	(A) LEVY ORIG/DISC	DISC BILLS INCL IN (A)	(B) LEVY PAID/DSCNTS	DISCOUNTS INCL IN (B)	(C) NET ABATEMENTS	E-C/A COLL %	LEVY OUTSTANDING
2002	12 FIRE DISTRICT TAXES	727.43		385.85		341.58		
	* YEAR TOTAL	727.43		385.85		341.58	100.00	
2003	12 FIRE DISTRICT TAXES	1,378.08		786.42		591.66		
	* YEAR TOTAL	1,378.08		786.42		591.66	100.00	
2004	12 FIRE DISTRICT TAXES	1,770.44		1,170.00		600.44		
	* YEAR TOTAL	1,770.44		1,170.00		600.44	100.00	
2005	12 FIRE DISTRICT TAXES	5,276.33		4,705.66		1.32		569.35
	* YEAR TOTAL	5,276.33		4,705.66		1.32	89.21	569.35
2006	12 FIRE DISTRICT TAXES	40,840.25		40,320.35		7.62		512.28
	* YEAR TOTAL	40,840.25		40,320.35		7.62	98.75	512.28
2007	12 FIRE DISTRICT TAXES	63,154.07		62,596.92		46.40		510.75
	* YEAR TOTAL	63,154.07		62,596.92		46.40	99.20	510.75
2008	12 FIRE DISTRICT TAXES	56,307.26		55,858.59		16.43		432.24
	* YEAR TOTAL	56,307.26		55,858.59		16.43	99.24	432.24
2009	12 FIRE DISTRICT TAXES	48,832.57		48,183.31		41.41		607.85
	* YEAR TOTAL	48,832.57		48,183.31		41.41	98.76	607.85
2010	12 FIRE DISTRICT TAXES	42,756.54	102.48	41,571.90		262.08		522.56
	* YEAR TOTAL	42,756.54	102.48	41,571.90		262.08	98.78	522.56
2011	12 FIRE DISTRICT TAXES	53,858.96	284.46	52,397.02		969.55		492.39
	* YEAR TOTAL	53,858.96	284.46	52,397.02		969.55	99.09	492.39
2012	12 FIRE DISTRICT							

DATE 8/31/23 700 REGISTERED VEHICLE
 TIME 17:44:27 REVENUE UNIT: ALL
 USER VNCARRIE

VANCE COUNTY
 LEVY COLLECTED REPORT
 AS OF RUN DATE

REVENUE UNIT/YEAR

PAGE 41
 PROG# CL2237

YEAR	REVENUE UNIT CHARGE TYPE	(A) LEVY ORIG/DISC	DISC BILLS INCL IN (A)	(B) LEVY PAID/DSCNTS	DISCOUNTS INCL IN (B)	(C) NET RETRFMENTS COLL %	B-C/A	LEVY OUTSTANDING
	TAXES	67,638.35	174.38	65,644.45		1,251.99		741.91
	* YEAR TOTAL	67,638.35	174.38	65,644.45		1,251.99	98.91	741.91
2013	12 FIRE DISTRICT TAXES	48,243.68	202.41	46,624.63		942.67		676.38
	* YEAR TOTAL	48,243.68	202.41	46,624.63		942.67	98.60	676.38
2014	12 FIRE DISTRICT TAXES	112.52	43.70	100.53		4.29		7.70
	* YEAR TOTAL	112.52	43.70	100.53		4.29	93.16	7.70
2015	12 FIRE DISTRICT TAXES	.96	.96					.96
	* YEAR TOTAL	.96	.96					.96
	** REV UNT TOT	430,857.44	808.40	420,745.63		5,077.44	98.83	5,074.37
	*** GROUP TOTAL	21,536,372.01	33,374.46	20,754,073.48		473,638.42	98.57	308,660.11

DATE 8/31/23
 TIME 17:50:48
 USER VNCARRIE

CURR TAX YEAR: 2023

VANCE COUNTY
 TAX COLLECTIONS REPORT ALL RGCDs BY UNIT/YEAR
 DEPOSIT DATE RANGE 6/01/2023 THRU 8/31/2023
 YEAR RANGE 2000 THRU 2023

PAGE 1
 PRG# CL2223A

REVENUE UNIT: 00 VANCE COUNTY

YEAR	BEGINNING LEVY	ADDITIONS TO LEVY MTD	ADDITIONS YTD	DISCOUNTS AND RELEASES TO LEVY MTD	DISCOUNTS AND RELEASES YTD	ADJUSTED LEVY	COLLECTED MTD	COLLECTED YTD	ENDING BALANCE
2023	22,602,752.25	63,877.69	299,525.55	72,186.09	121,617.75	22,780,660.06	3,408,201.61	3,547,035.12	19,233,624.94
2022	637,260.17	51.01	1,987.50	172.46	1,774.90	637,472.77	62,791.30	106,763.79	530,708.98
2021	208,173.89	51.01	51.01	51.01	51.01	208,173.89	23,478.92	32,745.00	175,424.89
2020	112,283.62					112,283.62	4,250.48	6,810.59	105,473.03
2019	84,780.60					84,780.60	2,117.11	3,645.79	81,134.81
2018	61,461.67					61,461.67	1,320.43	2,210.52	59,251.15
2017	110,980.89					110,980.89	683.03	1,020.08	109,960.81
2016	117,616.70					117,616.70	475.58	475.58	117,141.12
2015	22,450.83					22,450.83	377.25	377.25	22,073.58
2014	35,734.34					35,734.34	180.49	180.49	35,553.85
2013	47,585.64					47,585.64	6.13	9.26	47,576.38
2012	42,230.56					42,230.56	17.52	60.98	42,169.58
2011	42,642.29					42,642.29			42,642.29
2010	35,620.56					35,620.56	4.28	4.28	35,616.28
2009	37,931.46					37,931.46			37,931.46
2008	35,866.14					35,866.14			35,866.14
2007	38,836.80					38,836.80			38,836.80
2006	40,262.61					40,262.61			40,262.61
2005	41,954.57					41,954.57			41,954.57
2004	937.40					937.40			937.40
2003	2,036.31					2,036.31			2,036.31
2002	390.90					390.90			390.90
2001	1,106.92					1,106.92			1,106.92
2000	690.63					690.63			690.63

DATE 8/31/23
 TIME 17:50:48
 USER VNCARRIE

VANCE COUNTY
 TAX COLLECTIONS REPORT ALL RGDS BY UNIT/YEAR
 DEPOSIT DATE RANGE 8/01/2023 THRU 8/31/2023
 YEAR RANGE 2000 THRU 2023

PAGE 9
 PRGM# CL2223A

CURR TAX YEAR: 2023

REVENUE UNIT: 12 FIRE DISTRICT

YEAR	BEGINNING LEVY	ADDITIONS TO LEVY MTD	ADDITIONS YTD	DISCOUNTS AND RELEASES TO LEVY MTD	DISCOUNTS AND RELEASES YTD	ADJUSTED LEVY	COLLECTED MTD	COLLECTED YTD	ENDING BALANCE
2023	1,526,309.45	4,895.12	23,194.58	5,445.41	8,521.85	1,540,982.18	234,696.37	244,151.77	1,296,830.41
2022	41,933.38		193.64	12.14	172.35	41,954.63	4,212.21	6,708.96	35,245.67
2021	14,182.71					14,182.71	1,574.04	2,073.41	12,109.30
2020	7,500.67					7,500.67	268.88	469.65	7,031.02
2019	4,895.97					4,895.97	160.21	247.68	4,648.29
2018	2,628.70					2,628.70	92.01	145.50	2,483.20
2017	5,072.92					5,072.92	31.73	48.85	5,024.87
2016	5,404.74					5,404.74	23.53	23.53	5,381.21
2015	586.16					586.16	19.05	19.05	667.11
2014	573.56					573.56	9.11	9.11	564.45
2013	1,151.59					1,151.59	.31	.31	1,151.28
2012	1,180.88					1,180.88		1.16	1,179.72
2011	864.85					864.85			864.85
2010	889.04					889.04			889.04
2009	948.52					948.52			948.52
2008	726.73					726.73			726.73
2007	782.53					782.53			782.53
2006	775.07					775.07			775.07
2005	872.42					872.42			872.42
2004	32.76					32.76			32.76
2003	68.02					68.02			68.02
2002									
2001									
TOTAL	1,617,480.67	4,895.12	23,388.22	5,457.55	8,694.24	1,632,174.65	241,087.45	253,898.18	1,378,275.47



VETERANS SERVICE OFFICE

300 S. GARNETT STREET
HENDERSON, NC 27536
OFFICE: (252) 438-4619
FAX: (252) 438-6076

2023 SEPTEMBER MONTHLY REPORT

Visits/Calls - 167	Male - 119	Meetings/Events - 2
Emails - 26	Female - 56	Out of County - 71
Intent to File - 2	Compensation/Pension - 56	Service Connected - 3
Claims Filed - 16	Other - 124	(received 10% - 100% this month)

09/01/23- The PACT Act went into effect a year ago, and it was the largest expansion of veterans benefits and assistance in decades. The Veterans Administration continued to work to sign people up as the first anniversary came up.

There is currently no deadline to apply, but anyone who filed a claim or signaled the “Intent to File” by August could collect retroactive payments to last year, with an approval of their claim.

Under the law, certain conditions and cancers are presumed to be linked to the burn pits that were used to dispose of trash and other possibly toxic materials. For those veterans who served during the Vietnam War, hypertension and other conditions were added to the list of health issues presumed to be caused by Agent Orange exposure, used by the U. S. military to clear vegetation.

According to statistics from August, there have been nearly 786,000 disability claims received by the VA under the PACT Act. Nearly 435,000 had been processed, and more than 348,000 approved. An estimated 111,000 veterans with toxic exposures have enrolled in VA health care since the enactment of the law.

According to the VA, more than \$1.85 billion in earned benefits has been delivered to veterans and their survivors, with 1.65 million total claims processed by that point in the fiscal year.

09/06/23- The American Legion Department of North Carolina is partnering with the Department of Veterans Affairs to sponsor the 6th Annual Veteran’s Experience Action Center (VEAC). This event will be held on October 19-21, 2023, at the National Guard Armory, 2414 Infantry Road, Wilmington, North Carolina, from 9am-3pm.



VETERANS SERVICE OFFICE

300 S. GARNETT STREET
HENDERSON, NC 27536
OFFICE: (252) 438-4619
FAX: (252) 438-6076

This is a great and unique opportunity for eligible veterans and their dependents to be assisted by a team that includes: Veteran's Organization Service Officers, Department of Veterans Affairs Benefit Officials and Healthcare Representatives. These representatives can help facilitate and expedite new or existing VA disability claims, appeals or other healthcare problems.

09/11/23- A veteran received an additional retroactive payment of \$29,612.00.

09/19/23- Veteran's Widow was awarded a monthly tax-free VA compensation payment of \$1894.58 starting September 2023 and received a retroactive payment of \$8279.26.

Miscellaneous

APPOINTMENTS

October 2, 2023

Vance County Appearance Commission – three year term

Reappoint Mary Anderson – appointed 10/1995
 Bernadette Jefferson – appointed 08/2012