

AGENDA
VANCE COUNTY BOARD OF COMMISSIONERS
December 4, 2023

Invocation

Rev. Joseph Ratliff, Shiloh Baptist Church

1. **Reorganization of Board**
 - Election of Chair
 - Election of Vice-Chair

2. **Adopt Schedule of Holidays (see attached)**

3. **Approval of Board of Commissioners' Meeting Schedule (see attached)**

4. **Public Comments (for those registered to speak by 5:45 p.m. - speakers are limited to five minutes)**

5. **Appointment 6:15 p.m. Frankie Nobles, Employee Engagement Team**
Employee of the Month Recognition

6. **Water District Board**
 - a. **Staff Report**
 - Water Shortage Response Plan Resolution
 - b. **Monthly Operations Report**

7. **County Manager's Report**
 - a. **Schedule Annual Planning Retreat**
 - b. **Fire Department Capital Request**
 - c. **Department Head Hire Request**

8. **Finance Director's Report**
 - a. **Surplus Property**
 - b. **Industrial Park Roadway and Sewer Improvements Award of Bid**

9. **Consent Agenda Items**
 - a. **Tax Refunds and Releases**
 - b. **Monthly Reports**
 - c. **Minutes**

10. **Miscellaneous**
 - a. **Appointments**

County of Vance 2024 Holiday Schedule

Holiday	Observance Date	Day of Week
New Year's Day	January 1, 2024	Monday
Martin Luther King, Jr. Birthday	January 15, 2024	Monday
Good Friday	March 29, 2024	Friday
Memorial Day	May 27, 2024	Monday
Juneteenth	June 19, 2024	Wednesday
Independence Day	July 4, 2024	Thursday
Labor Day	September 2, 2024	Monday
Veterans Day	November 11, 2024	Monday
Thanksgiving	November 28 & 29, 2024	Thursday, Friday
Christmas	December 24, 25 & 26, 2024	Tuesday, Wednesday, Thursday

**Board of Commissioners
2024 Meeting Schedule
Commissioners' Meeting Room
122 Young Street, Henderson, NC**

Regular Meetings – 6:00 p.m.	Work Sessions – 4:00 p.m.
Monday, January 8	Planning Retreat – date tbd
Monday, February 5	Monday, February 19
Monday, March 4	Monday, March 18
Monday, April 1	Monday, April 15
Monday, May 6	Budget Work Sessions – dates tbd
Monday, June 3	---
Monday, July 1	---
Monday, August 5	Monday, August 19
Tuesday, September 3	Monday, September 16
Monday, October 7	Monday, October 21
Monday, November 4	Monday, November 18
Monday, December 2	---

AGENDA APPOINTMENT FORM
December 4, 2023

Name: Frankie Nobles, Chair

Name of Organization: Vance County Employee Engagement Team

Purpose of Appearance: Recognition of Employee of the Month

Water District Board

Vance County
Water Board Report
December 4, 2023

Staff Report

Water Shortage Response Plan. The county water system's water shortage response plan (WSRP) was recently reviewed and given preliminary approval by the NC Department of Environmental Quality's Division of Water Resources. In accordance with NCGS 143-355(l), it is necessary for the water district board to adopt the plan by resolution prior to receiving final approval from NCDEQ. Once approved, statutes require the plan to be updated at least once every five years or as requested by the state. ***Recommendation: Adopt resolution approving the Water Shortage Response Plan for the Vance County Water District.***

RESOLUTION

by the

Vance County Water District Board *Approving Water Shortage Response Plan*

WHEREAS, North Carolina General Statute 143-355(l) requires that each unit of local government that provides public water service or that plans to provide public water service and each large community water system shall, either individually or together with other units of local government and large community water systems, prepare and submit a Water Shortage Response Plan; and

WHEREAS, as required by the statute and in the interests of sound local planning, a Water Shortage Response Plan for the Vance County Water District has been developed and submitted to the Vance County Water District Board for approval; and

WHEREAS, the Vance County Water District finds that the Water Shortage Response Plan is in accordance with the provisions of North Carolina General Statute 143-355 (l) and that it will provide appropriate guidance for the future management of water supplies for the Vance County Water District as well as useful information to the Department of Environmental Quality for the development of a state water supply plan as required by statute.

NOW, THEREFORE BE IT RESOLVED, by the Vance County Water District Board of the Vance County Water District, that the Water Shortage Response Plan entitled Vance County Water District Water Shortage Response Plan, dated 2023, is hereby approved and shall be submitted to the Department of Environmental Quality, Division of Water Resources; and

BE IT FURTHER RESOLVED, that the Vance County Water District Board intends that this plan shall be revised to reflect changes in relevant data and projections at least once every five years or as otherwise requested by the Department, in accordance with the statute and sound planning practice.

This, the 4th day of December, 2023.

Chair, Vance County Board of Commissioners

ROY COOPER
Governor

ELIZABETH S. BISER
Secretary

RICHARD E. ROGERS, JR.
Director



NORTH CAROLINA
Environmental Quality

NOV 27 2023

November 13, 2023

Scott Elliot, County Manager
Vance County Water District
122 Young Street, Suite B
Henderson, NC 27536

Subject: WSRP Meets Minimum Criteria
Vance County Water District
PWSID#: 40-91-008
Vance County

Dear Scott Elliot,

This letter is to notify you that our staff has reviewed the information contained in the Water Shortage Response Plan (WSRP) update submitted by your office. Since all the required information is complete, the WSRP for the Vance County Water District water system hereby meets the minimum criteria established in North Carolina General Statute 143-355.2 (a) and 15A NCAC 02E. 0607.

The Water Shortage Response Plan must next be adopted by your water system's governing board; a model WSRP resolution is available online on the right side of the Local Water Supply Plan page at: <https://www.ncwater.org/WUDC/app/LWSP/learn.php>. Once adopted, a copy of the signed resolution must be submitted to Linwood Peele, Water Supply Planning Branch Supervisor, at the address printed at the bottom of this letter or by e-mail to the review engineer shown below. Please note, the WSRP cannot be considered compliant with the requirements of NCGS 143-355(l) until an adopted resolution is received by the Division.

Please be advised that the review process for Water Shortage Response Plans is separate from the review process for your Local Water Supply Plan (LWSP). If you have submitted your LWSP but haven't already been contacted by the Division, you will receive notification as soon as the review of your LWSP is complete.

Thank you very much for your efforts to provide your customers with a safe and reliable supply of drinking water. We look forward to continuing to work with you in these efforts. Please contact your review engineer, Klaus Albertin, at klaus.albertin@deq.nc.gov or 919-707-9035, or Linwood Peele at linwood.peele@deq.nc.gov or (919) 707-9024, if we can be of further assistance.

Sincerely,

Karen Higgins, Planning Section Chief
Division of Water Resources, NCDEQ



North Carolina Department of Environmental Quality | Division of Water Resources
512 North Salisbury Street | 1611 Mail Service Center | Raleigh, North Carolina 27699-1611
919.707.9000

Vance County Water District
Rules and Regulations

WATER RULE 9

**SHORTAGE OF WATER SUPPLY AND
INTERRUPTION OF DELIVERY**

A. INTERRUPTION OF DELIVERY

The Utility shall exercise reasonable diligence and care to furnish and deliver a continuous and sufficient supply of water to all Customers and to avoid any shortage or interruption of service. The Utility shall not be liable for interruptions, shortage or insufficiency of supply, or any loss or damage occasioned thereby.

B. TEMPORARY SUSPENSION OF WATER SERVICE

The Utility reserves the right to temporarily suspend the delivery of water whenever it may be necessary for the purpose of making repairs or improvements to its system. The making of such repairs or improvements will be constructed as rapidly as is feasible and, whenever possible, at such times as shall cause the least inconvenience to the Customers. In all cases of such interruptions of water service, the Utility shall make a reasonable attempt to give advance notice to the Customers who may be affected.

C. SHORTAGE OF WATER SUPPLY

The Vance County Water District is provided water solely by purchase from Kerr Lake RWS through the City of Henderson's Distribution system. In as much, the Vance County Water District shall enact the following water shortage response provisions whenever the Kerr Lake RWS declares a water shortage. Therefore, the most recently adopted version of the City of the Henderson's WATER SHORTAGE RESPONSE PLAN – Chapter 15B of the City Code is hereby incorporated into these rules by reference.

In accordance with and notwithstanding the provisions of the Water Shortage Response Plan, any actual or threatened shortage of water supply, and during the period of such shortage, the Utility shall apportion the available supply of water among its Customers in the most equitable manner possible to continue service fairly and without discrimination, except that preference shall be given to such service as is essential to the public interest and to the preservation of life and health.

If an actual or threatened water shortage occurs, the first priority will be to eliminate a life-threatening situation. In this case, the Utility will utilize its resources and first responder to the life-threatening situation before addressing situations of lower priority. Service Restoration Priority will be assessed in accordance with the Utilities Priority procedures. A typical restoration priority order follows:

1. Hospital Facilities
2. Police and Fire Rescue Facilities
3. County Emergency Operation and Administration Facilities
4. Other Medical Facilities
5. Schools
6. Child Care Centers

Vance County Water District
Rules and Regulations

7. Businesses
 8. Residential
 9. Clubs
 10. Parks
- D.** Customers shall not be entitled to any pro-ration, reduction or other adjustment to their monthly bill for any temporary restriction, limitation, reduction or termination of service.

Vance County Water District
Operations Report
October 2023

=	Operation Highlights	Fiscal Year-to-Date	October 2023
Work Order Completions:			
	Discolored Water / Air in Line	7	1
	Install Meter	46	5
	Replace Meter / ERT	19	0
	Repaired ERTs	1	25
	Remove Meter	1	0
	Locate Line/Main	644	91
	Odor in Water / Chlorine Check	2	2
	Check for Usage / Leaks	295	13
	Replace Meter Lid / Box	30	0
	Low Pressure / No Water	4	0
	Water Main/Service Line Break	5	0
	Distribute Boil Water Notices	0	0
	Distribute Rescind Notices	0	0
	Move In / Move Out	143	28
	Kittrell/Vance Water Tower Response	1	0
	Repair Water Main / Water Service	23	2
	Actual Shut Offs	330	51
	Restores	260	34
	Cross Connection Checks	7	0
	Installed Taps	52	1
	Hydrant / Site Care / Mowing	7	0
	Delivered Return Mail	0	0
	Water Tap Requests / Checks	13	2
	Recheck	121	10
	Meter Lock	0	2
	Corrective Maintenance	11	4
	Pothole/Road Repair- PW	0	2
	Meter Read	930	102
	Install ERT	1	0
	Meter Locate	20	0
Satellite Office Activity:			
	Information Requests	37	4
	Bill Pays	3127	389
	Applications Received	108	15

Billing Summaries:	Active Customers	Metered Services	Gallons Billed	Average Usage	
July Billing 07/01/2023-07/31/2023	1861	1470	5,054,502	3,745	@0.01033 = \$38.69 + \$30 base = \$68.69
August Billing 08/01/2023-08/31/2023	1886	1488	5,233,956	3,518	@.01033 = \$36.34 + \$30 base = \$66.34
September Billing 09/01/2023-09/30-2023	1867	1472	5,603,698	3,807	@.01033 = 39.33 + \$30 base - \$69.33
October Billing 10/01/2023-10/31/2023	1870	1482	4,617,483	3,116	@.01033= 32.19 + \$30 base = \$62.19

The above numbers include all three systems.

Water System Overview:

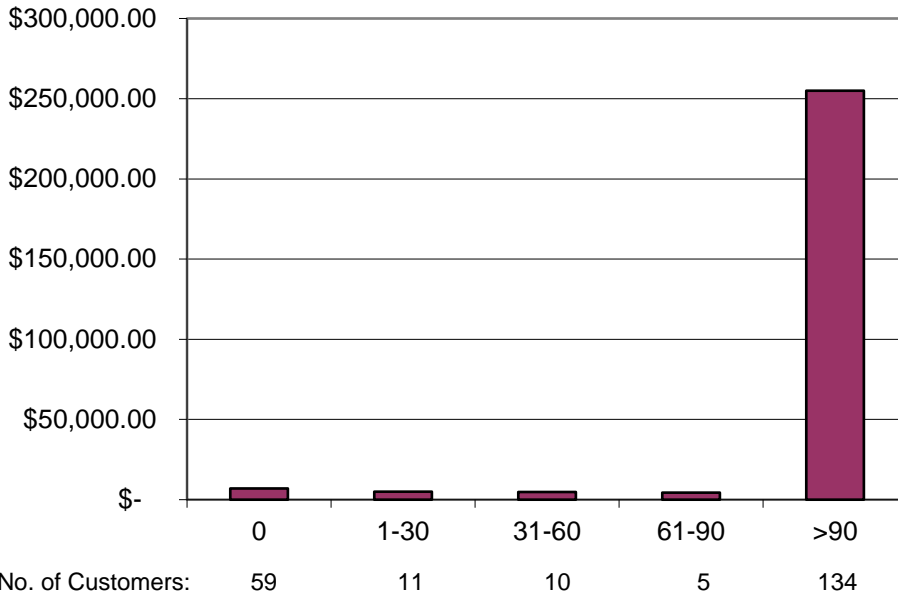
The current residential customer count is as follows:

- Phase 1 – 814 total customers; 204 availability accounts and 610 metered accounts.
- Phase 2 – 696 total customers; 184 availability accounts and 512 metered accounts.
- Kittrell – 360 total customers; 0 availability and 360 metered accounts.

There is a total of 1870 VCWD customers committed to the system with 1482 metered customers.

Vance County Water District
 Operations Report
 October 2023

Availability Aging Report for VANCE COUNTY

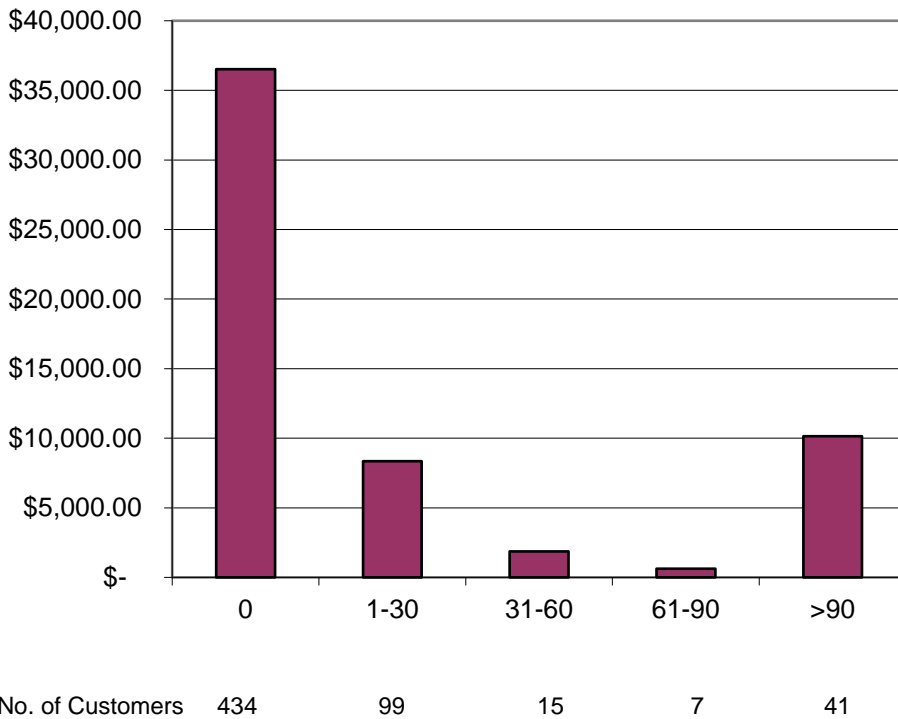


**Vance County
 Availability Accounts AR***

Age	Current Month
0	\$6,893.17
1-30	\$5,072.37
31-60	\$4,702.27
61-90	\$4,329.20
>90	\$254,999.48

Total Availability AR to Date:
 \$275,996.49

Metered Aging Report for VANCE COUNTY



**Vance County
 Metered Accounts AR***

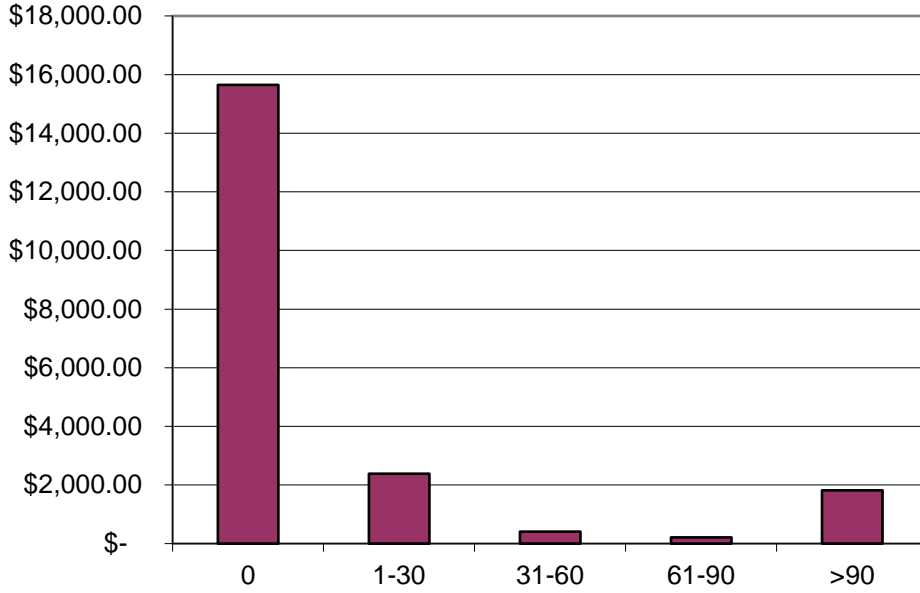
Age	Current Month
0	\$36,512.45
1-30	\$8,356.31
31-60	\$1,871.04
61-90	\$611.92
>90	\$10,154.27

Total Metered AR to Date:
 \$57,505.99

* Information as of October 31, 2023

Vance County Water District
 Operations Report
 October 2023

Metered Aging Report for KITTRELL-VANCE



**Kittrell
 Metered Accounts AR***

Age	Current Month
0	\$ 15,643.70
1-30	\$ 2,389.41
31-60	\$ 404.41
61-90	\$ 207.02
>90	\$ 1,820.34

Total Metered AR to Date:
 \$18,313.80

No. of Customers: 163 31 3 3 14

* Information as of October 31, 2023

Account Id	Account Description	Budget (\$)	Current Period		Balance	% Used
			10.1.23-10.31.23	YTD		
16-329-432900	INVESTMENT EARNINGS	15,000.00	0	12,395.65	-2,604.35	82.6400
16-367-436701	WATER LINE REIMB-CITY	16,504.00	0	0	-16,504.00	0.0000
16-375-437500	METERED WATER SALES	1,100,000.00	98,946.68	379,597.73	-720,402.27	34.5100
16-375-437501	NON-METERED WATER REVENUE	100,000.00	7,909.33	32,384.58	-67,615.42	32.3800
16-375-437502	WATER - DEBT SETOFF REVENUE	5,000.00	0	0	-5,000.00	0.0000
16-376-437005	MISCELLANEOUS REVENUES	3,500.00	544.00	916.00	-2,584.00	26.1700
16-376-437505	CONNECTION FEES	20,000.00	4,230.00	16,280.00	-3,720.00	81.4000
16-376-437506	RECONNECT FEES	6,000.00	904.21	3,676.30	-2,323.70	61.2700
16-376-437507	NSF CHECK FEES	-800.00	-96.60	-416.36	383.64	0.0000
16-376-437508	LATE PAYMENT FEES	18,500.00	1,553.09	5,959.13	-12,540.87	32.2100
16-397-439710	TRANSFER FROM GENERAL FUND	29,312.00	0	0	-29,312.00	0.0000
WATER DISTRICT FUND Revenue Totals		1,313,016.00	113,990.71	450,793.03	-862,222.97	

Account Id	Account Description	Budget (\$)	Current Period		Balance	% Used
			10.1.23-10.31.23	YTD		
16-660-500621	BOND PRINCIPAL - WATER	228,688.00	0	0	228,688.00	0.0000
16-660-500622	BOND INTEREST - WATER	315,940.00	0	0	315,940.00	0.0000
16-665-000000	Control Account	0	0	0	0	0
16-665-500011	TELEPHONE & POSTAGE	2,200.00	164.82	637.21	1,562.79	28.9600
16-665-500013	UTILITIES	4,900.00	359.86	1,399.15	3,500.85	28.5500
16-665-500026	ADVERTISING	1,200.00	0	0	1,200.00	0.0000
16-665-500033	DEPARTMENTAL SUPPLIES	55,000.00	1,326.25	10,108.48	44,891.52	18.3800
16-665-500044	SPECIAL CONTRACTED SERVICES	0.00	35.49	141.96	-141.96	0
16-665-500045	CONTRACTED SERVICES	280,000.00	22,341.58	98,201.58	181,798.42	35.0700
16-665-500054	INSURANCE & BONDS	3,182.00	0	3,019.90	162.10	94.9100
16-665-500079	PURCHASED WATER	270,000.00	14,649.71	71,152.95	198,847.05	26.3500
16-665-500088	BANK SERVICE CHARGES	2,500.00	72.92	458.73	2,041.27	18.3500
16-665-500283	DEBT SERVICE RESERVE	55,130.00	0	0	55,130.00	0.0000
16-665-500286	SYSTEM MAINTENANCE	68,000.00	18,749.99	18,749.99	49,250.01	27.5700
16-665-500347	PERMITS	2,700.00	0	0	2,700.00	0.0000
16-665-500390	DEPRECIATION EXPENSE	23,576.00	0	0	23,576.00	0.0000
WATER DISTRICT FUND Expenditure Totals		1,313,016.00	57,700.62	203,869.95	1,109,146.05	

Revenue - Expenses = \$ 56,290.09 \$ 246,923.08

*County Manager's
Report*

Vance County
County Manager's Report to the Board
December 4, 2023

- A. Schedule Annual Planning Retreat.** January is quickly approaching and the Board of County Commissioners' retreat will be scheduled for one day and will include a financial and budget outlook, review of proposed CIP projects for the upcoming fiscal year, discussion on prioritization of current projects, and other items that are pending as of right now. Potential dates are January 24 or 25. *Recommendation: Consider and approve one of the above dates after discussion and consensus amongst the board.*
- B. Fire Department Capital Request.** The board froze all Fire Department capital expenditures with the approval of the FY23-24 budget due to the pending Fire Study. Fire Chief Chris Wright is requesting to purchase PPE for his staff for several reasons that are related to safety. The current PPE has several years of wear and tear and poses a safety risk to staff. *Recommendation: Approve the purchase of PPE capital items as requested by the Fire Chief.*
- C. Department Head Hire Request.** Interviews are complete for the Animal Control Manager Department Head position. *Recommendation: Approve the selection of the County Manager's recommended Animal Control Manager.*

*Finance Director's
Report*

Vance County
Finance Director's Report to the Board
December 4, 2023

- A. Surplus Property.** The tax department has a 2011 Crown Vic that was used as the tax assessor vehicle that kept breaking down and we were continually putting money into it. The vehicle is not in good enough shape to re-purpose to another department. *Recommendation: Approve the property presented as surplus and authorize the Finance Director to dispose of said property accordingly as allowed by state statute.*
- B. HVIP-Roadway and Sewer Improvements.** On October 24, 2023 Triangle Grading and Paving, Inc. was the low bidder on the Henderson-Vance Industrial Park Roadway and Sewer Improvements project. On November 6, the board approved the amendment to fulfill the EDA grant requirements. Triangle Grading and Paving, Inc. has met all bond and insurance requirements set forth. *Recommendation: Award the bid to Triangle Grading & Paving, Inc. for the Henderson-Vance Industrial Park Roadway and Sewer Improvements project and authorize the County Manager and Finance Director to sign all appropriate papers.*

NOTICE OF AWARD

Date of Issuance:

Owner:	Vance County	Owner's Contract No.:	N/A
Engineer:	LKC Engineering, PLLC	Engineer's Project No.:	VaCo-18.01
Project:	Industrial Park Expansion	Contract Name:	N/A
Bidder:	Triangle Grading and Paving, Inc.		
Bidder's Address:	PO Drawer 2570 Burlington, NC 27215		

TO BIDDER:

You are notified that Owner has accepted your Bid dated **10/24/23** for the above Contract, and that you are the Successful Bidder and are awarded a Contract for: **Henderson-Vance Industrial Park, Phase III – Roadway and Sewer Improvements (EDA Investment No. 04-01-07694)**.

The Contract Price of the awarded Contract is: **\$ 1,149,390.50**

FIVE unexecuted counterparts of the Agreement accompany this Notice of Award, and one copy of the Contract Documents accompanies this Notice of Award or has been transmitted or made available to Bidder electronically.

a set of the Drawings will be delivered separately from the other Contract Documents.

You must comply with the following conditions precedent within 15 days of the date of receipt of this Notice of Award:

- 1. Deliver to Owner **5** counterparts of the Agreement, fully executed by Bidder.
- 2. Deliver with the executed Agreement(s) the Contract security *[e.g., performance and payment bonds]* and insurance documentation as specified in the Instructions to Bidders and General Conditions, Articles 2 and 6.
- 3. Other conditions precedent (if any):

Failure to comply with these conditions within the time specified will entitle Owner to consider you in default, annul this Notice of Award, and declare your Bid security forfeited.

Within ten days after you comply with the above conditions, Owner will return to you one fully executed counterpart of the Agreement, together with any additional copies of the Contract Documents as indicated in Paragraph 2.02 of the General Conditions.

Owner: **Vance County**

Authorized Signature

By: **C. Renee Perry**
Title: **County Manager**

Copy: Engineer

Consent Agenda Items

Tax Refunds and Releases
Minutes

Monthly Reports
911 Emergency Operations
Administrative Ambulance Charge-Offs
Cooperative Extension
EMS
Human Resources
Information Technology
Parks and Recreation
Planning and Development
Tax Office
Veterans Service

TAX OFFICE REFUND AND RELEASE REPORT FOR OCTOBER 2023

TAXPAYER NAME	TAX YR	REAL	PERSONAL	SOLID WASTE FEE	REASON
ALESSI JENNIFER LASSITER	2023	353.96	0	0	CORRECT VALUE
ATKINSON SAMUEL EDGAR III	2023	0	52.51	0	REAL PROP - BILL
BROWN TAMIKO N	2023	477.25	0	120	REMOVE SOLID WAS
BROWN TAMIKO N	2023	477.25	0	0	PERS PROP BILLED
DEACON HOMES LLC	2023	0	0	120	REMOVE SOLID WAS
DURHAM HAROLD ALLEN	2023	410.00	0	0	CORRECT/GRANT EX
EDWARDS BILLY C	2023	0	0	120	REMOVE SOLID WAS
FASTENAL COMPANY	2023	0	61.59	0	PERS PROP BILLED
FASTENAL COMPANY	2023	0	1493.82	0	PERS PROP BILLED
FASTENAL COMPANY	2023	0	149.73	0	PERS PROP BILLED
FASTENAL COMPANY	2023	0	57.46	0	PERS PROP BILLED
FASTENAL COMPANY	2023	0	0.96	0	PERS PROP BILLED
FASTENAL COMPANY	2023	0	2.96	0	PERS PROP BILLED
FASTENAL COMPANY	2023	0	10.82	0	PERS PROP BILLED
FIRST-CITIZENS BANK & TRUST	2023	0	2858.39	0	PERS PROP BILLED
FOWLER CATHERINE W DECEASED	2023	0	0	240	REMOVE SOLID WAS
HEALTHCARE BILLING SOLUTIONS	2023	0	1498.37	0	CORRECT VALUE
HEALTHCARE BILLING SOLUTIONS	2023	0	31.63	0	REAL PROP - BILL
MAJESTIC OAKS PROPERTIES LLC	2023	0	0	120	REMOVE SOLID WAS
NPRTO SOUTH EAST LLC FKA	2023	0	13.44	0	REMOVE LATE LIST
NPRTO SOUTH EAST LLC FKA	2023	0	66.05	0	REMOVE LATE LIST
NPRTO SOUTH EAST LLC FKA	2023	0	2.15	0	REMOVE LATE LIST
NPRTO SOUTH EAST LLC FKA	2023	0	15.33	0	REMOVE LATE LIST
NPRTO SOUTH EAST LLC FKA	2023	0	0.90	0	REMOVE LATE LIST
ROBINSON JAMES STEPHEN	2023	0	169.07	0	PERS PROP BILLED
SANTIAGO IRIS MERCEDES	2023	0	0	0	ADD SOLID WASTE
SSF SOLAR TRUST	2023	0	1762.46	0	REMOVE LATE LIST
SSF SOLAR TRUST	2023	0	52.01	0	REMOVE LATE LIST
ST WOOTEN CORPORATION	2023	0	199.59	0	CORRECT VALUE
ST WOOTEN CORPORATION	2023	0	10.28	0	REMOVE LATE LIST
ST WOOTEN CORPORATION	2023	0	0.68	0	CORRECT VALUE
ST WOOTEN CORPORATION	2023	0	4.50	0	REMOVE LATE LIST
ST WOOTEN CORPORATION	2023	0	0.10	0	REMOVE LATE LIST
ST WOOTEN CORPORATION	2023	0	199.59	0	CORRECT VALUE
WALKER DAVID LEE	2023	7.35	0	0	CORRECT/GRANT EX
WRIGHT DANNY W CPA	2023	0	0.91	0	PERS PROP BILLED
WRIGHT DANNY W CPA	2023	0	21.36	0	PERS PROP BILLED
WRIGHT DANNY W CPA	2023	0	3.81	0	PERS PROP BILLED
WRIGHT DANNY W CPA	2023	0	1.80	0	PERS PROP BILLED
TOTAL		1725.81	8742.27		
GRAND TOTAL	10468.08				

HENDERSON-VANCE COUNTY 911

NUMBER OF CALLS REPORT BY COMPLAINT (ALL UNITS)

TOTAL


6,764

TIME PERIOD:11/01/2023 00:00:00 Through 11/27/2023 23:59:59

DEPARTMENT	COMMENT	TOTAL	COUNTY	CITY	STATE	OTHER
911 GENERAL CLEAR	Other Dispatch	138				138
AFTON VOLUNTEER FIRE DEPARTMENT	County VFD Dispatch	1	1			
AMERICAN RED CROSS	Other Dispatch	0				0
BEARPOND VOLUNTEER FIRE DEPARTMENT	County VFD Dispatch	44	44			
BERTIE AMUBLANCE SERVICE	City & County Dispatch	0				0
CAROLINA AIR CARE	Other Dispatch	0				0
CASWELL COUNTY EMS	Out of County Mutual Aid	0				0
COKEBURY VOLUNTEER FIRE DEPARTMENT	County VFD Dispatch	25	25			
CSX RAILROAD	Other Dispatch	0				0
DREWRY VOLUNTEER FIRE DEPARTMENT	County VFD Dispatch	16	16			
DUKE LIFE FLIGHT	Other Dispatch	7				7
CENTURYLINK	Other Dispatch	0				0
DUKE ENERGY	Other Dispatch	6				6
EPSOM VOLUNTEER FIRE DEPARTMENT	County VFD Dispatch	19	19			
FRANKLIN COUNTY EMS	Out of County Mutual Aid	0				0
GRANVILLE COUNTY EMS	Out of County Mutual Aid	3				3
HENDERSON FIRE DEPARTMENT	City Dispatch	289		289		
HENDERSON POLICE DEPARTMENT	City Dispatch	2537		2537		
HENDERSON STREET DEPT	City Dispatch	4		4		
HENDERSON WATER DEPARTMENT	City Dispatch	19		19		
HICKSBORO VOLUNTEER FIRE DEPARTMENT	County VFD Dispatch	32	32			
KITRELL VOLUNTEER FIRE DEPARTMENT	County VFD Dispatch	36	36			
NORTH CAROLINA DEPT OF PARKS	State Dispatch	4			4	
NORTH CAROLINA DEPT OF TRANSPORTATION	State Dispatch	10			10	
NORTH CAROLINA DIVISION OF MOTOR VEHICLES	State Dispatch	0			0	
NORTH CAROLINA FORESTRY SERVICE	State Dispatch	16			16	
NORTH CAROLINA MEDICAL EXAMINER	State Dispatch	1			1	
NORTH CAROLINA PROBATION & PAROLE	State Dispatch	0			0	
NORTH CAROLINA STATE HIGHWAY PATROL	State Dispatch	83			83	
NORTH CENTRAL MEDICAL TRANSPORTS	City & County Dispatch	0	0			
NORTH CAROLINA WILDLIFE	State Dispatch	0			0	
PUBLIC SERVICE GAS	Other Dispatch	3				3
RIDGEWAY VOLUNTEER FIRE DEPARTMENT	County VFD Dispatch	1	1			
TOWNSVILLE VOLUNTEER FIRE DEPARTMENT	County VFD Dispatch	20	20			
UNC AIR CARE	Other Dispatch	1				1
VANCE COUNTY AMBULANCE SERVICE (EMS)	City & County Dispatch	629	347	282		
VANCE COUNTY ANIMAL CONTROL	County Dispatch	81	81			
VANCE CO DEPT OF SOCIAL SERVICES	County Dispatch	9	9			
VANCE COUNTY EMERGENCY MANAGEMENT	City & County Dispatch	1	1			
VANCE COUNTY FIRE DEPARTMENT	County Dispatch/FIRE	108	108			
VANCE COUNTY FIRE MARSHALL	County Dispatch/FIRE	6	6			
VANCE COUNTY MAGISTRATE OFFICE	Other Dispatch	7				7
VANCE COUNTY RESCUE SQUAD	County Dispatch	38	38			
VANCE COUNTY SHERIFF DEPARTMENT	County Dispatch	2543	2543			
WAKE ELECTRIC	County Dispatch	0	0			
WAKE COUNTY EMS	Out of County Mutual Aid	0				0
WARREN COUNTY EMS	Out of County Mutual Aid	1				1
WATKINS VOLUNTEER FIRE DEPARTMENT	County VFD Dispatch	28	28			
	TOTALS	6764	3353	3131	114	166

Signature: 

Prepared by: Vivian E Lassiter, Director

Signature: 

Reviewed by: William T. Fulcher Interim Operations Manager

11/28/2023

VANCE COUNTY E911
156 CHURCH ST STE 002 HENDERSON , NC 27536

CFS Time Summary By Department Type
11/01/2023 00:00 - 11/27/2023 23:59

Department	Total CFS	Avg Units	Min CFS	Max CFS	Avg CFS	Disp-Enr	Disp-Arr	Total Time
911 COMMUNICATIONS	138	1	00:00:03	06:50:06	00:15:40	00:00:00	00:13:03	36:04:05
DUKE LIFE FLIGHT	7	1	00:08:28	02:26:49	00:55:41	00:00:00	01:18:44	6:29:50
GRANVILLE COUNTY EMS	3	1	00:19:13	02:16:38	01:02:48	00:00:01	01:20:42	3:08:25
UNC AIR CARE	1	1	01:13:04	01:13:04	01:13:04	00:00:00	01:13:04	1:13:04
WARREN COUNTY EMS	1	1	00:01:39	00:01:39	00:01:39	00:00:00	00:43:33	0:01:39
Totals:	5	150						

EMS

Department	Total CFS	Avg Units	Min CFS	Max CFS	Avg CFS	Disp-Enr	Disp-Arr	Total Time
VANCE COUNTY EMS	629	2	00:00:05	02:02:45	00:39:16	00:00:51	00:10:59	411:43:09
Totals:	1	629						

FIR

Department	Total CFS	Avg Units	Min CFS	Max CFS	Avg CFS	Disp-Enr	Disp-Arr	Total Time
AFTON ELBERON FIRE DEPARTMENT	1	2	00:03:26	00:03:26	00:03:26	00:00:39	00:03:40	0:03:26
BEARPOND FIRE DEPARTMENT	44	2	00:00:06	01:35:14	00:18:40	00:01:36	00:27:29	13:41:43
COKESBURY FIRE DEPARTMENT	25	2	00:00:02	00:56:45	00:23:24	00:01:26	00:12:08	9:45:13
DREWRY FIRE DEPARTMENT	16	2	00:02:16	01:17:40	00:21:21	00:01:52	00:11:50	5:41:44
EPSOM FIRE DEPARTMENT	19	2	00:01:01	01:05:05	00:19:43	00:01:35	00:14:26	6:14:39
FORESTRY	16	1	00:04:37	03:00:14	00:44:44	00:01:22	00:25:58	11:55:53
HENDERSON FIRE DEPARTMENT	289	2	00:00:03	03:18:22	00:16:27	00:00:54	00:05:52	79:14:38
HICKSBORO FIRE DEPARTMENT	32	1	00:00:29	01:01:32	00:16:49	00:01:33	00:32:15	8:58:12
KITTRELL FIRE DEPARTMENT	36	2	00:00:06	01:30:17	00:23:44	00:01:05	00:06:56	14:14:56
RIDGEWAY FIRE DEPARTMENT	1	3	00:51:54	00:51:54	00:51:54	00:03:04	00:09:57	0:51:54
TOWNSVILLE FIRE DEPARTMENT	20	2	00:03:52	01:42:43	00:30:13	00:02:44	00:14:35	10:04:23
VANCE COUNTY FIRE DEPARTMENT	108	2	00:00:06	01:33:34	00:19:31	00:00:53	00:12:00	35:09:11
VANCE COUNTY FIRE MARSHAL	6	1	00:22:25	01:19:15	00:49:24	00:00:00	00:00:00	4:56:25
WATKINS FIRE DEPARTMENT	28	2	00:08:20	04:12:29	00:40:27	00:01:21	00:08:21	18:52:59
Totals:	14	641						

OTH

Department	Total CFS	Avg Units	Min CFS	Max CFS	Avg CFS	Disp-Enr	Disp-Arr	Total Time
------------	-----------	-----------	---------	---------	---------	----------	----------	------------

OTH

Department	Total CFS	Avg Units	Min CFS	Max CFS	Avg CFS	Disp-Enr	Disp-Arr	Total Time
DEPARTMENT OF TRANSPORTATION	10	1	00:00:05	00:38:46	00:10:49	00:00:00	00:06:21	1:48:11
DUKE POWER	6	1	00:26:15	01:35:56	00:59:55	00:00:00	01:15:18	5:59:35
HIGHWAY PATROL	83	1	00:00:04	02:50:11	00:38:44	00:00:00	00:38:44	53:35:57
KERR LAKE PARK RANGERS	4	1	00:01:55	01:37:09	00:28:00	00:00:00	00:28:01	1:52:03
MAGISTRATE	7	1	00:00:06	03:26:38	00:58:58	00:00:00	00:58:58	6:52:47
MEDICAL EXAMINER	1	1	01:36:35	01:36:35	01:36:35	00:00:00	01:36:35	1:36:35
PUBLIC SERVICE NATURAL GAS	3	1	00:13:17	00:22:56	00:18:21	00:00:00	00:16:00	0:55:04
STREET DEPARTMENT	4	1	00:00:14	01:34:26	00:32:42	00:00:00	00:32:42	2:10:51
VANCE CO EM	1	2	01:09:49	01:09:49	01:09:49	00:08:39	00:10:30	1:09:49
VANCE COUNTY ANIMAL CONTROL	81	1	00:00:04	04:47:16	00:32:07	00:00:35	00:23:09	43:22:14
VANCE COUNTY SOCIAL SERVICES	9	1	00:00:05	00:36:51	00:07:54	00:00:00	00:07:55	1:11:14
WATER DEPARTMENT	19	1	00:00:05	04:24:35	00:41:33	00:00:00	00:41:33	13:09:42
Totals:	12	228						

POL

Department	Total CFS	Avg Units	Min CFS	Max CFS	Avg CFS	Disp-Enr	Disp-Arr	Total Time
HENDERSON POLICE DEPARTMENT	2537	1	00:00:01	05:40:30	00:21:29	00:00:37	00:04:48	908:27:25
Totals:	1	2537						

RES

Department	Total CFS	Avg Units	Min CFS	Max CFS	Avg CFS	Disp-Enr	Disp-Arr	Total Time
VANCE COUNTY RESCUE SQUAD	36	2	00:02:12	01:15:40	00:21:49	00:02:18	00:29:59	13:05:33
Totals:	1	36						

SHE

Department	Total CFS	Avg Units	Min CFS	Max CFS	Avg CFS	Disp-Enr	Disp-Arr	Total Time
VANCE COUNTY SHERIFF'S OFFICE	2543	1	00:00:02	15:10:04	00:33:05	00:01:23	00:06:42	1402:37:15
Totals:	1	2543						

VANCE COUNTY E911
156 CHURCH ST STE 002 HENDERSON , NC 27536

CFS Time Summary By CallType
11/01/2023 00:00 - 11/27/2023 23:59

CallType	CFS Count	Minimum	Maximum	Average	Total Time	Percentage
	7	0:00:28	2:01:38	0:30:42	3:34:55	0.122
911 HANGUP	102	0:00:51	1:21:34	0:19:39	33:25:01	1.134
911 SYSTEM PROB	29	0:01:06	6:50:32	1:02:06	30:01:05	1.019
ABANDONED VEHICLE	12	0:02:01	0:51:20	0:17:01	3:24:18	0.116
ABDOMINAL PAIN/PROBLEMS	14	0:18:05	1:13:56	0:45:08	10:31:54	0.357
ALARM - RESIDENCE/BUSINESS	211	0:02:27	1:55:43	0:19:22	68:07:14	2.312
ALARM (FIRE RELATED)	41	0:03:13	0:57:15	0:15:55	10:52:35	0.369
ALLERGIES (REACTIONS/ENVENOMATIONS)	2	0:37:41	1:32:20	1:05:00	2:10:01	0.074
ANIMAL BITES/ATTACKS	3	0:27:08	0:39:25	0:31:24	1:34:13	0.053
ANIMAL COMPLAINT	68	0:01:44	4:53:27	0:38:13	43:19:13	1.47
ARMED ROBBERY	4	0:23:42	2:57:33	1:16:27	5:05:48	0.173
ARMED SUSPECT	6	0:18:48	2:14:03	1:12:12	7:13:12	0.245
ASSAULT	18	0:00:23	1:44:13	0:38:49	11:38:49	0.395
ASSAULT/SEXUAL ASSAULT/STUN GUN	5	0:00:37	0:46:05	0:23:03	1:55:19	0.065
ASSIST ANOTHER AGENCY	35	0:02:51	4:44:50	0:57:11	33:21:36	1.132
ASSIST MOTORIST	41	0:00:32	2:14:32	0:25:32	17:27:04	0.592
BACK PAIN(NON-TRAUMATIC/NON- RECENT TRAUMA)	6	0:31:35	1:00:29	0:41:13	4:07:20	0.14
BONDING	19	0:16:02	1:24:35	0:47:13	14:57:22	0.508
BONDSET	1	0:22:18	0:22:18	0:22:18	0:22:18	0.013
BREAKING/ENTERING MOTOR VEHICLE	23	0:01:07	2:03:02	0:39:59	15:19:37	0.52
BREATHING PROBLEMS	102	0:02:29	2:22:16	0:42:16	71:51:14	2.439
BURGLARY	18	0:12:19	4:09:36	1:02:18	18:41:24	0.634
BURNS (SCALDS)/EXPLOSION(BLAST)	3	0:03:33	0:30:22	0:12:36	0:37:48	0.021
CARDIAC/RESPIRATORY ARREST/DEATH	16	0:03:06	3:30:31	1:19:54	21:18:38	0.723
CARELESS/WRECKLESS DRIVER	29	0:01:53	0:46:02	0:17:57	8:40:50	0.295
CARJACKING	1	4:25:17	4:25:17	4:25:17	4:25:17	0.15
CHASE	5	0:07:36	5:40:14	2:37:23	13:06:55	0.445
CHEST PAINS/CHEST DISCOMFORT (NON-TRAUMATIC)	33	0:04:57	1:43:59	0:40:11	22:06:32	0.75

CallType	CFS Count	Minimum	Maximum	Average	Total Time	Percentage
CIVIL DISTURBANCE	63	0:01:24	1:22:12	0:28:39	30:05:50	1.021
CIVIL SUMMONS	184	0:00:13	1:01:44	0:08:05	24:48:50	0.842
COMMUNICATING THREATS/HARASSMENT	52	0:00:27	2:47:54	0:35:33	30:49:16	1.046
CONVULSIONS/SEIZURES	36	0:02:32	1:45:49	0:43:18	25:59:22	0.882
CRIMINAL SUMMONS	7	0:00:39	1:11:04	0:27:18	3:11:09	0.108
DIABETIC PROBLEMS	19	0:04:48	1:08:29	0:40:36	12:51:26	0.436
DIRECT TRAFFIC	3	0:06:27	1:53:11	0:44:34	2:13:42	0.076
DISORDERLY SUBJECT	62	0:06:16	5:10:32	0:35:53	37:05:10	1.259
DOMESTIC PROBLEMS	66	0:02:30	4:45:53	0:42:28	46:43:17	1.586
DOMESTIC PROBLEMS W/ WEAPONS	9	0:16:28	2:52:18	0:43:22	6:30:24	0.221
DOMESTIC VIOLENCE ORDER	39	0:00:56	1:04:25	0:16:55	10:59:45	0.373
DRUG/ALCOHOL COMPLAINT	10	0:06:38	1:59:40	0:36:44	6:07:28	0.208
DRUNK DRIVER	1	1:14:01	1:14:01	1:14:01	1:14:01	0.042
ELECTRICAL HAZARD	1	0:36:28	0:36:28	0:36:28	0:36:28	0.021
EMERGENCY TRANSPORT	3	0:02:30	1:29:36	0:51:33	2:34:41	0.087
ESCORT	105	0:00:42	6:06:35	0:46:03	80:35:31	2.735
EVICION	26	0:02:16	2:28:15	0:31:43	13:45:03	0.467
EYE PROBLEMS/INJURIES	1	0:33:11	0:33:11	0:33:11	0:33:11	0.019
FALLS	50	0:03:57	1:56:08	0:41:44	34:46:42	1.18
FD TONE TEST	32	0:00:28	0:06:29	0:02:05	1:06:57	0.038
FIGHT	7	0:06:09	0:46:12	0:24:14	2:49:42	0.096
FIGHT W/ WEAPONS	2	0:10:04	0:35:23	0:22:43	0:45:27	0.026
FIRE CALL PROQA LAUNCH	6	0:01:02	0:35:29	0:10:21	1:02:09	0.035
FOOT PATROL	38	0:02:05	1:19:45	0:18:05	11:27:28	0.389
FRAUD/IDENTITY THEFT	14	0:00:32	2:31:39	1:02:52	14:40:10	0.498
FUEL SPILL/FUEL ODOR	1	1:15:02	1:15:02	1:15:02	1:15:02	0.042
GAS LEAK/GAS ODOR	3	0:16:22	0:47:56	0:29:01	1:27:05	0.049
HEADACHE	5	0:04:20	0:40:57	0:32:14	2:41:12	0.091
HEART PROBLEMS/AICD	5	0:06:02	0:45:10	0:27:18	2:16:33	0.077
HEMORRHAGE/LACERATIONS	18	0:05:23	1:21:40	0:46:14	13:52:20	0.471
HOME INVASION	5	0:19:09	3:28:48	1:38:46	8:13:53	0.279
ILLEGAL DUMPING	16	0:01:07	1:25:08	0:36:03	9:36:53	0.326
IMPROPERLY PARKED VEHICLE	12	0:08:34	1:05:43	0:34:49	6:57:49	0.236

CallType	CFS Count	Minimum	Maximum	Average	Total Time	Percentage
INSPECTION	11	0:08:17	1:19:39	0:31:35	5:47:35	0.197
INTOXICATED PERSON	5	0:07:23	0:32:37	0:19:39	1:38:19	0.056
INVESTIGATION	412	0:00:31	4:38:48	0:33:28	229:51:17	7.801
JUVENILE COMPLAINT	14	0:06:32	1:33:07	0:38:39	9:01:13	0.306
JUVENILE SUMMONS	2	0:03:25	0:04:42	0:04:03	0:08:07	0.005
KIDNAPPING	1	1:11:16	1:11:16	1:11:16	1:11:16	0.04
LARCENY	74	0:00:22	2:22:34	0:40:00	49:20:00	1.674
LIVESTOCK IN ROADWAY	2	0:04:08	0:18:26	0:11:17	0:22:34	0.013
LOST PROPERTY	6	0:00:58	0:40:20	0:22:40	2:16:04	0.077
LOUD MUSIC	27	0:02:27	0:53:57	0:21:26	9:38:50	0.327
LOUD NOISE	16	0:08:36	0:55:56	0:21:12	5:39:17	0.192
MEDICAL CALL PROQA LAUNCH	15	0:01:27	1:04:20	0:20:55	5:13:47	0.177
MENTAL SUBJECT	93	0:02:26	13:07:00	2:16:14	211:10:22	7.167
MISSING PERSON	11	0:12:52	4:07:39	1:20:05	14:40:57	0.498
MOTOR VEHICLE COLLISION - PD	114	0:00:48	3:27:07	0:40:40	77:16:57	2.623
MOTOR VEHICLE COLLISION - PI	45	0:01:25	3:24:25	0:52:10	39:07:31	1.328
MUTUAL AID / ASSIST OUTSIDE AGENCY	2	1:03:43	3:22:21	2:13:02	4:26:04	0.15
ODOR (STRANGE / UNKNOWN)	2	0:14:28	0:32:59	0:23:43	0:47:27	0.027
OPEN DOOR	2	0:21:59	0:38:25	0:30:12	1:00:24	0.034
OUTSIDE FIRE	22	0:05:18	1:09:45	0:28:16	10:22:06	0.352
OVERDOSE / POISONING	8	0:16:36	1:11:49	0:32:11	4:17:31	0.146
PREGNANCY / CHILDBIRTH / MISCARRIAGE	6	0:12:05	0:55:13	0:42:05	4:12:30	0.143
PROPERTY CHECK	1712	0:00:00	4:03:46	0:18:05	516:21:19	17.524
PROPERTY DAMAGE	41	0:00:44	2:17:23	0:34:23	23:29:55	0.798
PSYCHIATRIC / ABNORMAL BEHAVIOR / SUICIDE ATTEMPT	1	0:39:38	0:39:38	0:39:38	0:39:38	0.022
RECOVERED / FOUND PROPERTY	7	0:00:14	1:27:33	0:30:32	3:33:45	0.121
REPO	21	0:01:24	0:20:25	0:03:48	1:20:08	0.045
ROBBERY	3	0:25:05	1:03:19	0:38:55	1:56:45	0.066
SERVICE CALL	28	0:01:54	1:23:27	0:19:08	8:55:58	0.303
SHOPLIFTER	7	0:05:09	1:38:43	0:29:45	3:28:16	0.118
SHOTS FIRED	62	0:00:34	2:48:44	0:30:36	31:38:11	1.074
SHOW CAUSE	60	0:02:25	0:31:38	0:09:08	9:08:34	0.31
SICK PERSON	119	0:13:56	1:46:50	0:49:23	97:56:45	3.324

CallType	CFS Count	Minimum	Maximum	Average	Total Time	Percentage
SMOKE INVESTIGATION (OUTSIDE)	4	0:19:56	0:23:13	0:21:36	1:26:25	0.049
SPECIAL ASSIGNMENT	18	3:58:35	15:10:13	7:16:19	130:53:50	4.442
STAB / GUNSHOT / PENETRATING TRAUMA	9	0:08:11	9:37:03	2:10:16	19:32:25	0.663
STOLEN VEHICLE	22	0:09:37	1:23:01	0:34:51	12:46:55	0.434
STROKE / TIA	13	0:03:24	1:16:45	0:50:18	10:53:58	0.37
STRUCTURE FIRE	11	0:04:50	3:20:09	1:04:48	11:52:49	0.403
SUBPOENA	24	0:00:06	1:10:16	0:13:21	5:20:32	0.181
SURRENDER	2	0:28:14	1:22:11	0:55:12	1:50:25	0.062
SUSPICIOUS SUBJECT	59	0:01:33	2:33:57	0:25:38	25:12:28	0.856
SUSPICIOUS VEHICLE	59	0:00:23	2:56:16	0:17:53	17:35:33	0.597
TALK TO OFFICER / DEPUTY	181	0:02:19	1:48:59	0:27:50	83:59:45	2.851
TEST	18	0:00:43	2:00:58	0:11:43	3:31:01	0.119
TRAFFIC STOP	363	0:00:39	3:05:10	0:10:24	62:58:10	2.137
TRANSPORT	3	0:24:44	6:38:16	4:02:18	12:06:55	0.411
TRAUMATIC INJURY/INJURIES	6	0:54:36	4:36:35	1:51:04	11:06:26	0.377
TREE DOWN	1	0:14:09	0:14:09	0:14:09	0:14:09	0.008
TRESPASSING / LOITERING	84	0:05:09	1:28:41	0:26:23	36:56:29	1.254
UNAUTHORIZED USE OF A VEHICLE	9	0:14:42	0:59:05	0:32:21	4:51:15	0.165
UNCONCIOUS / FAINTING (NEAR)	42	0:09:39	1:56:14	0:52:07	36:29:31	1.238
UNKNOWN PROBLEM (PERSON) DOWN	28	0:05:51	2:40:39	0:26:03	12:09:36	0.413
VEGETATION/WILDLAND/BRUSH/GR ASS FIRE	6	0:12:11	1:57:49	0:53:16	5:19:41	0.181
VEHICLE FIRE	8	0:04:36	0:58:44	0:31:37	4:12:58	0.143
WARRANT SERVICE	213	0:00:31	5:40:57	0:28:55	102:40:36	3.485
WATER RELATED PROBLEM	21	0:02:04	4:28:59	0:42:32	14:53:25	0.505
WRIT OF POSSESSION	23	0:00:21	0:55:11	0:06:39	2:33:16	0.087
Totals:	5933			46:18	2946:29:23	99.997

ADMINISTRATIVE AMBULANCE CHARGE-OFFS

FOR INFORMATION ONLY

NOVEMBER 2023

<u>NAME</u>	<u>DATE OF SERVICE</u>	<u>AMOUNT</u>	<u>REASON</u>
Aaron J. Randall	10/13/2014	75.00	Deceased-Statute of limitation beyond 3 yrs
Annie L. Allen	10/04/2013	38.02	Uncollectible-Statute of limitation beyond 10 yrs
Marilyn A. Allen	10/08/2013	448.99	Uncollectible-Statute of limitation beyond 10 yrs
John F. Alston	10/03/2013	79.25	Uncollectible-Statute of limitation beyond 10 yrs
Larry D. Alston	10/07/2013	89.66	Uncollectible-Statute of limitation beyond 10 yrs
Brenda C. Andrews	10/25/2013	585.20	Uncollectible-Statute of limitation beyond 10 yrs
Verlian R. Bailey	10/23/2013	100.00	Uncollectible-Statute of limitation beyond 10 yrs
Uayeli Baltazar	10/11/2013	75.00	Uncollectible-Statute of limitation beyond 10 yrs
Victoria Barbour	10/03/2013	435.15	Uncollectible-Statute of limitation beyond 10 yrs
Erica L. Bates	10/13/2013	307.21	Uncollectible-Statute of limitation beyond 10 yrs
Odella B. Bates	10/18/2013	80.40	Uncollectible-Statute of limitation beyond 10 yrs
Barbara L. Blackley	10/31/2013	86.04	Uncollectible-Statute of limitation beyond 10 yrs
Jimmie M. Boone	10/10/2013	150.00	Uncollectible-Statute of limitation beyond 10 yrs
Edwin L. Bowen	10/02/2013	88.38	Uncollectible-Statute of limitation beyond 10 yrs
Alphonza Bowens	10/02/2013	504.26	Uncollectible-Statute of limitation beyond 10 yrs
Darnell Brandon	10/03/2013	10.00	Uncollectible-Statute of limitation beyond 10 yrs
Myrtle E. Brandon	10/05/2013	84.34	Uncollectible-Statute of limitation beyond 10 yrs
George Brown	10/02/2013	150.00	Uncollectible-Statute of limitation beyond 10 yrs
Marcus L. Brown	10/27/2013	487.28	Uncollectible-Statute of limitation beyond 10 yrs
Raquel R. Brown	10/21/2013	144.00	Uncollectible-Statute of limitation beyond 10 yrs
Darryl J. Bullock	10/05/2013	98.51	Uncollectible-Statute of limitation beyond 10 yrs
James J. Bullock	10/24/2013	547.98	Uncollectible-Statute of limitation beyond 10 yrs

Joseph L. Bullock	10/04/2013	89.45	Uncollectible-Statute of limitation beyond 10 yrs
Julia A. Bullock	10/02/2013	85.40	Uncollectible-Statute of limitation beyond 10 yrs
Shirley A. Bullock	10/16/2013	17.89	Uncollectible-Statute of limitation beyond 10 yrs
William H. Bullock	10/11/2013	100.00	Uncollectible-Statute of limitation beyond 10 yrs
Sylvester D. Burton	10/15/2013	451.12	Uncollectible-Statute of limitation beyond 10 yrs
Steven T. Campbell	10/30/2013	632.01	Uncollectible-Statute of limitation beyond 10 yrs
James J. Cash	10/23/2013	150.00	Uncollectible-Statute of limitation beyond 10 yrs
Linda L. Champ	10/17/2013 – 10/19/2013	2,046.41	Uncollectible-Statute of limitation beyond 10 yrs
Charlie S. Champion	10/27/2013	150.00	Uncollectible-Statute of limitation beyond 10 yrs
Roy A. Cheek	10/03/2013	107.13	Uncollectible-Statute of limitation beyond 10 yrs
AJ Cherry	10/06/2013	87.96	Uncollectible-Statute of limitation beyond 10 yrs
William H. Clayton	10/11/2013	150.00	Uncollectible-Statute of limitation beyond 10 yrs
Melissa Crabtree	10/20/2013	455.38	Uncollectible-Statute of limitation beyond 10 yrs
Lois J. Cruz-Cruz	10/07/2013	122.84	Uncollectible-Statute of limitation beyond 10 yrs
Caleb J. Dale	10/28/2013	577.92	Uncollectible-Statute of limitation beyond 10 yrs
Perry Davis	10/07/2013	89.45	Uncollectible-Statute of limitation beyond 10 yrs
Leon Debnam	10/05/2013	74.44	Uncollectible-Statute of limitation beyond 10 yrs
Joseph M. Dobbin	10/16/2013 & 10/22/2013	159.20	Uncollectible-Statute of limitation beyond 10 yrs
Calvin Durham	10/15/2013	150.00	Uncollectible-Statute of limitation beyond 10 yrs
Evelyn F. Durham	10/28/2013	74.86	Uncollectible-Statute of limitation beyond 10 yrs
Lucy B. Eaton	10/19/2013	100.00	Uncollectible-Statute of limitation beyond 10 yrs
Troy D. Eddie	10/08/2013	575.62	Uncollectible-Statute of limitation beyond 10 yrs
Patsy W. Edwards	10/04/2013	100.00	Uncollectible-Statute of limitation beyond 10 yrs
Kristina L. Elliott	10/17/2013	456.39	Uncollectible-Statute of limitation beyond 10 yrs
Margaret Elliott	10/29/2013	200.00	Uncollectible-Statute of limitation beyond 10 yrs
Elizabeth D. Evans	10/25/2013	420.08	Uncollectible-Statute of limitation beyond 10 yrs
Carolyn E. Faulkner	10/21/2013	502.19	Uncollectible-Statute of limitation beyond 10 yrs

Claude O. Ferguson	10/18/2013	570.24	Uncollectible-Statute of limitation beyond 10 yrs
Glenn M. Fields	10/05/2013	71.03	Uncollectible-Statute of limitation beyond 10 yrs
Anthony C. Floyd	10/02/2013 & 10/05/2013	1,444.85	Uncollectible-Statute of limitation beyond 10 yrs
Cora J. Fogg	10/05/2013	86.04	Uncollectible-Statute of limitation beyond 10 yrs
Gary W. Foster	10/18/2013	450.06	Uncollectible-Statute of limitation beyond 10 yrs
Allyson M. Fuller	10/05/2013	122.62	Uncollectible-Statute of limitation beyond 10 yrs
Ervin D. Gibson, Jr.	10/13/2013	171.30	Uncollectible-Statute of limitation beyond 10 yrs
Annette P. Green	10/11/2013	200.00	Uncollectible-Statute of limitation beyond 10 yrs
Patricia A. Green	10/16/2013	471.30	Uncollectible-Statute of limitation beyond 10 yrs
Cynthia B. Hamm	10/25/2013	45.00	Uncollectible-Statute of limitation beyond 10 yrs
William E. Harris	10/06/2013	98.40	Uncollectible-Statute of limitation beyond 10 yrs
Virginia M. Hawkins	10/03/2013	150.00	Uncollectible-Statute of limitation beyond 10 yrs
Carrie B. Henderson	10/07/2013	88.60	Uncollectible-Statute of limitation beyond 10 yrs
Clarence E. Henderson	10/07/2013	85.40	Uncollectible-Statute of limitation beyond 10 yrs
Edith L. Hendricks	10/02/2013	85.62	Uncollectible-Statute of limitation beyond 10 yrs
James L. Hicks	10/31/2013	200.00	Uncollectible-Statute of limitation beyond 10 yrs
Christopher T. Hunt	10/28/2013	581.00	Uncollectible-Statute of limitation beyond 10 yrs
Stephanie D. Jeffreys	10/16/2013	511.77	Uncollectible-Statute of limitation beyond 10 yrs
Melissa J. Johnson	10/12/2013	182.21	Uncollectible-Statute of limitation beyond 10 yrs
Elrio L. Jones	10/05/2013 – 10/08/2013	254.61	Uncollectible-Statute of limitation beyond 10 yrs
Frederick T. Jones	10/12/2013	412.78	Uncollectible-Statute of limitation beyond 10 yrs
Lasandra F. Jones	10/16/2013	503.25	Uncollectible-Statute of limitation beyond 10 yrs
Wilbert T. Jones	10/29/2013	40.48	Uncollectible-Statute of limitation beyond 10 yrs
Lorraine Kelly	10/19/2013	103.72	Uncollectible-Statute of limitation beyond 10 yrs
Patricia L. King	10/11/2013	10.62	Uncollectible-Statute of limitation beyond 10 yrs
Datrale S. Knott	10/14/2013 – 10/31/2013	450.00	Uncollectible-Statute of limitation beyond 10 yrs
Hugh Lawrence	10/16/2013	150.00	Uncollectible-Statute of limitation beyond 10 yrs

William Marable	10/20/2013	524.55	Uncollectible-Statute of limitation beyond 10 yrs
Queen Mason	10/20/2013	485.15	Uncollectible-Statute of limitation beyond 10 yrs
Peggy P. McAllister	10/04/2013 & 10/09/2013	183.80	Uncollectible-Statute of limitation beyond 10 yrs
Olem McClure	10/11/2013	550.00	Uncollectible-Statute of limitation beyond 10 yrs
Ralph McKnight	10/06/2013	501.12	Uncollectible-Statute of limitation beyond 10 yrs
Gregory McLeod	10/07/2013	487.28	Uncollectible-Statute of limitation beyond 10 yrs
Dione D. Melchoir	10/29/2013	444.73	Uncollectible-Statute of limitation beyond 10 yrs
Goxvanie Morales	10/12/2013	494.73	Uncollectible-Statute of limitation beyond 10 yrs
John T. O'Briant	10/29/2013	571.30	Uncollectible-Statute of limitation beyond 10 yrs
Quinto S. Owens	10/16/2013	394.53	Uncollectible-Statute of limitation beyond 10 yrs
Emily C. Palacios	10/05/2013	89.66	Uncollectible-Statute of limitation beyond 10 yrs
Plummer Parham	10/09/2013	457.46	Uncollectible-Statute of limitation beyond 10 yrs
Juanita H. Patton	10/31/2013	100.00	Uncollectible-Statute of limitation beyond 10 yrs
James H. Pernell	10/08/2013	150.00	Uncollectible-Statute of limitation beyond 10 yrs
Erica Perry	10/08/2013	109.64	Uncollectible-Statute of limitation beyond 10 yrs
Tondelayo D. Person	10/30/2013	428.76	Uncollectible-Statute of limitation beyond 10 yrs
Joyce E. Poole	10/01/2013	200.00	Uncollectible-Statute of limitation beyond 10 yrs
Eric L. Reid	10/05/2013	813.23	Uncollectible-Statute of limitation beyond 10 yrs
Tisha L. Roberson	10/09/2013	419.17	Uncollectible-Statute of limitation beyond 10 yrs
Mayela Rodriguez-Perez	10/23/2013	453.20	Uncollectible-Statute of limitation beyond 10 yrs
Johnnie D. Royster	10/04/2013	82.96	Uncollectible-Statute of limitation beyond 10 yrs
Brianna N. Sandarelli	10/30/2013	208.86	Uncollectible-Statute of limitation beyond 10 yrs
Riley Satterwhite	10/02/2013	497.98	Uncollectible-Statute of limitation beyond 10 yrs
Theo Scott	10/27/2013	109.47	Uncollectible-Statute of limitation beyond 10 yrs
Arthur Smith	10/12/2013 & 10/18/2013	1,086.38	Uncollectible-Statute of limitation beyond 10 yrs
Deshavon R. Smither	10/18/2013	433.02	Uncollectible-Statute of limitation beyond 10 yrs
Lawanda M. Sneed	10/19/2013	100.00	Uncollectible-Statute of limitation beyond 10 yrs

Dianne D. Strong	10/03/2013	75.00	Uncollectible-Statute of limitation beyond 10 yrs
McKenzie R. Sutton	10/06/2013	435.15	Uncollectible-Statute of limitation beyond 10 yrs
Sally A. Tant	10/02/2013	492.60	Uncollectible-Statute of limitation beyond 10 yrs
Johnnie M. Tatum	10/01/2013	150.00	Uncollectible-Statute of limitation beyond 10 yrs
Latoya C. Taylor	10/28/2013	150.00	Uncollectible-Statute of limitation beyond 10 yrs
Tina M. Teasley	10/21/2013	150.00	Uncollectible-Statute of limitation beyond 10 yrs
Shawn L. Terrell	10/01/2013	621.36	Uncollectible-Statute of limitation beyond 10 yrs
James A. Terry	10/22/2013	85.62	Uncollectible-Statute of limitation beyond 10 yrs
Mittie Triplett	10/04/2013	77.63	Uncollectible-Statute of limitation beyond 10 yrs
Alfreda Vann	10/22/2013	427.69	Uncollectible-Statute of limitation beyond 10 yrs
David D. Vereen	10/28/2013	102.28	Uncollectible-Statute of limitation beyond 10 yrs
Larry W. Wagner	10/28/2013	150.00	Uncollectible-Statute of limitation beyond 10 yrs
Scotty A. Washington	10/05/2013	583.02	Uncollectible-Statute of limitation beyond 10 yrs
Ontario D. Watson	10/02/2013	375.33	Uncollectible-Statute of limitation beyond 10 yrs
Jeremy E. Wells	10/09/2013	459.64	Uncollectible-Statute of limitation beyond 10 yrs
Christopher White	10/23/2013	433.02	Uncollectible-Statute of limitation beyond 10 yrs
Bethany L. Williams	10/02/2013	547.98	Uncollectible-Statute of limitation beyond 10 yrs
Charles C. Williams	10/21/2013	150.00	Uncollectible-Statute of limitation beyond 10 yrs
Jester S. Williams	10/06/2013	100.00	Uncollectible-Statute of limitation beyond 10 yrs
Sheila V. Williams	10/03/2013	87.11	Uncollectible-Statute of limitation beyond 10 yrs
Lucretia L. Williamson	10/06/2013	91.79	Uncollectible-Statute of limitation beyond 10 yrs
Jamario D. Wilson	10/17/2013 & 10/20/2013	971.90	Uncollectible-Statute of limitation beyond 10 yrs
Juanita Yarborough	10/15/2013	150.00	Uncollectible-Statute of limitation beyond 10 yrs

TOTAL \$ 37,575.41

EXTENSION HAPPENINGS

VANCE COUNTY CENTER



Bringing “Extension Happenings” To You

NC State Cooperative Extension is a strategic partnership between NC State University, NC A&T University, and 101 local governments statewide. Our mission is to deliver research-based knowledge and expertise to individuals, families, farmers, and businesses, helping them to make informed decisions to improve the lives, land and economy of our state.

To keep you informed and connected with our efforts, we are delighted to share with you our November edition featuring insightful articles from our agents and staff, covering topics in their respective fields and providing updates on the impactful work happening at the Vance County NC State Cooperative Extension.

We also use our Facebook page to communicate information about current events and workshops, and information. We are dedicated to the goal of keeping Vance County citizens informed and up to date on the latest HAPPENINGS that may impact day-to-day decision making for home and work.

We encourage you to discover and participate in all that we offer at Vance County Cooperative Extension. If you have areas of interest with Agriculture and Natural Resources, 4-H, Family and Consumer Sciences (FCS), Expanded Food and Nutrition Program (EFNEP), or our Parenting Program, or are curious about knowing more, please feel free to give us a call or send us an email. We hope that you will explore our website, connect with us through Facebook, give us a call or stop by for a visit.

This issue:

ECA
Field Trips & Award
PAGE 02 - 03

Vance County Farmers Market
Handcrafted Holiday Market
PAGE 04

Family Farm Grant Opportunity
Notes from Horticulture Agent
PAGE 05

Expanded Food & Nutrition
Education Program
PAGE 06

Vance Welcomes
New 4-H Agent
PAGE 07

Parenting Program
PAGE 08

Grassroots Leadership Conference
PAGE 09

Congratulations!!
PAGE 10

Vance and Warren
Beekeepers Association
PAGE 11

NORTH CAROLINA AGRICULTURAL AND TECHNICAL STATE UNIVERSITY



ECA...Extension Community Association

BY WAYNE ROWLAND

FIELD TRIP TIME!

On Wednesday, October 18th, Wayne Rowland hosted the (ECA) Extension Association ladies as they started their day boarding a 15 passenger van for a field trip to the International Civil Rights Museum, Greensboro, NC, a place that was built around a memorable Civil Rights Movement site: the Woolworth department store lunch counter where four black men conducted a sit-in to protest the counter building off limits to Black customers. The museum covered the stages of the sit-in (origins, growth, counter protests, municipality and business response, when and how it ended) etc. Next on the agenda after lunch was a trip to A&T State University's Extension & Research Farm. The 492-acre farm features active livestock and horticultural production. The farm raises crops and livestock, including dairy and beef cattle, poultry, swine, horses, meat goats and sheep. The farm is used for research and education.



ECA...Extension Community Association Cont.



The ECA is an adult volunteer organization closely affiliated with N.C. Cooperative Extension. By being a member of the ECA, you are able to become part of a dynamic volunteer organization that promotes personal growth and development and seeks to enhance the quality of life for others in the local community.

Programs, activities and community events of the local Extension & Community Association are governed by the Vance County ECA County Council the second Tuesday at 4:00 p.m. at the Vance County Extension office.

If you would be interested in becoming a member or would like more information about the Extension Community Association, please contact Lois Williams at lois.williams42@gmail.com

NC Extension and Community Association State Conference

BY DR. WYKIA MACON

Dr. Wykia Macon along with two members from the Vance County ECA attended the 2023 Extension and Community Association Conference in Kill Devil Hills, NC October 23-25. Updates from the ECA state charity - NC Boys and Girls Home of Lake Waccamaw, a traditional cultural arts show and some small workshops were included in the event.

We are pleased to announce our own Priscilla Johnson was awarded the ECA Volunteer of the Year award.





Handcrafted Holiday Market

It's that time of season again! The Handcrafted Holiday Market is knocking on the door of The Vance County Regional Farmers Market. Mark your calendars for Saturday, November 18th. Doors will open at 8 a.m. and closing time will be at 2 p.m. We look forward to seeing you and thank you for supporting your local farmer's market. If you have any questions, please stop by and chat with our Market Manager, Pat Ayscue.

VANCE COUNTY
REGIONAL FARMERS MARKET
PRESENTS

Handcrafted
HOLIDAY MARKET

SATURDAY, NOVEMBER 18TH
8:00 A.M. - 2:00 P.M.

Unique Gifts ~ Glassware
Soaps & Candles ~ Hand Sewn & Crocheted Items
Wood Crafts ~ Art Work ~ Wreaths
Ornaments ~ Baked Goods ~ Local Honey
Grass-fed Beef, Pork and Chicken ~ Fresh Seasonal Local Produce

Enjoy live Christmas
music while you shop!

210 Southpark Drive
Henderson, NC



Grant Opportunity for Family Farms

BY PAUL MCKENZIE

Area farmers are encouraged to review a funding opportunity through the NC AgVentures grant program. This is a competitive grant with an application deadline of December 15th. The NC AgVentures will grant awards up to \$8,000. However, the application must be reviewed by your local Cooperative Extension Agent prior to submission, so be sure to connect with us by December 8th at the very latest. For more information, visit <http://agventures.ces.ncsu.edu>.



NC AgVentures

Grant Opportunity For Family Farms

NC AgVentures Farm Grant Program provides grant awards to NC family farms for new and innovative agricultural projects which will increase farm profits.

**The program will award a minimum of 50 grants
The maximum award is \$8000**

Producers from the following counties are eligible to apply
Alamance, Alexander, Alleghany, Anson, Ashe, Cabarrus, Caswell, Catawba, Chatham, Davidson, Davie, Durham, Edgecombe, Franklin, Forsyth, Gaston, Granville, Greene, Guilford, Halifax, Harnett, Iredell, Johnston, Lincoln, Martin, Mecklenburg, Nash, Northampton, Orange, Person, Pitt, Randolph, Rockingham, Rowan, Sampson, Stanly, Stokes, Surry, Union, Vance, Wake, Wayne, Wilson, Wilkes, Warren, Yadkin

Deadline to apply is 6:00 PM December 15th, 2023
For more information please visit: www.ncagventures.org
Or contact your Extension Agent

The program is funded by the NC Tobacco Trust Fund Commission

NC STATE EXTENSION




Notes From Our Horticulture Agent

BY PAUL MCKENZIE

Cooperative Extension is currently working with the Economic Development Commission to update and expand the Vance County presence on the Visit NC Farms app. The app helps users from far and wide find farmers markets, local farm products, farm to table restaurants, farm stays and more.

On the lawn and garden front, Cooperative Extension's outreach efforts for the busy fall season were focused on soil sampling, tall fescue lawn care, fall crops and planting trees and shrubs. We disseminate information on sound garden and landscape management practices through a variety of channels including weekly radio programs, Master Gardener outreach at the Farmers Market and our public display garden.



LAWN AND GARDEN SOIL SAMPLE INFORMATION- NC SOIL ONLY

NCDA&CS Agronomic Division Soil Testing Section
Mailing Address: 1550 Mail Service Ctr. Raleigh, NC 27699-1540
Physical Address (GPS/Map): 4300 Branch Creek Rd. Raleigh, NC 27607
Phone: (919) 973-4333 Website: www.ncagr.gov/agdiv/soil

Get laboratory results, go to www.ncagr.gov/agdiv/soil

SAMPLE INFORMATION		PAYMENT	CLIENT INFORMATION	OTHER RECIPIENT/SERVICE PROVIDER
SAMPLE DATE:		FEE TOTAL:	LAST NAME:	FIRST NAME:
NC COUNTY (WHERE COLLECTED):		Check preferred payment method: - NCDA&CS - Please RE-CASH	ADDRESS:	
NUMBER OF SAMPLES:		See NCDA&CS website: www.ncagr.gov/agdiv/soil for full details. Email: soil@ncagr.gov for assistance.	CITY:	
LAB NUMBER: (LEAVE BLANK - LAB USE ONLY)		YOUR SAMPLE IDENTIFICATION: (If transferring soil)	NAME:	
			ADDRESS:	
			Farm ID:	
			Sample ID:	

Thank you for using agronomic services to manage nutrients and safeguard environmental quality.



got to be NC AGRICULTURE

Thank you for using agronomic services to manage nutrients and safeguard environmental quality.

Sue Troxler,
Commissioner of Agriculture

Expanded Food & Nutrition Education (EFNEP)

BY NITASHA KEARNEY




The Expanded Food & Nutrition Education Program has been busy teaching the students at Pinkston Street Elementary school proper knife skills. Students in all grades learned how to use their "claw" to slice apples while preparing Apple Slice pancakes during the fall season.

Boy Scouts of America at Cotton Memorial Presbyterian Church were introduced to EFNEP and taught how to make Popcorn Treats. Now they have a healthy snack recipe when camping out.

EFNEP & Vance County Cooperative Extension Family Consumer Science Agent continue the partnership to train Dinah Gore challenge participants ages 8-17 health benefits, nutrients and presentation skills based upon MyPlate categories and USDA approved recipes.

If you would like to participate in this exciting and magical experience, contact me Nitasha Kearney at (252) 438-8188!



Vance County 4-H



Vance Extension Welcomes New 4-H Agent

BY DR. WYKIA MACON

Micah Sharpe joined Vance County Cooperative Extension on November 13th. He's originally from Decatur, Ga and currently resides in Kittrell, NC. Micah holds a bachelor's degree in criminal justice, which he obtained from Saint Augustine University.

His professional background consists of work in the education and student development areas. Sharpe's professional experience is inclusive of, but not limited to youth director, 4-H counselor, community mentor, and teacher. In his role as the new 4-H Agent he will continue to foster relationships, strengthen programming, and create development opportunities for the youth of Vance County.

In his free time Micah enjoys spending time with family, bowling, traveling, and volunteering in the community.

We are pleased to have Micah's diverse background in our office and look forward to putting his experience to work as Vance County's 4-H and youth development educator. He will be a great asset to N.C. Cooperative Extension, Vance County Center. Stop in and welcome him to our office. You can also reach him at mosharpe@ncsu.edu or by calling 252-438-8188.



The Incredible Years Program

BY JAMON GLOVER



The Incredible Years program is in our fifth week of fifteen sessions and we are having loads of fun with our parents. Currently, we are discussing the wondrous effects child-directed play has on children. We role-play scenarios and answer very specific questions during our time together.

One of the discussion points centered around what to do when your child has trouble disengaging from play.

The general rule is to establish expectations and routines that they can rely on. For example; before you start playing, inform them that playtime has a specific time limit. If you want to use the timer on your phone or a regular kitchen timer, you want to let them know that when your timer goes off it will be time to start cleaning up so they can move to the next thing.

Once the timer goes off they will recognize that it's time to stop and clean up (they will ignore this the first time). It may take a few sessions, but eventually, they will understand and won't have to be told what to do when the timer goes off. To have parenting success is easy if you understand how to set expectations and boundaries.

If you are or you know of any parent with children between the ages of 2-5yrs, let us be of service. (252) 438-8188 ask for Jamon Glover or June Smith



2023 GRASSROOTS LEADERSHIP CONFERENCE

Tuesday, October 17, 2023
Program: 8:30 a.m. – 3:30 p.m.

Harris Conference Center
3216 CPCC Harris Campus Dr.
Charlotte, NC 28208

For more information, call Renee Campbell or Michelle Eley at 336.334.7956.

REAL PEOPLE – REAL ISSUES – REAL STRATEGIES FREE PUBLIC WORKSHOP

Promoting Economic Well-Being through Grassroots Innovation

Register online by Oct. 2
<http://bit.ly/grass23>

Sponsored by: The Cooperative Extension Program, North Carolina A&T State University in partnership with the Strategic Planning Council and Mecklenburg Government. North Carolina A&T State University is an equal opportunity provider. Accommodation requests related to a disability or English proficiency should be made by October 2. Michelle Eley at 336.334.7956 or mley@ncat.edu. This work is supported by Section 1444 Extension Programs for 1890 Land-Grant Colleges from the National Institute of Food and Agriculture.

Local Farmers Attend 2023 Grassroots Leadership Conference

BY WAYNE ROWLAND

On October 17th, Agricultural & Natural Resources Technician attended the 2023 NC A&T Grassroots Leadership Conference in Charlotte, NC at the Harris Conference Center with local farmers from Vance County. The conference theme this year was Promoting Economic Well-Being Through Grassroots Innovation and focused on economic empowerment and innovation at the county level and what community members could do to find solutions that address local needs and challenges.

The Grassroots conference brings together elected and civic leaders, volunteers, Extension professionals, farmers and business owners to discuss and learn community development ideas that can benefit each community across North Carolina.

The GLC also featured a vendor exposition and networking lunch.



CONGRATULATIONS

to Nitasha Kearney on receiving the Ila McIlwean White Family and Consumer Science Program Endowment Award and the Outstanding Performance Award in recognition of outstanding performance in EFNEP!

THE VANCE AND WARREN COUNTIES BEEKEEPERS ASSOCIATION

BY WAYNE ROWLAND

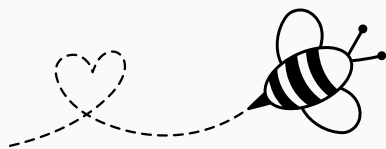


Wayne Rowland is a member the Vance and Warren Counties Beekeepers Association that meet on the 2nd Monday of each month at 7:00 PM at the Vance County Regional Farmers Market.

A detailed proposal was submitted for a club apiary at the Farmers Market. Note: An apiary is a location where beehives of honey bees are kept. Apiaries come in many sizes and can be rural or urban depending on the honey production operation. Furthermore, an apiary may refer to a hobbyist's hives or those used for commercial or educational usage. Thomas Hanna will be heading up this project.

Plans are still in the making for a winter bee school with the cooperation of the Granville County Beekeepers.

Whether you have a hive or just interested in bees, please feel free to stop in and join them at their next meeting.



Thanksgiving is this month; this is a time to reflect on the blessings in our lives. Enjoy the time with your family and friends, and know that the Extension office wishes you a very Happy Thanksgiving!

Office Calendar

NOVEMBER 23, 24
OFFICE CLOSED/THANKSGIVING

DECEMBER 6
FARM CITY BANQUET

DECEMBER 15
NC AGVENTURERS GRANT FORM DUE

DECEMBER 25, 26, 27
OFFICE CLOSED/CHRISTMAS



**Vance County Emergency Medical Service
11/01/2023- 11/30/23 Call Breakdown**

EMS Calls Totals By Station

Company 9 (Main)	641
Company 1 (Bearpond FD)	10
Nov-23	651

EMS Calls By Medical Category

Abdominal Pain	19
Allergies	1
Altered Mental Status	17
Animal Bite	3
Assault	8
Back Pain	12
Breathing Problems	56
Burns	1
CO Poisoning / Hazmat	0
Cardiac Arrest	15
Chest Pain	19
Choking	1
Code Stroke	0
Convulsions / Seizure	26
Diabetic Problem	13
Dialysis Shunt Issue	1
Drowning	0
Electrocution	0
Eye Problem	1
Fall Victim	0
Fire Standby	8
Headache	6
Heart Problems	1
Heat/Cold Exposure	0
Hemorrhage/Laceration	13
Industrial Accident	0
Ingestion/Poisoning/Overdose	12
Medical Alarm	10
Newborn	0
Not Applicable	75
Not Available	0
Not Entered	0
Not Known	0
Pain	68
Pregnancy / Childbirth	2
Psychiatric Problems	4
Respiratory Arrest	0
STEMI	3
Sick Person	184
Stab/Gunshot Wound	5

EMS Calls By Medical Category (cont.)

Standby	0
Stroke/CVA	4
Traffic Accident	0
Transfer / Interfacility	0
Trauma, Arrest	
Traumatic Injury	19
Unconscious / Fainting	12
Unknown Problems	32
Nov-23	651

EMS Calls By Outcome

ALS Assist	0
Cancelled	0
Cancelled Enroute	20
Dead at Scene	13
Fire Standby	7
Mutual Aid Given	2
No Patient Found	96
Not Entered	0
Interfacility Transport	0
Patient Refused Care	27
Standby	0
Treated, Refused transport	52
Treated, Transferred Care	32
Treated, Transported by EMS	402
Nov-23	651

Mileage Report

Unit	Mileage
101	149,860
102	187,006
103	175,858
104	127,695
105	163,583
106	83,754
107	124,483
108	295
110	N/A
112	143,619
114	146,897
1101	44,284

Staffing log

November

Date	Total Personnel		Total units		QRV (Y/N)	
	First 12	Last 12	First 12	Last 12	First 12	Last 12
11/01/23	8	8	4	4	Y	Y
11/02/23	8	6	4	3	Y	Y
11/03/23	8	8	4	4	Y	Y
11/04/23	8	8	4	4	Y	Y
11/05/23	7	6	4	3	N	Y
11/06/23	8	8	4	4	Y	Y
11/07/23	8	6	4	3	Y	Y
11/08/23	7	8	4	4	N	Y
11/09/23	8	8	4	4	Y	Y
11/10/23	8	8	4	4	Y	Y
11/11/23	5	5	3	3	N	N
11/12/23	8	8	4	4	N	N
11/13/23	8	8	4	4	Y	Y
11/14/23	8	6	4	3	Y	Y
11/15/23	8	6	4	3	Y	Y
11/16/23	8	8	4	4	Y	Y
11/17/23	6	6	3	3	Y	Y
11/18/23	7	6	4	3	N	Y
11/19/23	8	8	4	4	Y	Y
11/20/23	8	8	4	4	Y	Y
11/21/23	8	8	4	4	Y	Y
11/22/23	8	6	4	3	Y	Y
11/23/23	4	4	2	2	Y	Y
11/24/23	8	6	4	3	Y	Y
11/25/23	6	6	3	3	Y	Y
11/26/23	8	7	4	4	Y	N
11/27/23	6	6	3	3	Y	Y
11/28/23	8	8	4	4	Y	Y
11/29/23	8	8	4	4	Y	Y

Vance County Information Technology – November 2023

Dashboard • Last 30 Days ▾ All Organizations ▾

New Tickets

41 ↑ 10

Your Tickets

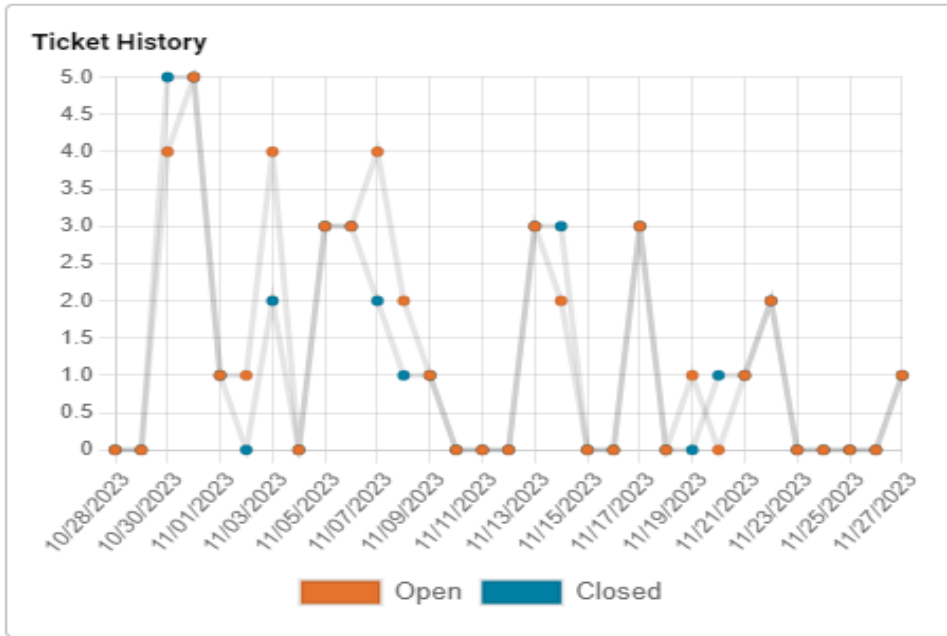
30 ↑ 16

Open Tickets

6 ↑ 4

Unassigned Tickets

0



First Response Time

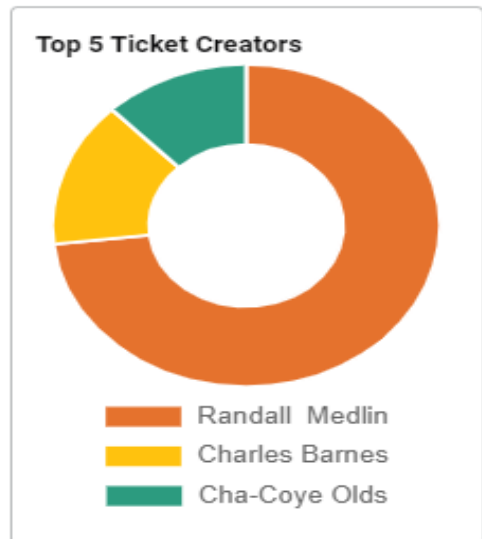
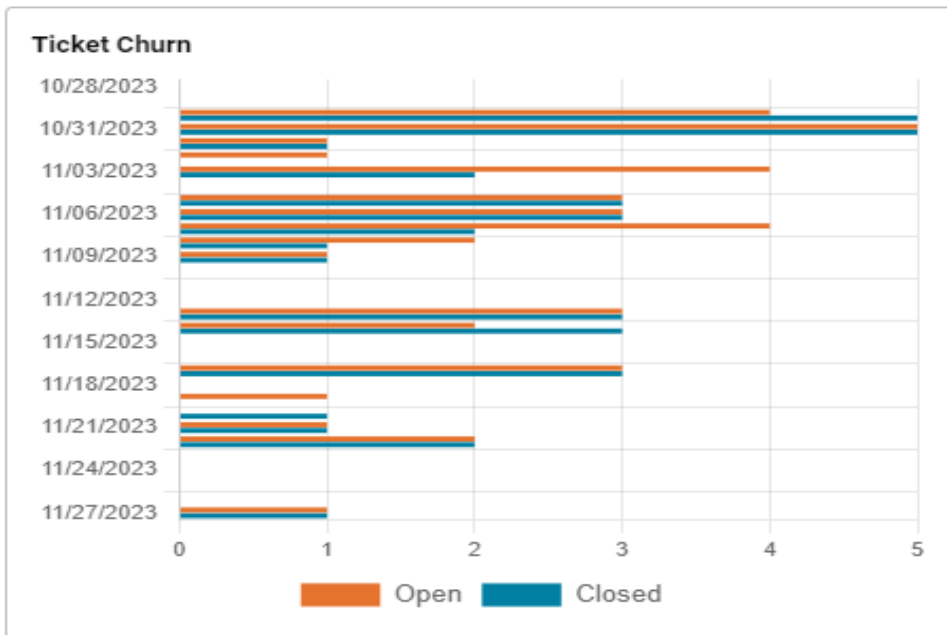
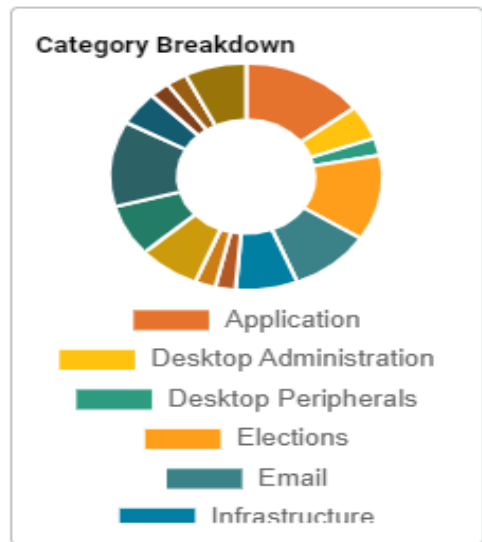
Average

11 hours 21 minut..

Tickets Close Time

Average

22 hours 4 minutes



RECREATION/PARKS

2023 NOVEMBER RECREATION PROGRAM SUMMARY

RECREATION PROGRAM DIVISION

YOUTH ATHLETICS

- ✚ Recreation and Parks Department and Seahawks Program hosted playoff football games for the East Wake Football Association on for the Knightdale, Clayton, Durham and Henderson-Vance teams on Saturday, November 4, 2023
- ✚ Darius Pitt, Youth Service Outreach Program Coordinator, Attended the East Wake Football League Bowl Ceremony on Saturday, November 18, 2023 in which our 12U Seahawks played in the Championship game for the first time in Tri-City Seahawks history. Our Flag Seahawks team one the Flag bowl Championship and remains undefeated for the 4th consecutive year.
- ✚ Basketball registrations ended on November 20, 2023 and participation has increased by 40 participants.
- ✚ Henderson-Vance Recreation and Parks Department has 13 sponsors: Alight Funeral Cremation, Baskerville Funeral Home, Beacon Light Lodge, Davis-Royster Funeral Home, Fastenal (2), Kennametal (2), W.O.L.F, Emohcee, Franklin-Vance-Warren Inc. GW Kelly Freight and Hauling and Ice Cold Cutz.
- ✚ Kendrick Vann, Director held with mandatory coaches meeting for the 2023-24 HVRPD Youth Basketball program on Monday, November 27, 2023 at Aycock Recreation Center at 6:00pm.
- ✚ Kendrick Vann, Director and Darius Pitt, Youth Service Outreach Program Coordinator held with Tryouts/Skills and drills assessments for the 2023-24 HVRPD Youth Basketball program on Wednesday, November 29, 2023 and Thursday November 30, 2023.
- ✚

Youth Services

- ✚ Shantel Hargrove, Assistant Director, assisted with interviews on Monday, November 6, 2023.
- ✚ Shantel Hargrove, Assistant Director, assisted with interviews on Monday, November 8, 2023.
- ✚ Shantel Hargrove, Assistant Director, start training new hire on Thursday, November 30. 2023.

Community Service/Restitution

- ✚ There 2 new admissions. The goal is to serve 40. There are currently 6 youth enrolled in Community Service. We currently Served Year to Date 11 youths. There were 0 terminations for the month.

Teen Court

- ✚ Currently there are 0 youth completing sanctions in Teen Court. 0 new referrals were received. The goal is to serve 30. Teen Court Club has continued to meet weekly to prepare volunteers for when referrals come in.
- ✚ Darius Pitt, Youth Service Outreach Program Coordinator, Held Teen Court Practice on Monday, October 2 and 16, 2023.
- ✚ Darius Pitt, Youth Service Outreach Program Coordinator, Did A Mock Trial Walkthrough with new club members on October 17, 2023.

Project Youth Outreach

- ✚ There were 16 new admissions. There are currently 16 total youth enrolled into the program. We are currently serving youth at EM Rollins Elementary 3rd -5th grade.

Programming/Training/Meetings

- ✚ Darius Pitt, Youth Service Outreach Program Coordinator, had meeting on Wednesday, November 29, 2023 with Vance County Schools Administrators regarding referrals for Teen Court Program.

Community Outreach

- ✚ Shantel Hargrove, Assistant Director attended Soup Kitchen & Clothing drive on Tuesday, November 14, 2023.
- ✚ Shantel Hargrove, Assistant Director and Darius Pitt, Youth Service Outreach Coordinator attended Soup Kitchen & Clothing drive on Tuesday, November 14, 2023 and Tuesday, November 28, 2023 as partnership that will continue 2 times every month. 61 bags of soup, 10 hygiene bags, and over 20 coats were given out.
- ✚ Darius Pitt, Youth Service Outreach Program Coordinator, held Shop Talks community open forum at East Side Barbershop on Thursday, November 9, 2023.
- ✚ Darius Pitt, Youth Service Outreach Program Coordinator, held Shop Talks community open forum at City Hall Thursday, November 16, 2023

AQUATICS

- ✚ 8 Area Swim Teams has been practicing has been utilizing the Aycock Recreation Center on Tuesday-Wednesday from 4:00pm-8:00pm each day.
- ✚ Henderson-Vance Recreation and Parks Department offered at lifeguard class and in-service training for the 2 current year-round lifeguards and 1 potential lifeguard through Red-Cross Certified Lifeguard Instructor on Saturday November 25 and Sunday November 26, 2023.

AYCOCK RECREATION CENTER

- ✚ City, County, and Vance County School employee attendance:
 - City Employees =3
 - County Employees = 0
 - Vance Co. School Employees = 7

620 Patron check-ins (This excludes numbers for rentals, meetings, classes, aquatic events, and youth athletics.)

- Daily Use
 - \$1322 .00 Revenue
- Memberships: (New)
 - \$ 115.00 Revenue
- Multipurpose room rentals :0
- Lobby rentals: 0
- Fox Pond shelter rentals \$0
- Ballfield rentals: 0
- Program Registrations: \$4,552.00
- (1) Gym rentals: Henderson Collegiate Basketball Season started 10/16/23-2/1/2024 at Aycock Gym.
- Eaton Johnson Gym = \$630.00

RECREATION PROGRAMS

- ✚ Senior Bingo
 - 41 Participants for 3 Events

- There was a BINGO held on Thursday October 26, 2023 with 19 that attended
- There will also be BINGO on Thursday November 30, 2023
- Free Program
- ✚ Visually Impaired Program (VIP)
 - 12 Participants attended the Support Group meeting held on Tuesday, November 7, 2023
 - On November 21, 2023 there will be a trip to the Raleigh State Farmers Market, there are 10 participants that signed up for this trip
 - On Tuesday October 31, 2023 there were 3 participants for the chair exercise
 - Free Program
- ✚ Golden Age Club
 - There were 2 Golden Age meeting with 19 participants that attended.
 - There will also be a meeting on Wednesday November 29, 2023
 - Free Program
- ✚ Senior Trip
 - There were 12 participants attended a Senior trip to the State Farms Market in Raleigh on Wednesday November 15, 2023
- ✚ D.R.E.A.M
 - Queen of Diamonds held 10 practices with 97 participants.
 - Queen of Diamonds will also hold practice on November 20,22,26,27 and 29, 2023.
 - Queen of Diamonds participated in a in a performance at the AJL Cheer Exhibition on Saturday November 11, 2023 at VGCC with 9 performers
- ✚ Special Olympic Bocce
 - There were 2 practices held with 6 participants that attended
 - We held an end of season meeting for bocce and golf held on Tuesday November 21, 2023 there were 7 athletes and 2 coaches and 6 athlete guest that attended.

ADMINISTRATION

- ✚ Henderson-Vance Recreation and Parks Department held our Recreation Advisory Commission meeting on Thursday, November 9, 2023 at 12:00noon, we had 7 appointed members to attend and have a quorum.
- ✚ Henderson-Vance Recreation and Parks Department attended a meeting with Human Resources Department concerning FMLA & policies on Thursday, November 9, 2023 at Aycock Recreation Center.
- ✚ Shantel Hargrove, Assistant Director, attended Part -time staff meeting on Monday, November 13, 2023.
- ✚ Kendrick Vann, Director, Shantel Hargrove, Assistant Director and Jocelyn Hardy, Administrative Support Specialist attended a meeting with Human Resources Department mandatory training on the City of Henderson's

Onboarding Process on Thursday, November 14, 2023 at Aycock Recreation Center.

- ✚ Henderson-Vance Recreation and Parks Department received an enormous toys donation for the Letter to Santa programs and for our annual citywide toy drive.
- ✚ Henderson-Vance Recreation and Parks Department held an OSHA inspection on October 26, 2023 and November 30, 2023. This inspection is utilized to prepare department of OSHA requirements and guidelines.
- ✚ Darius Pitt, Youth Service Outreach Program Coordinator, Trained new HVRPD Marketing Specialist on procedures for marketing on Monday, November 20, 2023. Creating flyers, approving flyers, posting on social media, etc....

**Vance County Planning & Development's
Activity Report - By Project Type
11/01/23 to 11/27/23**

	Permits Issued	Total Inspections	TCO's Issued	CO's Issued	Total Value	Total Fees
Fire/Safety	3	4	0	0	\$0.00	\$165.00
Fire/Safety - Foster/Day Care	3	3	0	0	\$0.00	\$165.00
Electrical Permit (R)	18	22	0	0	\$42,850.00	\$990.00
Electrical Permit (C)	4	5	0	0	\$14,000.00	\$265.00
Mechanical Permit (R)	13	26	0	0	\$102,345.00	\$990.00
Mechanical Permit (C)	6	2	0	0	\$165,716.64	\$1,105.00
Mechanical Fuel Tank (C)	1	0	0	0	\$2,700.00	\$110.00
Plumbing Permit (R)	4	6	0	0	\$6,466.63	\$220.00
Plumbing Permit (C)	2	2	0	0	\$19,000.00	\$200.00
Building New Multi-Family (C)	0	1	0	0	\$0.00	\$0.00
Building Permit New (C)	0	4	0	0	\$0.00	\$0.00
Building Upfit/Remodel (C)	3	10	0	0	\$59,675.00	\$358.97
Building Addition (C)	0	2	0	0	\$0.00	\$0.00
Building New Single Family (R)	3	36	0	5	\$1,369,000.00	\$3,570.00
Building New Modular (R)	1	16	0	1	\$379,515.00	\$804.00
Building Addition (R)	0	10	0	2	\$0.00	\$0.00
Building Remodel (R)	5	33	0	0	\$94,104.00	\$1,859.00
Building Accessory (R)	6	5	0	0	\$73,500.00	\$760.00
Building Accessory (R) - Deck/Ramp	1	2	0	0	\$20,200.00	\$110.00
Demolition Permit	2	0	0	0	\$32,400.00	\$165.00
Sign Permit	2	1	0	0	\$22,000.00	\$410.00
Manufactured Home Single Wide (R)	1	15	0	0	\$5,000.00	\$265.00
Manufactured Home Double Wide (R)	2	11	0	1	\$347,000.00	\$785.00
Zoning - Single Family	7	0	0	0	\$0.00	\$420.00

Perk/Recert Authorization	7	0	0	0	\$0.00	\$175.00
Zoning - Miscellaneous	8	0	0	0	\$0.00	\$495.00
Totals	102	216	0	9	\$2,755,472.27	\$14,386.97
Average		8	0	0	\$105,979.70	\$553.35

**Vance County Planning & Development's
Tax Office PERMIT Report
11/01/23 to 11/27/23**

Project Number	Project Description	Permit Issued Date	Short Address	Owner Name	Square Footage	Value	Building - Bathrooms	Building - Bedrooms	Parcel ID
ACC - 23 - 1250	Prefab on cement slab	11/09/2023	448 Tristen Ln.	Scott Spiva	720	\$16,000.00			
ACC - 23 - 1269	prefab building	11/02/2023	143 County Line Park Rd.	Frisbie Robert N Frisbie Rebecca	600	\$5,000.00			0577 02014
ACC - 23 - 1286	30x40 storage bldg.	11/02/2023	185 Queens Ln.	Franklin John Michael	1,200	\$30,000.00			0355 01020
ACC - 23 - 1327	Pole barn	11/07/2023	9191 Hicksboro Rd.	Carrillo Jose Isabel	2,400	\$13,000.00			0350 02050
ACC - 23 - 1344	Carport on cement slab	11/03/2023	1202 Mccoin Ave.	Wlk Llc	660	\$5,000.00			0006 10009
ACC - 23 - 1389	single wide as a storage building	11/20/2023	166 Small Pond Ln.	Erika Cuadalupe Vazquez	660	\$4,500.00			0378 01010
Building Accessory (R)									
Total Value		\$73,500.00	(Avg.: \$12,250.00)						
Total Square Footage		6,240.00	(Avg.: 1,040.00)						
Permits Issued:		6							
DECK - 23 - 1392	deck and walkway	11/27/2023	104 Westlake Dr.	Roche George L Sr Roche Lois M	562	\$20,200.00			0218A01003

Building Accessory (R) - Deck/RampTotal Value **\$20,200.00** (Avg.: \$20,200.00)Total Square Footage **562.00** (Avg.: 562.00)Permits Issued: **1**

MOD - 23 - 1398	modular single family residence	11/16/2023	1048 Dick Smith Rd.	Pendergrass Timothy Dalton	1,991	\$379,515.00	2	4	0483 01013
-----------------	---------------------------------	------------	---------------------	----------------------------	-------	--------------	---	---	------------

Building New Modular (R)Total Value **\$379,515.00** (Avg.: \$379,515.00)Total Square Footage **1,991.00** (Avg.: 1,991.00)Permits Issued: **1**

SFR - 23 - 1239	single family home	11/02/2023	2616 Horseshoe Bend Rd.	Nystrom Erik Nystrom Caroline	1,911	\$380,000.00	2	3	0429 01008
-----------------	--------------------	------------	-------------------------	----------------------------------	-------	--------------	---	---	------------

SFR - 23 - 1278	single family residence	11/03/2023	2599 Nutbush Rd.	Creech Antoinette R Deceased	2,280	\$275,000.00	2	3	0595 01019
-----------------	-------------------------	------------	------------------	---------------------------------	-------	--------------	---	---	------------

SFR - 23 - 1393	single family residence	11/21/2023	1527 St Andrews Church Rd.	Brame Steven B Brame Hillary K	4,230	\$714,000.00	2.5	3	0209 02050
-----------------	-------------------------	------------	----------------------------	-----------------------------------	-------	--------------	-----	---	------------

Building New Single Family (R)Total Value **\$1,369,000.00** (Avg.: \$456,333.33)Total Square Footage **8,421.00** (Avg.: 2,807.00)Permits Issued: **3**

RMODL - 23 - 1275	Repair damage caused by water to kitchen and hvac unit	11/01/2023	90 Carolina Woods Dr.	Hoyle William D Hoyle Virginia	1,100	\$28,000.00	2.5	3	0410G01054
RMODL - 23 - 1312	roof top solar panels	11/07/2023	566 Woodsworth Rd.	Neal Jeffrey A. & Cheryl A.	1,154	\$11,204.00			0303 02045
RMODL - 23 - 1342	remodel from fire	11/01/2023	916 Eaton St.	Kaneshiro Kelii Kaneshiro Brandee L M	900	\$5,000.00	2	3	0079 05001
RMODL - 23 - 1380	Finish upstairs	11/16/2023	384 Johnnie Evans Rd.	Przeslak Bryan Ronald Przeslak Joan Lori	1,949	\$29,900.00	2	1	0583 01045
RMODL - 23 - 1412	demo deck and make larger and add sliding doors	11/27/2023	1101 S Lake Lodge Rd.	Taylor Richard Jonathan	400	\$20,000.00			0456 02024

Building Remodel (R)

Total Value **\$94,104.00** (Avg.: \$18,820.80)

Total Square Footage **5,502.80** (Avg.: 1,100.56)

Permits Issued: **5**

CU - 23 - 1243	Adding antennas and OVP box, and swapping co-ax for hybrid cable	11/03/2023	971 Rock Spring Church Rd.	CLARK RITA	250	\$15,000.00			0302 01006A
CU - 23 - 1362	Add and/or relocate approximately 124 sprinklers to accommodate new wall/ceiling installation	11/07/2023	235 RALEIGH Rd.	MR WILLIAMS	4,921	\$42,875.00			

CU - 23 - 1405	Hook up factory installed captive aire tank fire suppression system in a pre-piped captive aire hood	11/15/2023	105 Parkview Dr East	NORTHPARK ASSOCIATES INC	17,937	\$1,800.00			0210 06008
----------------	--	------------	----------------------	--------------------------	--------	------------	--	--	------------

Building Upfit/Remodel (C)

Total Value	\$59,675.00	(Avg.: \$19,891.67)
Total Square Footage	23,108.00	(Avg.: 7,702.67)
Permits Issued:	3	

DEMO - 23 - 1366	demo	11/07/2023	61 Trey Ln.	Seneff Melba F		\$1,000.00			0541 01006A
DEMO - 23 - 1331	Demolition of split level fire damaged house	11/01/2023	1480 Spring Valley Lake Rd.	Knight Paul A & Marlene		\$31,400.00			0202 01005

Demolition Permit

Total Value	\$32,400.00	(Avg.: \$16,200.00)
Total Square Footage	0.00	(Avg.: 0.00)
Permits Issued:	2	

DWMH - 23 - 1284	double wide single family residence	11/01/2023	236 Lydia Ln.	Collier Audrey Dickerson		\$158,000.00	2	3	0403B01008
DWMH - 23 - 1320	double wide single family residence	11/06/2023	3736 Egypt Mountain Rd.			\$189,000.00	2	3	0486 01012

Manufactured Home Double Wide (R)

Total Value	\$347,000.00	(Avg.: \$173,500.00)
-------------	---------------------	----------------------

Total Square Footage	0.00	(Avg.: 0.00)
Permits Issued:	2	

SWMH - 23 - 1352	single wide single residence	11/07/2023	10661 Hicksboro Rd.	Keeton Marvin E li	\$5,000.00	2	3	0328 02032
------------------	------------------------------	------------	---------------------	--------------------	------------	---	---	------------

Manufactured Home Single Wide (R)		
Total Value	\$5,000.00	(Avg.: \$5,000.00)
Total Square Footage	0.00	(Avg.: 0.00)
Permits Issued:	1	

TOTALS:	Square Footage:	45,824.80	(Avg.: 1,909.37)
	Value:	\$2,380,394.00	(Avg.: \$99,183.08)
	Total Projects:	24	
	Permits Issued:	24	

DATE 10/31/23 100 REAL AND LISTED PERSONAL
 TIME 17:23:30 REVENUE UNIT: ALL
 USER VNCARRIE

VANCE COUNTY
 LEVY COLLECTED REPORT
 AS OF RUN DATE

REVENUE UNIT/YEAR

PAGE 1
 PROG# CL2237

YEAR	REVENUE UNIT CHARGE TYPE	(A) LEVY ORIG/DISC	DISC BILLS INCL IN (A)	(B) LEVY PAID/DCNTS	DISCOUNTS INCL IN (B)	(C) NET ABATEMENTS	B-C/A COLL %	LEVY OUTSTANDING
2000	00 VANCE COUNTY TAXES	122,344.23		100,228.75		21,524.95		590.52
	A ASSESSMENT	27,900.00		17,234.52		10,665.48		
	L LATE LISTING	86.71		6.59		80.12		
	* YEAR TOTAL	150,330.94		117,469.87		32,270.55	99.61	590.52
2001	00 VANCE COUNTY TAXES	199,122.20		130,770.33		67,251.26		1,100.61
	A ASSESSMENT	37,026.89		23,726.14		13,305.75		
	L LATE LISTING	165.27		136.23		29.14		
	* YEAR TOTAL	236,314.36		154,632.66		80,581.15	99.54	1,100.61
2002	00 VANCE COUNTY TAXES	240,406.36		203,439.02		36,576.44		390.96
	A ASSESSMENT	46,875.00		35,174.85		11,700.15		
	L LATE LISTING	2,745.36		1,370.39		1,374.99		
	* YEAR TOTAL	290,026.74		239,984.26		49,651.58	99.87	390.96
2003	00 VANCE COUNTY TAXES	289,381.07		261,916.71		25,468.10		1,996.26
	A ASSESSMENT	60,244.20		49,900.92		10,268.28		75.00
	L LATE LISTING	2,607.42		1,566.00		1,001.37		40.05
	* YEAR TOTAL	352,232.69		313,383.63		36,737.75	99.41	2,111.31
2004	00 VANCE COUNTY TAXES	379,828.78	901.28	355,995.75		22,931.48		900.55
	A ASSESSMENT	71,100.00		62,517.42		8,507.58		75.00
	L LATE LISTING	1,352.83		1,005.40		310.58		36.85
	* YEAR TOTAL	452,281.61	901.28	419,519.57		31,749.64	99.78	1,012.40
2005	00 VANCE COUNTY TAXES	617,234.18		591,141.37		13,372.30		12,720.51
	A ASSESSMENT	227,695.00		117,151.63		3,497.00		7,046.37
	L LATE LISTING	1,996.39		1,558.42		34.31		403.66
	* YEAR TOTAL	746,925.57		709,851.42		16,903.61	97.30	20,170.54
2006	00 VANCE COUNTY TAXES	4,705,577.14	11,816.19	4,600,809.15		13,682.00		11,105.95
	A ASSESSMENT	647,352.04		634,553.40		4,059.81		8,728.83
	L LATE LISTING	5,123.65		4,500.50		130.22		492.93
	* YEAR TOTAL	5,358,072.83	11,816.19	5,319,863.05		17,882.03	99.63	20,327.75
2007	00 VANCE COUNTY TAXES	16,516,588.58	21,869.50	16,486,568.06		17,697.59		12,323.03

DATE 10/31/23 100 REAL AND LISTED PERSONAL
 TIME 17:23:30 REVENUE UNIT: ALL
 USER VNCARRIE

VANCE COUNTY
 LVVY COLLECTED REPORT
 AS OF RUN DATE

REVENUE UNIT/YEAR

PAGE 2
 PROG# CL2237

YEAR	REVENUE UNIT CHARGE TYPE	(A) LEVY ORIG/DISC	DISC BILLS INCL IN (A)	(B) LEVY PAID/DSCNTS	DISCOUNTS INCL IN (B)	(C) NET ABATMENTS	B+C/A COLL %	LEVY OUTSTANDING
	A ASSESSMENT	1,780,913.04		1,758,391.28		5,057.94		6,463.82
	L LATE LISTING	7,783.59		7,507.42		44.63		231.54
	* YEAR TOTAL	18,305,285.31	21,869.50	18,262,466.76		23,800.16	99.90	19,018.39
2008 00	VANCE COUNTY TAXES	18,501,368.11	36,640.61	18,463,929.31		24,998.93		12,439.87
	A ASSESSMENT	1,934,885.01		1,917,267.85		8,405.69		9,211.47
	L LATE LISTING	7,805.78		7,242.19		121.65		441.94
	* YEAR TOTAL	20,444,058.90	36,640.61	20,388,439.35		33,526.27	99.90	22,093.28
2009 00	VANCE COUNTY TAXES	18,208,394.81	3,665.66	18,164,642.23		30,537.62		13,214.95
	A ASSESSMENT	1,934,672.50		1,914,663.09		12,169.50		6,839.91
	L LATE LISTING	10,545.82		10,093.63		85.69		366.45
	* YEAR TOTAL	20,153,613.13	3,665.66	20,085,399.00		41,792.81	99.89	22,421.32
2010 00	VANCE COUNTY TAXES	18,236,686.34	7,148.78	18,157,516.45		56,274.36		12,895.53
	A ASSESSMENT	1,959,510.00		1,927,901.50		21,425.00		10,183.50
	L LATE LISTING	20,586.48		14,849.74		5,343.32		393.42
	* YEAR TOTAL	20,216,782.82	7,148.78	20,110,267.69		83,042.68	99.89	23,472.45
2011 00	VANCE COUNTY TAXES	18,773,059.43	238,861.15	18,445,710.07		308,344.16		18,005.20
	A ASSESSMENT	2,029,845.00	15,218.00	1,967,014.26		51,636.77		11,193.97
	L LATE LISTING	64,093.56	52,876.14	42,478.31		19,260.29		2,354.96
	* YEAR TOTAL	20,866,997.99	306,947.33	20,456,202.64		379,241.22	99.85	31,554.13
2012 00	VANCE COUNTY TAXES	19,656,450.38	424,167.90	19,253,082.50		408,811.91		14,555.97
	A ASSESSMENT	2,046,087.50	27,357.50	1,972,463.35		58,149.08		15,475.07
	L LATE LISTING	82,972.04	64,306.93	53,404.54		27,603.00		1,964.50
	* YEAR TOTAL	21,785,509.52	515,832.33	21,258,950.39		494,563.99	99.86	31,995.54
2013 00	VANCE COUNTY TAXES	19,746,595.08	164,244.68	19,451,713.96		271,933.54		22,897.58
	A ASSESSMENT	2,036,960.00	8,885.00	1,972,002.91		49,430.32		15,526.77
	L LATE LISTING	42,307.82	19,399.94	34,333.84		3,806.29		4,267.89
	* YEAR TOTAL	21,825,862.90	192,529.62	21,458,050.71		325,220.15	99.81	42,592.04
2014 00	VANCE COUNTY TAXES	19,826,172.17	170,007.59	19,618,027.30		179,364.92		28,779.53
	A ASSESSMENT	2,080,300.00	22,100.00	1,960,883.84		31,167.50		8,248.66
	L LATE LISTING	37,614.91	19,555.75	24,417.89		6,932.36		6,264.66

YEAR	REVENUE UNIT CHARGE TYPE	(A) LEVY ORIG/DISC	DISC BILLS INCL IN (A)	(B) LEVY PAID/DSCNTS	DISCOUNTS INCL IN (B)	(C) NET ABATEMENTS	B+C/A CCLL †	LEVY OUTSTANDING
*	YEAR TOTAL	21,864,087.08	211,662.84	21,603,329.03		217,464.78	99.81	43,293.27
2015	00 VANCE COUNTY TAXES	20,450,290.21	920,421.25	19,797,951.97		641,369.11		20,969.13
	A ASSESSMENT	1,957,485.00	18,345.00	1,938,353.57		12,595.00		6,536.43
	L LATE LISTING	109,092.95	101,049.00	25,802.13		82,488.30		802.52
*	YEAR TOTAL	22,526,868.16	1,039,815.25	21,762,107.67		736,452.41	99.88	28,308.08
2016	00 VANCE COUNTY TAXES	20,199,539.22	322,317.42	19,865,558.43		215,232.22		115,148.57
	A ASSESSMENT	2,062,720.00	58,795.00	2,010,863.28		26,877.50		24,979.22
	L LATE LISTING	49,532.87	42,771.38	28,323.53		9,516.02		1,693.32
*	YEAR TOTAL	22,312,192.09	423,883.80	21,914,745.24		255,625.74	99.37	141,821.11
2017	00 VANCE COUNTY TAXES	20,528,473.74	180,311.12	20,328,345.74		105,948.09		99,179.91
	A ASSESSMENT	2,037,630.00	3,570.00	2,000,258.16		12,810.00		24,561.84
	L LATE LISTING	34,560.52	10,937.23	25,042.16		679.41		8,838.95
*	YEAR TOTAL	22,600,664.25	194,818.35	22,353,646.06		120,437.50	99.44	126,580.70
2018	00 VANCE COUNTY TAXES	20,990,546.58	124,350.57	20,842,090.57		119,810.59		28,645.42
	A ASSESSMENT	2,171,323.00	4,011.00	2,138,896.57		8,064.00		24,362.43
	L LATE LISTING	26,266.24	6,802.35	21,532.16		1,409.90		2,924.18
*	YEAR TOTAL	23,188,135.32	135,163.92	23,002,515.30		129,284.49	99.76	55,932.03
2019	00 VANCE COUNTY TAXES	21,052,989.17	140,269.99	20,960,410.48		52,737.41		39,341.28
	A ASSESSMENT	2,166,437.00	3,829.00	2,137,677.89		6,036.00		22,753.20
	L LATE LISTING	34,379.46	13,825.39	25,974.81		5,244.12		3,160.53
*	YEAR TOTAL	23,253,805.63	157,924.38	23,124,063.09		63,987.53	99.72	65,755.01
2020	00 VANCE COUNTY TAXES	21,173,529.25	89,190.52	21,044,544.91		64,744.80		64,239.54
	A ASSESSMENT	2,271,357.00	4,131.00	2,231,571.97		4,995.00		34,790.03
	L LATE LISTING	52,176.60	6,613.84	48,945.18		780.44		2,450.98
*	YEAR TOTAL	23,497,062.85	99,935.36	23,325,062.06		70,520.24	99.57	102,480.55
2021	00 VANCE COUNTY TAXES	21,471,605.30	84,821.75	21,259,324.80		79,983.47		132,297.03
	A ASSESSMENT	2,305,915.00	2,515.00	2,256,271.32		5,640.00		44,303.68
	L LATE LISTING	32,663.62	6,175.47	27,088.54		3,189.07		2,386.01
*	YEAR TOTAL	23,810,183.92	93,522.22	23,542,684.65		88,812.54	99.25	178,686.72

DATE 10/31/23 100 REAL AND LISTED PERSONAL
 TIME 17:23:30 REVENUE UNIT: ALL
 USER VNCARRIE

VANCE COUNTY
 LEVY COLLECTED REPORT
 AS OF RUN DATE

REVENUE UNIT/YEAR

PAGE 4
 PROG# CL2237

YEAR	REVENUE UNIT CHARGE TYPE	(A) LEVY ORIG/DISC	DISC BILLS INCL IN (A)	(B) LEVY PAID/MSCTS	DISCOUNTS INCL IN (B)	(C) NET ABATEMENTS	B+C/A COLL %	LEVY OUTSTANDING
2022	00 VANCE COUNTY							
	TAXES	22,166,178.57	169,631.03	21,610,515.31		146,415.30		409,247.96
	A ASSESSMENT	2,313,978.00	7,818.00	2,217,984.60		6,053.00		102,046.40
	L LATE LISTING	43,014.65	9,434.30	35,729.23		2,115.90		5,169.57
	* YEAR TOTAL	24,523,171.22	186,883.33	23,864,229.14		142,478.20	97.90	516,463.86
2023	00 VANCE COUNTY							
	TAXES	22,670,053.98	111,551.60	6,299,846.78		44,868.83		16,325,338.37
	A ASSESSMENT	2,359,406.00	5,006.00	688,730.18		3,720.00		1,656,955.82
	L LATE LISTING	62,277.11	18,027.24	14,626.43		3,658.54		43,992.14
	* YEAR TOTAL	25,091,737.09	134,584.84	7,003,203.39		52,247.37	28.12	18,036,286.33
**	REV UNIT TOT	383,852,203.83	3,775,543.55	360,794,470.58		3,524,274.39	91.92	19,533,458.86

DATE 10/31/23 100 REAL AND LISTED PERSONAL
 TIME 17:23:30 REVENUE UNIT: ALL
 USER VNCARRIE

VANCE COUNTY
 LEVY COLLECTED REPORT
 AS OF RUN DATE

REVENUE UNIT/YEAR

PAGE 14
 PROG# 02237

YEAR	REVENUE UNIT CHARGE TYPE	(A) LEVY ORIG/DISC	DISC BILLS INCL IN (A)	(B) LEVY PAID/DSCNTS	DISCOUNTS INCL IN (B)	(C) NET ABATEMENTS	B-C/A COLL %	LEVY OUTSTANDING
2002	12 FIRE DISTRICT TAXES	4,124.55		3,317.20		807.35		
	* YEAR TOTAL	4,124.55		3,317.20		807.35	100.00	
2003	12 FIRE DISTRICT TAXES	6,729.53		6,056.55		604.96		68.02
	* YEAR TOTAL	6,729.53		6,056.55		604.96	98.99	68.02
2004	12 FIRE DISTRICT TAXES	8,740.21	28.59	8,189.80		517.65		32.76
	* YEAR TOTAL	8,740.21	28.59	8,189.80		517.65	99.63	32.76
2005	12 FIRE DISTRICT TAXES	13,511.98		12,975.97		232.94		303.07
	L LATE LISTING			.20		.20		
	* YEAR TOTAL	13,511.98		12,976.17		232.74	97.76	303.07
2006	12 FIRE DISTRICT TAXES	89,836.07	404.13	89,343.34		229.94		262.79
	* YEAR TOTAL	89,836.07	404.13	89,343.34		229.94	99.71	262.79
2007	12 FIRE DISTRICT TAXES	342,310.78	723.66	341,760.63		278.37		271.78
	* YEAR TOTAL	342,310.78	723.66	341,760.63		278.37	99.93	271.78
2008	12 FIRE DISTRICT TAXES	397,167.68	1,220.07	396,425.66		453.96		288.06
	L LATE LISTING			.21		.21		
	* YEAR TOTAL	397,167.68	1,220.07	396,425.87		453.75	99.93	288.06
2009	12 FIRE DISTRICT TAXES	403,358.41	120.39	402,499.70		518.36		340.35
	L LATE LISTING			1.26		1.58		.32
	* YEAR TOTAL	403,358.41	120.39	402,500.96		516.78	99.92	340.67
2010	12 FIRE DISTRICT TAXES	402,067.02	235.37	400,832.99		867.87		366.16
	L LATE LISTING			1.98		2.30		.32
	* YEAR TOTAL	402,067.02	235.37	400,834.97		865.57	99.91	366.48
2011	12 FIRE DISTRICT TAXES	413,720.18	4,866.84	406,949.71		6,420.56		349.91

YEAR	REVENUE UNIT CHARGE TYPE	(A) LEVY ORIG/DISC	DISC BILLS INCL IN (A)	(B) LEVY PAID/DSCNTS	DISCOUNTS INCL IN (B)	(C) NET ABATEMENTS	B-C/A COLT. %	LEVY OUTSTANDING
	L LATE LISTING	1,123.56	859.87	682.14		418.87		22.55
	* YEAR TOTAL	414,843.74	5,746.71	407,631.65		6,839.43	99.92	372.46
2012	12 FIRE DISTRICT TAXES	666,994.21	7,263.01	634,865.29		31,732.51		356.41
	L LATE LISTING	1,961.06	1,180.07	1,510.90		419.33		30.83
	* YEAR TOTAL	668,955.27	8,443.08	636,376.19		32,151.84	99.94	427.24
2013	12 FIRE DISTRICT TAXES	655,653.87	4,628.49	648,886.32		6,332.75		434.80
	L LATE LISTING	1,340.28	323.26	1,169.96		139.73		30.59
	* YEAR TOTAL	656,994.15	4,951.75	650,686.28		6,472.48	99.93	465.39
2014	12 FIRE DISTRICT TAXES	649,950.55	5,833.35	644,668.02		4,815.50		467.13
	L LATE LISTING	1,199.60	428.65	923.91		195.99		80.18
	* YEAR TOTAL	651,150.45	6,254.00	645,591.73		5,011.49	99.92	547.23
2015	12 FIRE DISTRICT TAXES	647,489.28	7,381.65	640,762.68		6,094.65		631.95
	L LATE LISTING	1,625.22	1,352.19	446.51		1,154.97		23.74
	* YEAR TOTAL	649,114.50	8,733.84	641,209.19		7,249.62	99.90	655.69
2016	12 FIRE DISTRICT TAXES	658,468.94	10,245.97	642,297.64		10,862.30		5,329.01
	L LATE LISTING	849.94	630.98	389.25		420.73		39.96
	* YEAR TOTAL	659,338.89	10,876.95	642,686.89		11,283.03	99.13	5,368.97
2017	12 FIRE DISTRICT TAXES	671,651.68	8,549.96	664,921.99		2,481.20		4,328.43
	L LATE LISTING	1,472.02	481.92	1,027.85		27.82		416.35
	* YEAR TOTAL	673,123.70	9,031.88	665,949.84		2,429.02	99.30	4,744.84
2018	12 FIRE DISTRICT TAXES	1,008,071.62	6,484.71	1,004,177.45		2,617.14		1,277.03
	L LATE LISTING	1,484.04	270.97	1,271.00		71.71		141.33
	* YEAR TOTAL	1,009,555.66	6,755.68	1,005,448.45		2,688.85	99.86	1,418.36
2019	12 FIRE DISTRICT TAXES	1,404,011.64	9,870.44	1,398,916.01		2,768.48		2,327.15
	L LATE LISTING	1,879.61	348.23	1,535.06		249.17		95.38
	* YEAR TOTAL	1,405,891.25	6,218.67	1,400,451.07		3,017.65	99.83	2,422.53

DATE 10/31/21 100 REAL AND LISTED PERSONAL
 TIME 17:23:30 REVENUE UNIT: ALL
 USER VNCARRIE

VANCE COUNTY
 LEVY COLLECTED REPORT
 AS OF RUN DATE

REVENUE UNIT/YEAR

PAGE 16
 PRG# C12237

YEAR	REVENUE UNIT CHARGE TYPE	(A) LEVY ORIG/DISC	DISC BILLS INCL IN (A)	(B) LEVY PAID/DSCNTS	DISCOUNTS INCL IN (E)	(C) NET ABATEMENTS	B-C/A COLL %	LEVY OUTSTANDING
2020	12 FIRE DISTRICT TAXES	1,416,577.68	6,119.81	1,410,072.36		2,224.82		4,280.50
	L LATE LISTING	4,391.54	411.37	4,158.55		56.70		176.25
	* YEAR TOTAL	1,420,969.22	6,561.18	1,414,230.95		2,281.52	99.69	4,456.75
2021	12 FIRE DISTRICT TAXES	1,437,168.53	7,070.34	1,421,332.32		6,807.53		9,028.68
	L LATE LISTING	2,755.69	424.74	2,355.52		210.01		190.16
	* YEAR TOTAL	1,439,924.22	7,495.08	1,423,687.84		7,017.54	99.56	9,218.84
2022	12 FIRE DISTRICT TAXES	1,492,092.59	11,731.68	1,453,455.28		11,465.14		27,172.17
	L LATE LISTING	2,957.16	611.35	2,486.68		90.92		379.56
	* YEAR TOTAL	1,495,049.75	12,343.03	1,455,941.96		11,556.06	98.16	27,551.73
2023	12 FIRE DISTRICT TAXES	1,533,648.95	10,106.59	437,700.20		3,597.08		1,092,351.57
	L LATE LISTING	4,319.83	1,552.64	1,030.78		304.76		2,984.29
	* YEAR TOTAL	1,537,968.68	11,659.23	438,730.98		3,901.84	28.79	1,095,335.86
	** REV UNIT TOT	14,350,725.71	107,803.29	13,085,398.71		106,407.48	91.96	1,154,919.52
	*** GROUP TOTAL	490,968,948.88	5,297,519.17	460,767,377.40		4,843,327.15	94.80	25,558,244.33

DATE 10/31/23 125 GAP VEHICLE BILLING
 TIME 17:23:30 REVENUE UNIT: ALL
 USER UNCARRIE

VANCE COUNTY
 LEVY COLLECTED REPORT
 AS OF RUN DATE

REVENUE UNIT/YEAR

PAGE 17
 PROG# CL2237

YEAR	REVENUE UNIT CHARGE TYPE	(A) LEVY ORIG/DISC	DISC BILLS INCL IN (A)	(B) LEVY PAID/DISCNTS	DISCOUNTS INCL IN (E)	(C) NET ABATEMENTS	B+C/A COLL %	LEVY OUTSTANDING
2017 00	VANCE COUNTY TAXES	22,989.27		11,033.68		4,331.69		7,623.90
*	YEAR TOTAL	22,989.27		11,033.68		4,331.69	66.84	7,623.90
2018 00	VANCE COUNTY TAXES	66,330.10	66,330.10	33,548.56		6,240.24		26,541.30
*	YEAR TOTAL	66,330.10	66,330.10	33,548.56		6,240.24	59.99	26,541.30
2019 00	VANCE COUNTY TAXES	90,160.12	90,160.12	48,077.71		6,603.59		35,478.82
*	YEAR TOTAL	90,160.12	90,160.12	48,077.71		6,603.59	60.65	35,478.82
2020 00	VANCE COUNTY TAXES	78,846.04	78,846.04	45,194.87		475.30		33,175.87
*	YEAR TOTAL	78,846.04	78,846.04	45,194.87		475.30	57.93	33,175.87
2021 00	VANCE COUNTY TAXES	63,703.55	63,703.55	38,720.75		745.66		24,237.14
*	YEAR TOTAL	63,703.55	63,703.55	38,720.75		745.66	61.96	24,237.14
2022 00	VANCE COUNTY TAXES	109,903.14	109,903.14	54,526.55		1,532.47		53,844.12
*	YEAR TOTAL	109,903.14	109,903.14	54,526.55		1,532.47	51.01	53,844.12
2023 00	VANCE COUNTY TAXES	103,961.92	103,961.92	11,815.71		1,583.00		90,563.21
*	YEAR TOTAL	103,961.92	103,961.92	11,815.71		1,583.00	12.89	90,563.21
2024 00	VANCE COUNTY TAXES	7,125.11	7,125.11					7,125.11
*	YEAR TOTAL	7,125.11	7,125.11					7,125.11
**	REV UNIT TOT	543,019.25	520,029.98	242,917.83		22,511.95	48.70	278,589.47

DATE 10/31/23 125 GAP VEHICLE BILLING
 TIME 17:23:30 REVENUE UNIT: ALL
 USER UNCARRIE

VANCE COUNTY
 LEVY COLLECTED REPORT
 AS OF RUN DATE

REVENUE UNIT/YEAR

PAGE 21
 PROG# CL2237

YEAR	REVENUE UNIT CHARGE TYPE	(A) LEVY ORIG/DISC	DISC BILLS INCL IN (A)	(B) LEVY PAID/DSCNTS	DISCOUNTS INCL IN (B)	(C) NET ABATMENTS	B-C/A COLL %	LEVY OUTSTANDING
2017	12 FIRE DISTRICT TAXES	840.29		426.68		146.16		267.45
	* YEAR TOTAL	840.29		426.68		146.16	68.18	267.45
2018	12 FIRE DISTRICT TAXES	2,770.77	2,770.77	1,449.91		317.54		1,003.32
	* YEAR TOTAL	2,770.77	2,770.77	1,449.91		317.54	63.79	1,003.32
2019	12 FIRE DISTRICT TAXES	5,467.24	5,467.24	3,076.50		337.41		2,053.33
	* YEAR TOTAL	5,467.24	5,467.24	3,076.50		337.41	62.45	2,053.33
2020	12 FIRE DISTRICT TAXES	5,543.50	5,543.50	3,302.34		.58		2,240.58
	* YEAR TOTAL	5,543.50	5,543.50	3,302.34		.58	59.59	2,240.58
2021	12 FIRE DISTRICT TAXES	4,648.95	4,648.95	2,881.54		65.76		1,701.65
	* YEAR TOTAL	4,648.95	4,648.95	2,881.54		65.76	63.40	1,701.65
2022	12 FIRE DISTRICT TAXES	7,749.89	7,749.89	4,831.25		92.13		3,626.51
	* YEAR TOTAL	7,749.89	7,749.89	4,831.25		92.13	53.21	3,626.51
2023	12 FIRE DISTRICT TAXES	7,380.78	7,380.78	956.61		120.33		6,303.84
	* YEAR TOTAL	7,380.78	7,380.78	956.61		120.33	14.50	6,303.84
2024	12 FIRE DISTRICT TAXES	431.83	431.83					431.83
	* YEAR TOTAL	431.83	431.83					431.83
**	REV UNT TOT	34,833.25	33,992.96	16,124.93		1,079.91	49.40	17,628.51
***	GROUP TOTAL	729,700.64	699,669.07	317,523.81		28,762.06	47.46	383,414.77

DATE 10/31/23 150 PUBLIC UTILITIES
 TIME 17:23:30 REVENUE UNIT: ALL
 USER VNCARRIE

VANCE COUNTY
 LEVY COLLECTED REPORT
 AS OF RUN DATE

REVENUE UNIT/YEAR

PAGE 22
 PROG# CL2237

YEAR	REVENUE UNIT CHARGE TYPE	(A) LEVY ORIG/DISC	DISC BILLS INCL IN (A)	(B) LEVY PAID/DSCNTS	DISCOUNTS INCL IN (B)	(C) NET ABATEMENTS	B+C/A COLL %	LEVY OUTSTANDING
2003	00 VANCE COUNTY TAXES	77.41		74.57		2.84		
	* YEAR TOTAL	77.41		74.57		2.84	100.00	
2006	00 VANCE COUNTY TAXES	354,990.15		354,990.15				
	* YEAR TOTAL	354,990.15		354,990.15			100.00	
2007	00 VANCE COUNTY TAXES	559,394.08		559,354.08				
	L LATE LISTING	12.67		12.67				
	* YEAR TOTAL	559,406.75		559,406.75			100.00	
2008	00 VANCE COUNTY TAXES	641,262.39		641,262.39				
	* YEAR TOTAL	641,262.39		641,262.39			100.00	
2009	00 VANCE COUNTY TAXES	622,975.47		622,975.47				
	L LATE LISTING	24.24		24.24				
	* YEAR TOTAL	622,999.71		622,999.71			100.00	
2010	00 VANCE COUNTY TAXES	605,674.17		605,674.17				
	* YEAR TOTAL	605,674.17		605,674.17			100.00	
2011	00 VANCE COUNTY TAXES	609,356.48		609,356.48				
	* YEAR TOTAL	609,356.48		609,356.48			100.00	
2012	00 VANCE COUNTY TAXES	607,921.29		607,921.29				
	* YEAR TOTAL	607,921.29		607,921.29			100.00	
2013	00 VANCE COUNTY TAXES	608,310.46		608,310.46				
	* YEAR TOTAL	608,310.46		608,310.46			100.00	
2014	00 VANCE COUNTY TAXES	609,191.68		609,191.68				
	* YEAR TOTAL	609,191.68		609,191.68			100.00	

DATE 10/31/23 150 PUBLIC UTILITIES
 TIME 17:23:20 REVENUE UNIT: ALL
 USER UNCARRIE

VANCE COUNTY
 LEVY COLLECTED REPORT
 AS OF RUN DATE

REVENUE UNIT/YEAR

PAGE 23
 PROG# 012237

YEAR	REVENUE UNIT CHARGE TYPE	(A) LEVY ORIG/DISC	DISC BILLS INCL IN (A)	(B) LEVY PAID/DSCNTS	DISCOUNTS INCL IN (B)	(C) NET ABATEMENTS COLL %	B+C/A	LEVY OUTSTANDING
2015	00 VANCE COUNTY TAXES	688,091.16	24.26	688,076.32		1.58		13.26
	* YEAR TOTAL	688,091.16	24.26	688,076.32		1.58	100.00	13.26
2016	00 VANCE COUNTY TAXES	779,311.38		779,311.38				
	* YEAR TOTAL	779,311.38		779,311.38			100.00	
2017	00 VANCE COUNTY TAXES	784,322.66		784,322.66				
	L LATE LISTING			60.52		60.52-		
	* YEAR TOTAL	784,322.66		784,383.18		60.52-100.00		
2018	00 VANCE COUNTY TAXES	802,318.43		802,318.43				
	* YEAR TOTAL	802,318.43		802,318.43			100.00	
2019	00 VANCE COUNTY TAXES	888,627.43		888,627.43				
	* YEAR TOTAL	888,627.43		888,627.43			100.00	
2020	00 VANCE COUNTY TAXES	830,778.65		830,778.65				
	* YEAR TOTAL	830,778.65		830,778.65			100.00	
2021	00 VANCE COUNTY TAXES	938,374.78		858,154.58		80,220.20		
	* YEAR TOTAL	938,374.78		858,154.58		80,220.20	100.00	
2022	00 VANCE COUNTY TAXES	872,784.03		872,219.49				564.54
	* YEAR TOTAL	872,784.03		872,219.49			99.94	564.54
2023	00 VANCE COUNTY TAXES	653,731.00		20,014.02				633,716.98
	* YEAR TOTAL	653,731.00		20,014.02			3.07	633,726.98
	** REV UNT TOT	12,457,530.01	24.26	11,743,071.13		80,164.10	94.91	634,294.78

DATE 10/31/23 150 PUBLIC UTILITIES
 TIME 17:23:30 REVENUE UNIT: ALL
 USER VNCARRIE

VANCE COUNTY
 LEVY COLLECTED REPORT
 AS OF RUN DATE

REVENUE UNIT/YEAR

PAGE 30
 PROG CL2237

YEAR	REVENUE UNIT CHARGE TYPE	(A) LEVY ORIG/DISC	DISC BILLS INCL IN (A)	(B) LEVY PAID/DISCNTS	DISCOUNTS INCL IN (B)	(C) NET ABATEMENTS	E-C/A COLL %	LEVY OUTSTANDING
2006	12 FIRE DISTRICT TAXES	7,269.34		7,269.34				
	* YEAR TOTAL	7,269.34		7,269.34			100.00	
2007	12 FIRE DISTRICT TAXES	9,800.62		9,800.62				
	* YEAR TOTAL	9,800.62		9,800.62			100.00	
2008	12 FIRE DISTRICT TAXES	10,987.24		10,987.24				
	* YEAR TOTAL	10,987.24		10,987.24			100.00	
2009	12 FIRE DISTRICT TAXES	10,969.95		10,969.95				
	* YEAR TOTAL	10,969.95		10,969.95			100.00	
2010	12 FIRE DISTRICT TAXES	10,818.60		10,818.60				
	* YEAR TOTAL	10,818.60		10,818.60			100.00	
2011	12 FIRE DISTRICT TAXES	11,212.98		11,212.98				
	* YEAR TOTAL	11,212.98		11,212.98			100.00	
2012	12 FIRE DISTRICT TAXES	17,464.01		17,464.01				
	* YEAR TOTAL	17,464.01		17,464.01			100.00	
2013	12 FIRE DISTRICT TAXES	17,835.77		17,835.77				
	* YEAR TOTAL	17,835.77		17,835.77			100.00	
2014	12 FIRE DISTRICT TAXES	18,076.29		18,076.29				
	* YEAR TOTAL	18,076.29		18,076.29			100.00	
2015	12 FIRE DISTRICT TAXES	21,895.14	1.06	21,894.47				.67
	* YEAR TOTAL	21,895.14	1.06	21,894.47			100.00	.67
2016	12 FIRE DISTRICT							

DATE 10/31/23 150 PUBLIC UTILITIES
 TIME 17:23:30 REVENUE UNIT: ALL
 USER VNCARRIE

VANCE COUNTY
 LEVY COLLECTED REPORT
 AS OF RUN DATE

REVENUE UNIT/YEAR

PAGE 31
 PROG# CL2237

YEAR	REVENUE UNIT CHARGE TYPE	(A) LEVY ORIG/DISC	DISC BILLS INCL IN (A)	(B) LEVY PAID/DSCNTS	DISCOUNTS INCL IN (B)	(C) NET ABATEMENTS	B+C/A COLL %	LEVY OUTSTANDING
	TAXES	24,653.10		24,653.10				
*	YEAR TOTAL	24,653.10		24,653.10			100.00	
2017 12	FIRE DISTRICT TAXES	24,951.20		24,951.20				
L	LATE LISTING			.75		.75		
*	YEAR TOTAL	24,951.20		24,951.95		.75	100.00	
2018 12	FIRE DISTRICT TAXES	37,572.73		37,572.73				
*	YEAR TOTAL	37,572.73		37,572.73			100.00	
2019 12	FIRE DISTRICT TAXES	56,126.67		56,126.67				
*	YEAR TOTAL	56,126.67		56,126.67			100.00	
2020 12	FIRE DISTRICT TAXES	52,363.46		52,363.46				
*	YEAR TOTAL	52,363.46		52,363.46			100.00	
2021 12	FIRE DISTRICT TAXES	60,639.63		55,599.39		5,040.24		
*	YEAR TOTAL	60,639.63		55,599.39		5,040.24	100.00	
2022 12	FIRE DISTRICT TAXES	57,420.18		57,419.65				.53
*	YEAR TOTAL	57,420.18		57,419.65			100.00	.53
2023 12	FIRE DISTRICT TAXES	49,490.82		1,333.70				48,107.12
*	YEAR TOTAL	49,490.82		1,333.70			2.80	48,107.12
**	REV UNIT TOT	499,547.73	1.06	446,399.52		5,039.49	90.37	48,108.32
***	GROUP TOTAL	16,752,874.50	28.53	15,827,384.69		109,481.73	95.13	816,008.08

DATE 10/31/23 200 REGISTERED VEHICLE
 TIME 17:23:30 REVENUE UNIT: ALL
 USER VNCARRIE

VANCE COUNTY
 LEVY COLLECTED REPORT
 AS OF RUN DATE

REVENUE UNIT/YEAR

PAGE 32
 PRGM# CL2237

YEAR	REVENUE UNIT CHARGE TYPE	(A) LEVY GRIG/DISC	DISC BILLS INCL IN (A)	(B) LEVY PAID/DSCNTE	DISCOUNTS INCL IN (B)	(C) NET ABATEMENTS	B+C/A COLL %	LEVY OUTSTANDING
2006	00 VANCE COUNTY TAXES	51,147.03		15,739.14		35,307.78		100.11
	* YEAR TOTAL	51,147.03		15,739.14		35,307.78	95.81	100.11
2001	00 VANCE COUNTY TAXES	61,032.85		19,463.85		41,562.69		6.31
	* YEAR TOTAL	61,032.85		19,463.85		41,562.69	99.99	5.31
2002	00 VANCE COUNTY TAXES	64,790.81		28,623.03		36,167.78		
	* YEAR TOTAL	64,790.81		28,623.03		36,167.78	100.00	
2003	00 VANCE COUNTY TAXES	65,201.36		33,554.98		31,645.38		
	* YEAR TOTAL	65,201.36		33,554.98		31,645.38	100.00	
2004	00 VANCE COUNTY TAXES	79,393.27		49,371.22		30,022.05		
	* YEAR TOTAL	79,393.27		49,371.22		30,022.05	100.00	
2005	00 VANCE COUNTY TAXES	232,362.23		203,491.76		40.07		28,830.40
	* YEAR TOTAL	232,362.23		203,491.76		40.07	87.60	28,830.40
2006	00 VANCE COUNTY TAXES	1,709,684.20		1,680,756.09		264.42		28,663.59
	L LATE LISTING	.30-		.30-				
	* YEAR TOTAL	1,709,683.90		1,680,755.79		264.42	98.33	28,663.59
2007	00 VANCE COUNTY TAXES	2,672,490.20		2,544,658.01		1,550.06		26,282.23
	* YEAR TOTAL	2,672,490.20		2,544,658.01		1,550.06	99.07	26,282.23
2008	00 VANCE COUNTY TAXES	2,377,859.90		2,354,449.35		623.51		22,787.00
	L LATE LISTING	.03-		.03-				
	* YEAR TOTAL	2,377,859.87		2,354,449.36		623.51	99.05	22,787.00
2009	00 VANCE COUNTY TAXES	2,026,433.15		2,000,055.16		1,922.37		24,455.62
	L LATE LISTING	.02-		.02-				
	* YEAR TOTAL	2,026,433.13		2,000,055.14		1,922.37	98.80	24,455.62

DATE 10/31/23 200 REGISTERED VEHICLE
 TIME 17:23:30 REVENUE UNIT: ALL
 USER VNCARRIE

VANCE COUNTY
 LEVY COLLECTED REPORT
 AS OF RUN DATE

REVENUE UNIT/YEAR

PAGE 33
 PROG# CL2237

YEAR	REVENUE UNIT CHARGE TYPE	(A) LEVY CRIG/DISC	DISC BILLS INCL IN (A)	(B) LEVY PAID/DSCNTS	DISCOUNTS INCL IN (B)	(C) NET ABATEMENTS	B+C/A COLL %	LEVY OUTSTANDING
2010	00 VANCE COUNTY TAXES	1,794,422.05	3,658.97	1,744,961.96		27,132.76		22,527.33
	* YEAR TOTAL	1,794,422.05	3,658.97	1,744,961.96		27,132.76	96.76	22,527.33
2011	00 VANCE COUNTY TAXES	2,231,343.97	11,437.28	2,159,720.48		49,341.36		22,282.13
	* YEAR TOTAL	2,231,343.97	11,437.28	2,159,720.48		49,341.36	99.03	22,282.13
2012	00 VANCE COUNTY TAXES	2,154,248.50	5,477.76	2,073,558.87		55,247.12		25,442.51
	* YEAR TOTAL	2,154,248.50	5,477.76	2,073,558.87		55,247.12	98.82	25,442.51
2013	00 VANCE COUNTY TAXES	1,319,211.80	5,342.72	1,268,898.47		30,063.25		20,250.08
	* YEAR TOTAL	1,319,211.80	5,342.72	1,268,898.47		30,063.25	93.47	20,250.08
2014	00 VANCE COUNTY TAXES	3,592.87	879.64	3,264.22		83.85		244.80
	* YEAR TOTAL	3,592.87	879.64	3,264.22		83.85	93.19	244.80
2015	00 VANCE COUNTY TAXES	310.14	310.14	291.18				18.96
	* YEAR TOTAL	310.14	310.14	291.18			93.89	18.96
**	REV UNIT TOT	16,843,524.08	27,106.51	16,280,857.46		340,975.45	98.69	221,691.17

DATE 10/31/23 200 REGISTERED VEHICLE
 TIME 17:23:30 REVENUE UNIT: ALL
 US3R VNCARRIE

VANCE COUNTY
 LEVY COLLECTED REPORT
 AS OF RUN DATE

REVENUE UNIT/YEAR

PAGE 40
 PRGM# CL2237

YEAR	REVENUE UNIT CHARGE TYPE	(A) LEVY ORIG/DISC	DISC BILLS INCL IN (A)	(B) LEVY PAID/DSCNTS	DISCOUNTS INCL IN (B)	(C) NET ABATEMENTS	B+C/A COLL %	LEVY OUTSTANDING
2002	12 FIRE DISTRICT TAXES	727.43		385.85		341.58		
	* YEAR TOTAL	727.43		385.85		341.58	100.00	
2003	12 FIRE DISTRICT TAXES	1,378.06		786.42		591.66		
	* YEAR TOTAL	1,378.06		786.42		591.66	100.00	
2004	12 FIRE DISTRICT TAXES	1,770.44		1,170.00		600.44		
	* YEAR TOTAL	1,770.44		1,170.00		600.44	100.00	
2005	12 FIRE DISTRICT TAXES	5,276.33		4,705.66		1.32		559.35
	* YEAR TOTAL	5,276.33		4,705.66		1.32	89.71	569.35
2006	12 FIRE DISTRICT TAXES	40,840.25		40,320.35		7.62		512.28
	* YEAR TOTAL	40,840.25		40,320.35		7.62	98.75	512.28
2007	12 FIRE DISTRICT TAXES	63,154.07		62,596.92		46.40		510.75
	* YEAR TOTAL	63,154.07		62,596.92		46.40	99.20	510.75
2008	12 FIRE DISTRICT TAXES	56,307.26		55,858.59		16.43		432.24
	* YEAR TOTAL	56,307.26		55,858.59		16.43	99.24	432.24
2009	12 FIRE DISTRICT TAXES	48,832.57		48,183.31		41.41		607.85
	* YEAR TOTAL	48,832.57		48,183.31		41.41	98.76	607.85
2010	12 FIRE DISTRICT TAXES	42,756.54	102.48	41,971.90		262.08		522.56
	* YEAR TOTAL	42,756.54	102.48	41,971.90		262.08	98.78	522.56
2011	12 FIRE DISTRICT TAXES	53,858.96	284.46	52,397.02		969.55		452.39
	* YEAR TOTAL	53,858.96	284.46	52,397.02		969.55	99.09	452.39
2012	12 FIRE DISTRICT							

DATE 10/31/23 200 REGISTERED VEHICLE
 TIME 17:23:30 REVENUE UNIT: ALL
 USER VNCARRIE

VANCE COUNTY
 LEVY COLLECTED REPORT
 AS OF RUN DATE

REVENUE UNIT/YEAR

PAGE 41
 FROG# CL2237

YEAR	REVENUE UNIT CHARGE TYPE	(A) LEVY ORIG/DISC	DISC BILLS INCL IN (A)	(B) LEVY PAID/DSCNTS	DISCOUNTS INCL IN (B)	(C) NET ABATEMENTS	B+C/A COLL %	LEVY OUTSTANDING
	TAXES	67,638.35	174.39	65,644.45		1,251.59		741.91
	* YEAR TOTAL	67,638.35	174.39	65,644.45		1,251.59	98.91	741.91
2013 12	FIRE DISTRICT TAXES	46,243.68	202.41	46,624.63		942.67		676.38
	* YEAR TOTAL	46,243.68	202.41	46,624.63		942.67	98.60	676.38
2014 12	FIRE DISTRICT TAXES	112.52	43.70	100.53		4.29		7.70
	* YEAR TOTAL	112.52	43.70	100.53		4.29	93.15	7.70
2015 12	FIRE DISTRICT TAXES	.96	.96					.96
	* YEAR TOTAL	.96	.96					.96
	** REV UNT TOT	430,897.44	808.40	420,745.63		5,077.44	98.83	5,074.37
	*** GROUP TOTAL	21,536,372.01	33,374.46	20,754,073.48		473,638.42	98.57	308,660.11

DATE 10/31/23
 TIME 17:29:08
 USER VNCARRIE

VANCE COUNTY
 TAX COLLECTIONS REPORT ALL RGCDs BY UNIT/YEAR
 DEPOSIT DATE RANGE 10/01/2023 THRU 10/31/2023
 YEAR RANGE 2000 THRU 2023

PAGE 1
 PROG# CL2223A

CURR TAX YEAR: 2023

REVENUE UNIT: 00 VANCE COUNTY

YEAR	BEGINNING LEVY	ADDITIONS TO LEVY MTD	ADDITIONS YTD	DISCOUNTS AND RELEASES TO LEVY MTD	DISCOUNTS AND RELEASES YTD	ADJUSTED LEVY	COLLECTED MTD	COLLECTED YTD	ENDING BALANCE
2023	23,256,483.25	29,099.34	350,111.09	34,584.29	166,680.70	23,439,913.64	1,352,104.74	6,346,302.94	17,093,610.70
2022	637,260.17		1,987.50		1,774.90	537,472.77	38,181.87	168,646.63	468,826.14
2021	208,173.89		51.01		51.01	208,173.89	7,697.00	49,253.71	158,920.18
2020	112,283.62					112,283.62	2,475.33	12,493.98	99,789.64
2019	84,780.60					84,780.60	1,421.14	6,299.97	78,480.63
2018	61,461.67					61,461.67	300.02	3,350.77	58,110.90
2017	110,980.89					110,980.89	130.67	1,338.13	109,642.76
2016	117,616.70					117,616.70	53.11	774.81	116,841.89
2015	22,450.83					22,450.83	75.87	646.96	21,803.87
2014	35,734.34					35,734.34	75.87	444.93	35,289.41
2013	47,585.64					47,585.64	96.61	270.29	47,315.35
2012	42,230.56					42,230.56		267.58	41,962.98
2011	42,642.29					42,642.29			42,642.29
2010	35,620.56					35,620.56		4.28	35,616.28
2009	37,931.46					37,931.46			37,931.46
2008	35,866.14					35,866.14	197.33	197.33	35,668.81
2007	38,836.80					38,836.80			38,836.80
2006	40,262.61					40,262.61			40,262.61
2005	41,954.57					41,954.57			41,954.57
2004	937.40					937.40			937.40
2003	2,036.31					2,036.31			2,036.31
2002	390.90					390.90			390.90
2001	1,106.92					1,106.92			1,106.92
2000	690.63					690.63			690.63

DATE 10/31/23
 TIME 17:29:08
 USER VNCARRIE

VANCE COUNTY
 TAX COLLECTIONS REPORT ALL RGCDS BY UNIT/YEAR
 DEPOSIT DATE RANGE 10/01/2023 THRU 10/31/2023
 YEAR RANGE 2000 THRU 2023

PAGE 2
 PRG# CL2223A

CURR TAX YEAR: 2023

REVENUE UNIT: 00 VANCE COUNTY

YEAR	BEGINNING LEVY	ADDITIONS TO LEVY MTD	ADDITIONS YTD	DISCOUNTS AND RELEASES TC LEVY MTD	DISCOUNTS AND RELEASES YTD	ADJUSTED LEVY	COLLECTED MTD	COLLECTED YTD	ENDING BALANCE
TOTAL	25,015,318.75	29,099.34	352,149.60	34,584.29	168,506.61	25,158,961.74	1,402,809.56	6,550,292.31	18,608,569.43
CURRENT INTEREST & COLLECTORS FEES							1,058.37	4,066.22	
PRIOR INTEREST & COLLECTORS FEES							9,453.81	41,752.56	
TOTAL INTEREST & COLLECTORS FEES							10,509.18	45,818.78	
TOTAL PRIOR YEARS TAXES							50,704.82	242,989.37	
TOTAL TAXES & INTEREST & COLLECTORS FEES							1,413,318.74	6,636,111.09	
DISCOVERIES TAXES & INTEREST									
NET							1,413,318.74	6,636,111.09	
CURRENT YEAR PERCENTAGE		27.07							

DATE 10/31/23
 TIME 17:23:08
 USER VNCARRIE

CURR TAX YEAR: 2023

VANCE COUNTY
 TAX COLLECTIONS REPORT ALL RGCDs BY UNIT/YEAR
 DEPOSIT DATE RANGE 10/01/2023 THRU 10/31/2023
 YEAR RANGE 2000 THRU 2023

PAGE 5
 PROG# CL2223A

REVENUE UNIT: 12 FIRE DISTRICT

YEAR	BEGINNING LEVY	ADDITIONS TO LEVY MTD	ADDITIONS YTD	DISCOUNTS AND RELEASES TO LEVY MTD	DISCOUNTS AND RELEASES YTD	ADJUSTED LEVY	COLLECTED MTD	COLLECTED YTD	ENDING BALANCE
2023	1,575,800.27	2,637.26	27,316.52	2,985.80	12,298.58	1,590,818.11	99,693.92	441,071.29	1,149,746.82
2022	41,933.38		193.64		172.39	41,954.63	2,396.56	10,775.86	31,178.77
2021	14,182.71					14,182.71	588.49	3,262.22	10,920.49
2020	7,500.67					7,500.67	213.81	807.13	6,693.54
2019	4,895.97					4,895.97	81.02	420.11	4,475.86
2018	2,628.70					2,628.70	10.48	207.02	2,421.68
2017	5,072.92					5,072.92	3.84	60.63	5,012.29
2016	5,404.74					5,404.74		35.77	5,368.97
2015	686.16					686.16		28.84	657.32
2014	573.56					573.56		18.63	554.93
2013	1,151.59					1,151.59	1.10	9.82	1,141.77
2012	1,180.88					1,180.88		11.73	1,169.15
2011	864.85					864.85			864.85
2010	889.04					889.04			889.04
2009	948.52					948.52			948.52
2008	726.73					726.73	6.43	6.43	720.30
2007	782.53					782.53			782.53
2006	775.07					775.07			775.07
2005	872.42					872.42			872.42
2004	32.76					32.76			32.76
2003	68.02					68.02			68.02
2002									
2001									
TOTAL	1,665,971.43	2,637.26	27,510.16	2,985.80	12,471.07	1,682,010.58	102,995.63	456,715.48	1,225,295.10

DATE 10/31/23
 TIME 17:29:08
 USER VNCARRIE

CURR TAX YEAR: 2023

VANCE COUNTY
 TAX COLLECTIONS REPORT ALL RGCDs BY UNIT/YEAR
 DEPOSIT DATE RANGE 10/01/2023 THRU 10/31/2023
 YEAR RANGE 2000 THRU 2023

PAGE 10
 PRGM# CI2223A

REVENUE UNIT: 12 FIRE DISTRICT

YEAR	BEGINNING LEVY	ADDITIONS TO LEVY MTD	ADDITIONS YTD	DISCOUNTS AND RELEASES TO LEVY MTD	DISCOUNTS AND RELEASES YTD	ADJUSTED LEVY	COLLECTED MTD	COLLECTED YTD	ENDING BALANCE
CURRENT INTEREST & COLLECTORS FEES							3.21	293.87	
PRIOR INTEREST & COLLECTORS FEES							509.09	2,249.58	
TOTAL INTEREST & COLLECTORS FEES							512.30	2,543.45	
TOTAL PRIOR YEARS TAXES							3,301.71	15,644.19	
TOTAL TAXES & INTEREST & COLLECTORS FEES							103,507.93	459,258.93	
DISCOVERIES TAXES & INTEREST									
NET							103,507.93	459,258.93	
CURRENT YEAR PERCENTAGE 27.72									



VETERANS SERVICE OFFICE

300 S. GARNETT STREET
HENDERSON, NC 27536
OFFICE: (252) 438-4619
FAX: (252) 438-6076

2023 NOVEMBER MONTHLY REPORT

Visits/Calls - 252	Male - 163	Meetings/Events - 5
Emails - 48	Female - 113	Out of County - 55
Intent to File - 0	Compensation/Pension - 79	Service Connected - 3
Claims Filed - 3	Other - 199	(received 10% - 100% this month)

11/01/23- Military and federal government retirees can expect a significantly smaller cost-of-living adjustment to Social Security and VA benefits next year because of the cool down in inflation.

It was just announced by the Social Security Administration that the 2024 COLA will be 3.2%, which beneficiaries will see reflected on their statements in January. For a retiree, that would be an average increase of \$59 a month according to AARP.

The adjustment for 2024 is significantly below what was seen in 2023—8.7%. That was the biggest increase in four decades, following soaring inflation for consumer goods.

11/07/23- A veteran was awarded a monthly tax-free VA compensation payment of \$3823.89 starting December 2023 and received a retroactive payment of 3823.89.

11/08/23- Bailey and I participated in the 3rd Annual Veteran Appreciation and Community Hiring Event at NC Works Career Center in Henderson, NC.

11/14/23- Bailey and I attended the Veteran's Appreciation Ceremony at the Senior Center in Henderson, NC.

11/15/23- The VA recently announced veterans, their families, caregivers and survivors will now have access to expand burial benefits intended to help with end-of-life expenses related to gravesites, burials, funerals and transportation of remains to a veteran's final resting place.

Burial benefits are available to individuals who pay for a veteran's burial and funeral costs that aren't reimbursed by any other organization.



VETERANS SERVICE OFFICE

300 S. GARNETT STREET
HENDERSON, NC 27536
OFFICE: (252) 438-4619
FAX: (252) 438-6076

Updated burial benefits include an expansion of reimbursement of transportation costs. Now, this will include costs for transporting remains to state or Tribal Veterans' cemeteries in addition to previously eligible national cemeteries.

Another expansion is a more generous single payment rate for non-service-connected burial benefits, and the changes also extend the VA plot or internment allowance to Tribal organizations.

VA provides burial benefits for all legal types of burials including cremations, burial at sea, and donations of remains to a medical school.

Eligible individuals include a surviving spouse, legal partner, surviving child, parent or executor of a veteran's estate.

Miscellaneous

APPOINTMENTS

December 4, 2023

Vance County Tax Administrator – two year term

Reappoint Porcha Brooks – appointed 02/2010

Community Advisory Committee – three year term

Reappoint Joann Evans – appointed 12/2017

Farmers Market Advisory Committee – three year term

Reappoint Horace Bullock – appointed 01/2018

Lisa Royster – appointed 01/2018

Appoint Jan Taylor-Fuller to fill a vacant position (see application)

Tourism Development Authority – three year term

Reappoint Shirley Julian – appointed 03/2019

Donald Matthews – appointed 03/2022

Benny Finch – appointed 03/2019

Alice Sallins – appointed 02/2020

Vance County Housing Authority

Appoint Symia Crews to fill a vacant position (see application)

Firemen's Relief Fund Board of Trustees – two year term

Reappointment and appointment of members (see attached listing)



N.C. Cooperative Extension
Vance County Center
warren.ces.ncsu.edu

305 Young St.
Henderson, NC 27536
P: 252.438-8188

TO: Kelly Grissom, Clerk to the Vance County Board of Commissioners

FROM: Paul McKenzie,
Horticulture Extension Agent

A handwritten signature in black ink, appearing to read 'P. McKenzie'.

RE: Advisory Board nomination for Vance County Regional Farmers Market

Please consider the following nomination to the Vance County Regional Farmers Market Advisory Board for a three year term:

Jan Taylor-Fuller
744 Tollie Weldon Road
Henderson, NC 27537
janfuller21@gmail.com
919-669-8954

Ms. Taylor-Fuller is a long-time vendor at the Farmers Market and a resident of Vance County. She operates a small business creating unique handcrafted products made from wood reclaimed from barns and tobacco sticks. She is a faithful supporter of the Farmers Market and we believe she will bring great ideas and enthusiasm to this position.

Please let me know if you need any additional information.



**Application for Boards/Commissions/Committees
Vance County Board of Commissioners**

Please complete each section.

Full Name _____ Date of Birth _____

Home Address _____

Home Phone _____

Business Phone _____ Email _____

Current Employer _____

Job Title _____ Years in current position _____

Duties _____

Other employment history _____

It is the Board of Commissioners' goal to maintain a balance of membership on its Boards/Commissions/Committees based on race, gender and district residency.

District No. _____

Male _____ Female _____

White ____ Black ____ Hispanic ____ Native America ____ Asian ____ Other ____

Board/Commission/Committee Applying For (list only one per form) _____

Why are you interested in serving on this Board/Commission/Committee? _____

Generally, the Board desires to broaden participation on Boards/Commissions/Committees for as much citizen involvement as possible; therefore, a goal is to limit appointees to no more than 3 Boards/Commissions/Committees. Therefore, please list any other Boards/Commissions/Committees on which you currently serve:

DO NOT SUBMIT RESUMES/ATTACHMENTS

Interests/Skills/Areas of Expertise/Professional Organizations/Activities:

Affirmation of Eligibility:

Has any formal charge of professional misconduct, criminal misdemeanor or felony ever been filed against you?

Yes _____ No _____ If yes, please explain disposition: _____

Is there any conflict of interest or other matter that would create problems or prevent you from fairly and impartially discharging your duties as an appointee of the Board of Commissioners? Yes _____ No _____ If yes, please explain:

I understand that any situation which may arise to cause conflict of interest may create serious ethical or legal implications if appropriate discretion is not exercised or responsible action is not taken.

I understand this application is public record and I certify that the facts contained in this application are true and correct to the best of my knowledge. I authorize and consent to background checks and to the investigation and verification of all statements contained herein as deemed appropriate. I further authorize all information concerning my qualifications to be investigated and release all parties from all liability for any damages that may result from this investigation. I understand and agree that any misstatement may be cause for my removal from any Board/Commission/Committee. I understand regular attendance to any Board/Commission/Committee is important and, accordingly, I further understand that if my attendance is less than the standards established for any such body that this is cause for removal. Lacking any written standards for attendance by any Board/Commission/Committee it is expected that I will attend at least 75% of all meetings during any one calendar year to maintain my seat on any Board/Commission/Committee to which I may be appointed. This form will remain on file in the Office of the Clerk and requests for updates will be sought prior to any consideration for reappointment (or future appointment) to any Board/Commission/Committee.

Signature: _____ Date: _____

Form is invalid if not signed and dated.

Return completed form to:

Kelly H. Grissom
County Commissioners' Office
122 Young Street, Suite B
Henderson, NC 27536
Phone: (252)738-2003 Fax: (252) 738-2039

**Application for Boards/Commissions/Committees
Vance County Board of Commissioners**

Please complete each section.

Full Name Symia Crews Date of Birth 07/31/1991

Home Address 437 Hamilton st

Home Phone 252-739-9510

Business Phone _____ Email symia.crews@yahoo.com

Current Employer Murdoch Developmental Center

Job Title Administrative Assistant Years in current position 1

Duties Clerical duties and nursing and patient inventory/stock. Completion of patient information and doctors orders.

Other employment history Keller Williams Realty (present)

It is the Board of Commissioners' goal to maintain a balance of membership on its Boards/Commissions/Committees based on race, gender and district residency.

District No. 5

Male _____ Female (X)

White _____ Black (X) Hispanic _____ Native America _____ Asian _____ Other _____

Board/Commission/Committee Applying For (list only one per form) Vance County Housing Authority

Why are you interested in serving on this Board/Commission/Committee? _____

To learn about, provide assistance and share the housing needs in the community and to advocate for the most vulnerable people we serve.

Generally, the Board desires to broaden participation on Boards/Commissions/Committees for as much citizen involvement as possible; therefore, a goal is to limit appointees to no more than 3 Boards/Commissions/Committees. Therefore, please list any other Boards/Commissions/Committees on which you currently serve:

Vance County Appearance Board

DO NOT SUBMIT RESUMES/ATTACHMENTS

Interests/Skills/Areas of Expertise/Professional Organizations/Activities:

Interest: Real Estate, Community Engagement, Civic Participation, Economic Growth, Education and Youth Development

Skills: Hospitality and Customer Service Skills, Leadership, Communication and Public Speaking, Career Coaching, Public Relations and Real Estate Consulting

Affirmation of Eligibility:

Has any formal charge of professional misconduct, criminal misdemeanor or felony ever been filed against you?

Yes _____ No (X) If yes, please explain disposition: _____

Is there any conflict of interest or other matter that would create problems or prevent you from fairly and impartially discharging your duties as an appointee of the Board of Commissioners? Yes _____ No (X) If yes, please explain: _____

I understand that any situation which may arise to cause conflict of interest may create serious ethical or legal implications if appropriate discretion is not exercised or responsible action is not taken.

I understand this application is public record and I certify that the facts contained in this application are true and correct to the best of my knowledge. I authorize and consent to background checks and to the investigation and verification of all statements contained herein as deemed appropriate. I further authorize all information concerning my qualifications to be investigated and release all parties from all liability for any damages that may result from this investigation. I understand and agree that any misstatement may be cause for my removal from any Board/Commission/Committee. I understand regular attendance to any Board/Commission/Committee is important and, accordingly, I further understand that if my attendance is less than the standards established for any such body that this is cause for removal. Lacking any written standards for attendance by any Board/Commission/Committee it is expected that I will attend at least 75% of all meetings during any one calendar year to maintain my seat on any Board/Commission/Committee to which I may be appointed. This form will remain on file in the Office of the Clerk and requests for updates will be sought prior to any consideration for reappointment (or future appointment) to any Board/Commission/Committee.

Signature: Symia Crews

Date: 11/29/2023

Form is invalid if not signed and dated.

Return completed form to:

Kelly H. Grissom
County Commissioners' Office
122 Young Street, Suite B
Henderson, NC 27536
Phone: (252)738-2003 Fax: (252) 738-2039

FIREMEN'S RELIEF FUND BOARD OF TRUSTEES

2 Year Term

<u>Member/Address</u>	<u>Term Expires</u>	<u>Appointed</u>
Bearpond VFD Chris Pulley 348 Beaver Dam Rd Henderson NC 27537	2023	new appointee
Wayne Rowland 773 Bobbitt Rd Henderson NC 27537	2023	new appointee
Cokesbury VFD Alton R. Patrick 5738 Vicksboro Road Henderson, NC 27537	2023	09/2015
Chris Wright 2825 Stewart Farm Road Henderson, NC 27537	2023	12/2017
Golden Belt Thomas S. Hester, Jr. 407 Beechwood Trail Henderson, NC 27536	2023	09/2015
Carolyn Faines 983 Dick Faines Road Henderson, NC 27537	2023	02/2017
Hicksboro VFD Wallace Edwards 91 Thomas Road Henderson, NC 27537	2023	12/2019
Robert Griffin 576 Eastwood Road Oxford, NC 27565	2023	09/2015

<u>Member/Address</u>	<u>Term Expires</u>	<u>Appointed</u>
Kittrell VFD David L. Woodlief 586 S. Lynnbank Road Henderson, NC 27537 Jerry Joyner 32 E. Main Street Kittrell, NC 27544	2023 2023	new appointee 12/2021
Townsville VFD Travis Richardson 141 Cardinal Lane Henderson, NC 27537 Joe Norwood 15400 Hwy 39 North Henderson, NC 27537	2023 2023	02/2017 09/2015
Watkins VFD Brandon Link 3412 Cameron Dr Henderson, NC 27536 Brian Clayton 485 Hicksboro Road Henderson, NC 27537	2023 2023	new appointee 09/2015